


RED BULL INDIANAPOLIS GRAND PRIX

Qualifying
Classification



	Rider	Nation	Team	Motorcycle	Time	Lap Total	Gap	Top Speed
1	8 Jack MILLER	AUS	Red Bull KTM Ajo	KTM	1'40.727	12 19		232.8
2	7 Efren VAZQUEZ	SPA	SaxoPrint-RTG	HONDA	1'40.807	16 18	0.080 0.080	241.7
3	12 Alex MARQUEZ	SPA	Estrella Galicia 0,0	HONDA	1'40.808	14 18	0.081 0.001	234.5
4	5 Romano FENATI	ITA	SKY Racing Team VR46	KTM	1'40.829	14 19	0.102 0.021	234.8
5	58 Juanfran GUEVARA	SPA	Mapfre Aspar Team Moto3	KALEX KTM	1'41.007	19 19	0.280 0.178	239.2
6	99 Jorge NAVARRO	SPA	Marc VDS Racing Team	KALEX KTM	1'41.248	14 17	0.521 0.241	234.8
7	17 John MCPHEE	GBR	SaxoPrint-RTG	HONDA	1'41.284	10 18	0.557 0.036	238.6
8	21 Francesco BAGNAIA	ITA	SKY Racing Team VR46	KTM	1'41.293	10 18	0.566 0.009	234.5
9	19 Alessandro TONUCCI	ITA	CIP	MAHINDRA	1'41.296	17 19	0.569 0.003	232.1
10	98 Karel HANIKA	CZE	Red Bull KTM Ajo	KTM	1'41.311	7 19	0.584 0.015	235.7
11	10 Alexis MASBOU	FRA	Ongetta-Rivacold	HONDA	1'41.342	14 14	0.615 0.031	236.3
12	42 Alex RINS	SPA	Estrella Galicia 0,0	HONDA	1'41.387	8 18	0.660 0.045	234.6
13	31 Niklas AJO	FIN	Avant Tecno Husqvarna Ajo	HUSQVARNA	1'41.419	12 14	0.692 0.032	231.1
14	84 Jakub KORNFEIL	CZE	Calvo Team	KTM	1'41.443	18 19	0.716 0.024	230.9
15	63 Zulfahmi KHAIRUDDIN	MAL	Ongetta-AirAsia	HONDA	1'41.468	16 16	0.741 0.025	232.7
16	33 Enea BASTIANINI	ITA	Junior Team GO&FUN Moto3	KTM	1'41.691	16 16	0.964 0.223	236.8
17	52 Danny KENT	GBR	Red Bull Husqvarna Ajo	HUSQVARNA	1'41.710	6 18	0.983 0.019	233.2
18	44 Miguel OLIVEIRA	POR	Mahindra Racing	MAHINDRA	1'41.773	16 20	1.046 0.063	230.6
19	41 Brad BINDER	RSA	Ambrogio Racing	MAHINDRA	1'41.803	4 16	1.076 0.030	233.7
20	23 Niccolò ANTONELLI	ITA	Junior Team GO&FUN Moto3	KTM	1'41.814	8 15	1.087 0.011	231.1
21	43 Luca GRÜNWARD	GER	Kiefer Racing	KALEX KTM	1'41.974	16 18	1.247 0.160	234.3
22	32 Isaac VIÑALES	SPA	Calvo Team	KTM	1'42.047	12 12	1.320 0.073	234.6
23	61 Arthur SISIS	AUS	Mahindra Racing	MAHINDRA	1'42.117	17 17	1.390 0.070	234.7
24	51 Bryan SCHOUTEN	NED	CIP	MAHINDRA	1'42.120	5 20	1.393 0.003	236.0
25	57 Eric GRANADO	BRA	Calvo Team	KTM	1'42.335	17 19	1.608 0.215	233.9
26	95 Jules DANILO	FRA	Ambrogio Racing	MAHINDRA	1'42.410	18 18	1.683 0.075	230.7
27	65 Philipp OETTL	GER	Interwetten Paddock Moto3	KALEX KTM	1'42.483	14 18	1.756 0.073	233.0
28	3 Matteo FERRARI	ITA	San Carlo Team Italia	MAHINDRA	1'42.574	3 17	1.847 0.091	233.4
29	55 Andrea LOCATELLI	ITA	San Carlo Team Italia	MAHINDRA	1'42.927	2 17	2.200 0.353	238.1
30	9 Scott DEROUE	NED	RW Racing GP	KALEX KTM	1'42.989	15 18	2.262 0.062	235.5
31	38 Hafiq AZMI	MAL	SIC-AJO	KTM	1'43.026	18 18	2.299 0.037	230.8
32	4 Gabriel RAMOS	VEN	Kiefer Racing	KALEX KTM	1'43.536	18 18	2.809 0.510	225.5
33	22 Ana CARRASCO	SPA	RW Racing GP	KALEX KTM	1'43.926	9 20	3.199 0.390	232.3

Practice condition: Dry

Air: 26°

Humidity: 61%

Ground: 37°

Fastest Lap:	Lap: 12	Jack MILLER	1'40.727	149 Km/h
Circuit Record Lap:		New circuit		
Circuit Best Lap:	2014	Jack MILLER	1'40.727	149.0 Km/h

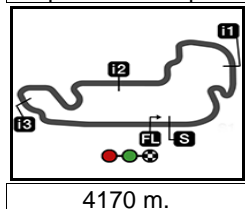
The results are provisional until the end of the limit for protest and appeals.

Time limit for protest expires 30' after publication of the results - Mr. Time:

These data/results cannot be reproduced, stored and/or transmitted in whole or in part by any manner of electronic, mechanical, photocopying, recording, broadcasting or otherwise now known or herein after developed without the previous express consent by the copyright owner, except for reproduction in daily press and regular printed publications on sale to the public within 60 days of the event related to those data/results and always provided that copyright symbol appears together as follows below.

© DORNA, 2014





RED BULL INDIANAPOLIS GRAND PRIX

Qualifying

Top Speed & Average

21A



Rider	Nation	Motorcycle	Top 5 speeds					Average	Top
7 Efen VAZQUEZ	SPA	HONDA	241.7	238.8	237.6	234.7	234.5	237.5	241.7
58 Juanfran GUEVARA	SPA	KALEX KTM	239.2	238.6	237.1	235.9	234.9	237.1	239.2
17 John MCPHEE	GBR	HONDA	238.6	237.7	235.9	233.0	232.1	235.5	238.6
55 Andrea LOCATELLI	ITA	MAHINDRA	238.1	235.4	234.9	234.8	232.8	235.2	238.1
33 Enea BASTIANINI	ITA	KTM	236.8	234.1	229.9	228.7	228.1	231.0	236.8
10 Alexis MASBOU	FRA	HONDA	236.3	234.8	229.7	229.4	228.5	231.2	236.3
51 Bryan SCHOUTEN	NED	MAHINDRA	236.0	234.8	233.6	232.6	231.9	233.8	236.0
98 Karel HANIKA	CZE	KTM	235.7	234.1	232.2	231.9	230.3	232.8	235.7
9 Scott DEROUE	NED	KALEX KTM	235.5	234.3	230.2	229.8	229.7	231.9	235.5
5 Romano FENATI	ITA	KTM	234.8	232.5	231.7	231.5	229.0	231.9	234.8
99 Jorge NAVARRO	SPA	KALEX KTM	234.8	233.9	233.8	232.8	231.6	233.4	234.8
61 Arthur SISSIS	AUS	MAHINDRA	234.7	233.6	232.8	232.6	232.1	233.0	234.7
32 Isaac VIÑALES	SPA	KTM	234.6	229.1	228.3	227.7	227.6	229.5	234.6
42 Alex RINS	SPA	HONDA	234.6	233.2	232.1	230.9	230.9	232.3	234.6
12 Alex MARQUEZ	SPA	HONDA	234.5	233.0	231.7	229.6	229.5	231.7	234.5
21 Francesco BAGNAIA	ITA	KTM	234.5	234.0	233.4	233.3	232.7	233.6	234.5
43 Luca GRÜNWARD	GER	KALEX KTM	234.3	233.8	233.2	232.2	231.4	232.7	234.3
57 Eric GRANADO	BRA	KTM	233.9	230.1	229.9	228.6	226.8	229.9	233.9
41 Brad BINDER	RSA	MAHINDRA	233.7	233.2	232.8	231.2	230.5	232.3	233.7
3 Matteo FERRARI	ITA	MAHINDRA	233.4	232.5	231.7	231.4	231.3	232.1	233.4
52 Danny KENT	GBR	HUSQVARNA	233.2	231.5	230.4	229.2	229.1	230.7	233.2
65 Philipp OETTL	GER	KALEX KTM	233.0	229.6	228.4	226.9	226.8	228.9	233.0
8 Jack MILLER	AUS	KTM	232.8	230.9	229.4	227.8	227.7	229.7	232.8
63 Zulfahmi KHAIRUDDIN	MAL	HONDA	232.7	232.5	231.1	230.7	230.0	231.4	232.7
22 Ana CARRASCO	SPA	KALEX KTM	232.3	231.9	230.2	227.7	227.3	229.9	232.3
19 Alessandro TONUCCI	ITA	MAHINDRA	232.1	230.7	230.7	229.2	228.7	230.3	232.1
31 Niklas AJO	FIN	HUSQVARNA	231.1	228.3	227.7	225.3	225.3	227.5	231.1
23 Niccolò ANTONELLI	ITA	KTM	231.1	230.9	230.0	229.4	229.0	230.1	231.1
84 Jakub KORNFEL	CZE	KTM	230.9	226.5	226.3	226.2	225.4	227.1	230.9
38 Hafiq AZMI	MAL	KTM	230.8	227.6	226.2	226.2	226.0	227.4	230.8
95 Jules DANILO	FRA	MAHINDRA	230.7	230.6	229.9	229.5	229.2	230.0	230.7
44 Miguel OLIVEIRA	POR	MAHINDRA	230.6	229.2	229.1	229.1	228.6	229.3	230.6
4 Gabriel RAMOS	VEN	KALEX KTM	225.5	224.8	223.8	222.4	222.4	223.8	225.5

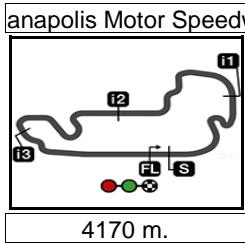
These data/results cannot be reproduced, stored and/or transmitted in whole or in part by any manner of electronic, mechanical, photocopying, recording, broadcasting or otherwise now known or herein after developed without the previous express consent by the copyright owner, except for reproduction in daily press and regular printed publications on sale to the public within 60 days of the event related to those data/results and always provided that copyright symbol appears together as follows below.

© DORNA, 2014

Official MotoGP Timing by TISSOT
www.motogp.com



Indianapolis, Saturday, August 09, 2014



Results and timing service provided by TISSOT

Moto3

RED BULL INDIANAPOLIS GRAND PRIX

Qualifying

Chronological Analysis of Performances

22A

P Crossing the finish line in pit lane		T1 Time from finish line to 1st intermediate				T2 Time from 1st intermed. to 2nd intermed.				T3 Time from 2nd intermed. to 3rd intermed.				T4 Time from 3rd intermediate to finish line						
Lap	Lap Time	T1	T2	T3	T4	Speed	Lap	Lap Time	T1	T2	T3	T4	Speed	Lap	Lap Time	T1	T2	T3	T4	Speed
1st	8	Jack MILLER				Red Bull KTM Ajo				AUS				Runs=3 Total laps=19 Full laps=14						
1	1'45.409	28.687	27.752	28.684	20.286		8	1'48.965	26.963	26.576	28.484	26.942	224.1	9	1'41.025	26.870	26.777	27.732	19.646	225.7
2	1'43.332	27.342	27.608	28.307	20.075	224.6	10	1'41.334	27.028	26.670	27.854	19.782	226.5	11	1'41.631	26.954	26.920	27.858	19.899	225.3
3	1'42.958	27.353	27.263	28.291	20.051	221.8	12	1'54.098 P	28.489	28.345	30.587	26.677	222.5	13	6'19.224	5'03.874	27.399	28.304	19.647	
4	1'51.971 P	27.694	28.896	30.033	25.348	222.6	14	1'40.808	26.861	26.562	27.837	19.548	229.5	15	1'49.774	27.114	30.818	31.820	20.022	234.5
5	4'41.335	3'24.930	27.821	28.822	19.762		16	1'52.663	26.940	27.519	36.731	21.473	226.8	17	1'58.165	26.987	27.163	37.172	26.843	231.7
6	1'41.132	26.796	26.612	27.851	19.873	227.8	18	1'41.581	27.056	26.842	27.898	19.785	223.3							
7	1'42.175	27.068	26.827	28.578	19.702	222.9														
8	1'46.279	27.238	26.821	30.003	22.217	230.9														
9	1'40.836	26.891	26.676	27.672	19.597	227.3														
10	1'55.245 P	31.688	29.514	28.308	25.735	229.4														
11	5'26.522	4'07.056	28.509	29.276	21.681															
12	1'40.727	26.753	26.617	27.624	19.733	232.8														
13	1'45.800	26.875	26.826	31.820	20.279	227.7														
14	1'41.661	26.969	26.722	27.737	20.233	223.1														
15	1'50.960	32.853	29.274	29.053	19.780	216.9														
16	1'43.172	26.867	26.712	28.125	21.468	226.6														
17	1'58.552	27.337	29.988	39.914	21.313	218.0														
18	1'53.568	30.656	27.067	29.662	26.183	226.4														
19	1'44.097	28.749	27.030	28.361	19.957	180.2														
4th	5	Romano FENATI				SKY Racing Team V				ITA				Runs=3 Total laps=19 Full laps=14						
1	2'00.689	42.884	27.676	30.071	20.058		8	5'48.107	4'31.976	27.616	28.587	19.928		9	1'41.781	27.049	26.982	27.822	19.928	231.7
2	1'48.075	27.554	32.155	28.462	19.904	225.8	10	1'41.277	26.775	26.766	27.973	19.763	225.1	11	1'41.583	26.990	26.948	27.816	19.829	225.7
3	1'42.137	27.149	27.117	28.096	19.775	227.0	12	1'56.975 P	33.071	29.578	29.341	24.985	221.2	13	5'36.936	4'21.593	27.667	27.964	19.712	
4	1'41.790	27.010	26.985	28.028	19.767	228.0	14	1'40.829	26.656	26.790	27.696	19.687	232.5	15	1'41.456	26.680	26.849	28.045	19.882	229.0
5	1'41.655	26.971	26.875	28.070	19.739	231.5	16	1'41.766	26.863	26.849	27.893	20.161	226.8	17	1'41.162	26.736	26.845	27.767	19.814	224.6
6	1'51.020	31.715	28.202	31.080	20.023	234.8	18	1'41.550	26.855	26.917	27.834	19.944	223.8	19	1'41.421	26.962	26.894	27.738	19.827	223.9
7	1'55.285 P	27.141	27.681	34.177	26.286	226.9														
5th	58	Juanfran GUEVARA				Mapfre Aspar Team M				SPA				Runs=3 Total laps=19 Full laps=14						
1	2'11.897	52.149	28.404	31.236	20.108		8	5'23.468	4'02.263	28.746	32.653	19.806		9	1'42.194	27.186	27.010	28.278	19.720	231.3
2	1'42.991	27.421	27.128	28.449	19.993	229.3	10	1'42.593	27.358	26.860	28.233	20.142	232.5	11	1'42.258	27.098	27.050	28.287	19.823	231.0
3	1'44.623	27.945	27.342	29.624	19.712	234.1	12	1'53.320 P	29.971	28.533	29.538	25.278	226.4	13	5'40.055	3'48.376	31.653	59.058	20.968	
4	1'42.101	27.544	26.778	28.187	19.592	235.9	14	1'53.286	28.949	32.362	32.093	19.882	226.8	15	1'41.779	27.182	26.783	28.091	19.723	228.1
5	1'42.559	27.356	27.025	28.500	19.678	238.6	16	1'51.092	33.115	30.050	28.392	19.535	237.1							
6	1'42.116	27.111	27.104	28.129	19.772	233.2														
7	1'58.134 P	27.245	27.009	28.906	34.974	229.4														

Fastest Lap: Jack MILLER Red Bull KTM Ajo AUS 1'40.727 26.753 26.617 27.624 19.733

These data/results cannot be reproduced, stored and/or transmitted in whole or in part by any manner of electronic, mechanical, photocopying, recording, broadcasting or otherwise now known or herein after developed without the previous express consent by the copyright owner, except for reproduction in daily press and regular printed publications on sale to the public within 60 days of the event related to those data/results and always provided that copyright symbol appears together as follows below.
© DORNA, 2014



Qualifying

Moto3

Lap	Lap Time	T1	T2	T3	T4	Speed	Lap	Lap Time	T1	T2	T3	T4	Speed	
17	1'41.592	27.051	26.693	28.344	19.504	239.2	17	1'47.524	28.872	28.337	30.449	19.866	228.6	
18	1'41.908	27.214	26.857	28.080	19.757	234.9	18	1'42.485	27.269	27.169	28.149	19.898	230.9	
19	1'41.007	26.837	26.722	27.994	19.454	229.6								
6th	99	Jorge NAVARRO Marc VDS Racing Tea SPA						9th	19	Alessandro TONUCCI CIP ITA				
		Runs=4	Total laps=17	Full laps=10					Runs=3	Total laps=19	Full laps=14			
1	2'00.967	41.714	28.496	30.267	20.490		1	2'19.436	1'01.093	27.736	30.050	20.557		
2	1'42.819	27.127	27.357	28.341	19.994	229.8	2	1'42.068	27.225	27.049	27.908	19.886	228.7	
3	1'42.875	27.289	27.336	28.487	19.763	225.0	3	1'41.796	26.883	26.964	27.990	19.959	229.2	
4	1'42.412	27.238	27.081	28.351	19.742	225.1	4	1'42.414	26.901	27.121	28.375	20.017	230.7	
5	1'46.024	27.493	27.211	30.204	21.116	234.8	5	1'42.491	27.140	27.275	28.077	19.999	226.1	
6	1'42.727	27.151	27.352	28.342	19.882	233.8	6	1'55.561 P	27.333	32.972	29.255	26.001	225.2	
7	1'57.874 P	29.565	29.131	29.457	29.721	224.1	7	4'56.831	3'35.777	28.972	29.571	22.511		
8	5'17.488	4'00.273	28.613	28.616	19.986		8	1'43.233	27.015	26.988	28.969	20.261	221.7	
9	1'41.670	26.983	26.960	28.084	19.643	227.0	9	1'42.577	27.006	27.397	28.109	20.065	225.2	
10	1'41.924	26.832	26.891	28.592	19.609	229.6	10	1'42.125	27.037	27.043	27.996	20.049	222.9	
11	1'41.833	26.943	27.090	28.179	19.621	226.9	11	1'46.997	30.184	28.959	27.936	19.918	221.9	
12	1'53.359 P	27.649	27.736	28.579	29.395	226.1	12	1'50.136 P	27.723	28.515	28.957	24.941	227.3	
13	6'16.724	5'01.096	27.587	28.164	19.877		13	6'00.990	4'16.327	29.029	51.488	24.146		
14	1'41.248	26.804	26.934	27.987	19.523	231.6	14	2'00.404	33.282	30.840	36.287	19.995	213.7	
15	1'41.984	26.970	26.964	28.323	19.727	233.9	15	1'42.902	27.316	27.102	28.470	20.014	228.4	
16	2'10.195 P	30.064	32.454	32.836	34.841	232.8	16	1'42.155	26.893	27.424	28.146	19.692	227.7	
17	3'52.003	2'34.161	28.239	28.935	20.668		17	1'41.296	27.060	26.731	27.801	19.704	232.1	
7th	17	John MCPHEE SaxoPrint-RTG GBR						10th	98	Karel HANIKA Red Bull KTM Ajo CZE				
		Runs=3	Total laps=18	Full laps=13					Runs=3	Total laps=19	Full laps=14			
1	2'14.741	47.197	27.986	37.531	22.027		1	2'01.568	40.561	28.822	31.842	20.343		
2	1'42.798	27.441	27.137	28.340	19.880	232.0	2	1'42.992	27.335	27.484	28.341	19.832	234.1	
3	1'42.012	27.139	26.941	28.306	19.626	231.1	3	1'42.373	27.332	26.879	28.398	19.764	232.2	
4	1'41.954	27.181	27.005	28.102	19.666	238.6	4	1'53.869 P	30.374	29.316	28.831	25.348	231.9	
5	1'48.226	27.024	27.402	33.916	19.884	231.7	5	4'24.454	3'08.815	27.634	28.219	19.786		
6	1'50.876 P	27.002	28.120	29.537	26.217	232.1	6	1'41.455	27.048	26.792	27.783	19.832	230.3	
7	5'49.992	4'18.923	36.337	32.537	22.195		7	1'41.311	26.932	26.721	27.923	19.735	228.6	
8	1'46.705	26.986	31.917	28.223	19.579	230.4	8	1'47.410	28.705	27.313	28.208	23.184	224.4	
9	1'49.265	31.120	28.742	28.957	20.446	235.9	9	1'42.405	27.460	26.943	28.341	19.661	228.3	
10	1'41.284	26.970	26.829	27.858	19.627	225.5	10	1'53.949 P	30.030	29.416	28.976	25.527	235.7	
11	1'52.337 P	27.952	27.792	29.094	27.499	231.3	11	5'22.833	4'05.944	28.023	28.765	20.101		
12	6'54.013	4'55.697	33.575	1'02.062	22.679		12	1'45.204	28.251	27.590	28.559	20.804	222.5	
13	1'52.435	28.886	29.555	33.914	20.080	223.9	13	1'44.071	27.444	27.046	29.323	20.258	223.1	
14	1'44.098	27.780	28.271	28.554	19.493	223.4	14	1'45.160	29.554	27.467	28.331	19.808	227.5	
15	1'43.594	27.033	28.492	28.446	19.623	237.7	15	1'47.496	29.355	29.195	29.124	19.822	229.7	
16	1'41.363	26.973	26.777	28.168	19.445	233.0	16	1'51.066	27.093	34.589	29.069	20.315	229.9	
17	1'41.554	26.941	26.921	27.906	19.786	231.8	17	1'51.001	31.035	27.499	30.937	21.530	220.7	
18	1'41.765	27.032	27.003	28.076	19.654	226.5	18	1'42.994	27.331	27.200	28.380	20.083	227.1	
							19	1'43.298	27.695	27.007	28.601	19.995	221.6	
8th	21	Francesco BAGNAI SKY Racing Team V ITA						11th	10	Alexis MASBOU Ongetta-Rivacold FRA				
		Runs=3	Total laps=18	Full laps=13					Runs=3	Total laps=14	Full laps=9			
1	2'17.749	1'00.147	28.222	29.549	19.831		1	2'16.698	49.913	29.063	34.817	22.905		
2	1'42.270	27.260	27.130	28.223	19.657	234.0	2	1'43.015	27.688	27.267	28.221	19.839	228.5	
3	1'42.537	27.502	27.049	28.170	19.816	234.5	3	4'20.201 P	27.548	26.999	2'59.992	25.662	229.7	
4	1'43.571	27.342	27.311	28.867	20.051	230.7	4	10'16.972	8'58.878	29.056	29.295	19.743		
5	1'42.615	27.358	27.059	28.454	19.744	231.2	5	1'42.723	27.399	27.360	28.026	19.938	228.5	
6	1'56.367 P	28.302	33.062	29.813	25.190	231.9	6	1'48.811	30.431	29.532	29.041	19.807	222.3	
7	7'23.432	6'05.778	29.159	28.588	19.907		7	1'46.397	30.009	28.094	28.344	19.950	227.5	
8	1'42.218	27.466	26.935	28.038	19.779	227.1	8	1'47.277 P	27.438	27.521	28.523	23.795	222.2	
9	1'41.398	27.019	26.809	27.832	19.738	230.9	9	7'06.466	5'31.718	35.121	39.757	19.870		
10	1'41.293	26.997	26.790	27.881	19.625	230.2	10	1'41.721	27.110	26.916	28.025	19.670	229.4	
11	1'57.419 P	31.969	31.386	29.100	24.964	230.0	11	1'41.556	27.000	27.048	27.965	19.543	236.3	
12	5'36.456	4'14.469	29.475	31.870	20.642		12	1'41.366	26.990	26.759	27.862	19.755	234.8	
13	1'42.305	27.249	27.045	28.245	19.766	221.6	13	1'41.804	27.102	26.961	27.975	19.766	225.8	
14	1'41.521	26.973	26.926	28.047	19.575	232.7	14	1'41.342	27.006	26.813	27.866	19.657	226.8	
15	1'42.705	27.160	27.575	28.295	19.675	233.4								
16	1'41.864	27.122	26.918	28.059	19.765	233.3								

Fastest Lap: Jack MILLER Red Bull KTM Ajo AUS **1'40.727** 26.753 26.617 27.624 19.733

These data/results cannot be reproduced, stored and/or transmitted in whole or in part by any manner of electronic, mechanical, photocopying, recording, broadcasting or otherwise now known or herein after developed without the previous express consent by the copyright owner, except for reproduction in daily press and regular printed publications on sale to the public within 60 days of the event related to those data/results and always provided that copyright symbol appears together as follows below.
© DORNA, 2014



Qualifying

Moto3

Lap	Lap Time	T1	T2	T3	T4	Speed	Lap	Lap Time	T1	T2	T3	T4	Speed	
12th	42	Alex RINS Estrella Galicia 0,0 SPA						1	2'02.125	41.208	28.929	31.612	20.376	
		Runs=4 Total laps=18 Full laps=11						2	1'46.940	29.616	28.347	29.052	19.925	231.1
							3	1'42.442	27.186	27.212	28.100	19.944	230.7	
1	2'14.254	51.994	28.303	33.499	20.458		4	1'42.241	27.139	27.217	27.922	19.963	229.6	
2	1'42.537	27.506	26.986	28.105	19.940	230.9	5	1'57.561	27.297	27.303	42.781	20.180	229.1	
3	1'42.424	27.399	26.883	28.474	19.668	227.9	6	1'50.501 P	27.178	27.471	29.236	26.616	230.0	
4	1'41.748	27.194	26.843	27.967	19.744	233.2	7	6'44.505	4'49.475	44.957	47.337	22.736		
5	1'43.220	27.451	27.345	28.589	19.835	234.6	8	1'51.469	31.295	30.434	29.727	20.013	225.0	
6	1'49.806 P	27.436	27.109	28.038	27.223	230.9	9	1'42.315	27.113	27.264	28.090	19.848	229.8	
7	4'18.292	3'02.153	27.784	28.398	19.957		10	1'45.466	29.683	27.924	28.069	19.790	232.5	
8	1'41.387	27.190	26.774	27.740	19.683	225.7	11	1'41.895	27.282	26.931	27.951	19.731	228.1	
9	1'41.698	27.138	26.876	27.863	19.821	227.5	12	1'41.720	26.933	26.959	27.863	19.965	232.7	
10	1'50.495			28.543	20.282	221.9	13	1'52.351 P	29.241	28.469	28.653	25.988	223.9	
11	1'41.737	27.141	26.887	27.862	19.847	225.8	14	5'19.025	3'46.620	34.048	37.752	20.605		
12	1'52.246 P	28.029	28.081	28.552	27.584	227.1	15	1'41.838	27.180	26.908	27.843	19.907	224.9	
13	6'58.085	4'56.050	32.562	58.283	31.190		16	1'41.468	27.016	26.841	27.806	19.805	226.9	
14	1'41.648	27.446	26.844	27.671	19.687	220.6	unfinished		26.945	26.865			226.4	
15	1'51.340 P	27.022	27.046	28.063	29.209	229.2								
16	2'09.416	48.079	28.264	31.874	21.199		16th	33	Enea BASTIANINI Junior Team GO&FU ITA					
17	1'41.473	27.088	26.785	27.900	19.700	228.1			Runs=3 Total laps=16 Full laps=11					
18	1'41.931	27.051	27.031	27.957	19.892	232.1	1	2'13.875	45.993	28.771	36.954	22.157		
13th	31	Niklas AJO Avant Tecno Husqvar FIN						2	1'42.888	27.581	27.266	28.290	19.751	225.5
		Runs=4 Total laps=14 Full laps=6						3	1'42.466	27.159	27.057	28.443	19.807	228.1
1	1'51.932	34.425	28.172	29.126	20.209		4	1'42.507	27.271	27.218	28.505	19.513	228.7	
2	1'44.121	27.804	27.517	28.502	20.298	221.7	5	1'41.710	26.903	27.092	28.002	19.713	236.8	
3	1'43.468	27.666	27.320	28.353	20.129	221.6	6	1'44.258	29.091	27.202	28.217	19.748	228.1	
4	2'00.877 P	31.871	28.331	33.612	27.063	220.6	7	1'51.009 P	27.145	27.141	28.606	28.117	226.2	
5	4'24.588	3'07.361	27.547	29.399	20.281		8	9'14.481	7'55.946	28.445	30.213	19.877		
6	1'41.470	27.202	26.663	27.707	19.898	220.9	9	1'42.047	26.954	26.767	28.244	20.082	227.7	
7	1'41.632	26.948	26.720	27.965	19.999	225.3	10	1'46.700	27.755	30.685	28.451	19.809	227.8	
8	1'41.906	27.252	26.903	27.853	19.898	221.8	11	1'42.201	27.122	27.163	28.196	19.720	224.4	
9	1'47.130	27.424	31.554	28.270	19.882	223.6	12	1'53.158 P	27.950	27.961	29.160	28.087	223.5	
10	1'54.444 P			28.753	25.877	231.1	13	5'25.823	3'59.047	31.821	34.218	20.737		
11	5'28.268	4'13.413	27.102	27.824	19.929		14	2'08.174	32.184	31.995	37.695	26.300	229.9	
12	1'41.419	27.180	26.634	27.806	19.799	225.3	15	1'51.427	27.215	27.620	36.473	20.119	217.3	
13	11'03.142	9'45.793	28.293	29.251	19.805	228.3	16	1'41.691	26.975	27.000	27.995	19.721	234.1	
14	1'57.939 P	27.084	26.836	30.073	33.946	227.7	17th	52	Danny KENT Red Bull Husqvarna A GBR					
									Runs=4 Total laps=18 Full laps=11					
14th	84	Jakub KORNFEIL Calvo Team CZE						1	2'02.116	43.649	28.506	29.726	20.235	
		Runs=3 Total laps=19 Full laps=13						2	1'47.656	27.540	27.584	31.187	21.345	233.2
1	2'21.468	55.319	29.084	35.428	21.637		3	1'43.037	27.357	27.419	28.288	19.973	228.9	
2	1'44.094	28.011	27.368	28.459	20.256	230.9	4	1'59.156 P	27.794	30.545	34.161	26.656	227.7	
3	1'43.153	27.577	27.306	28.220	20.050	225.1	5	4'13.912	2'58.223	27.440	28.292	19.957		
4	1'42.828	27.402	27.144	28.255	20.027	226.5	6	1'41.710	27.050	26.903	27.943	19.814	229.2	
5	1'42.519	27.387	27.004	28.129	19.999	226.2	7	1'45.184	26.979	27.059	29.817	21.329	227.7	
6	1'50.681 P	27.406	27.577	28.568	27.130	226.3	8	1'44.053	27.174	27.027	29.810	20.042	226.6	
7	5'33.845	4'10.788	29.592	33.025	20.440		9	1'42.447	27.154	27.051	28.354	19.888	227.9	
8	1'42.893	27.691	27.033	28.151	20.018	221.7	10	1'53.006 P	27.151	27.098	29.827	28.930	229.1	
9	1'42.466	27.384	27.077	27.948	20.057	224.0	11	5'25.255	4'07.063	27.291	29.060	21.841		
10	1'42.086	27.173	27.064	27.843	20.006	222.6	12	1'44.174	27.017	27.160	29.690	20.307	231.5	
11	1'49.952	30.706	27.522	28.581	23.143	223.6	13	2'14.472 P	30.692	43.591	32.282	27.907	230.4	
12	1'50.754	27.628	32.577	28.920	21.629	225.4	14	2'31.844	51.780	39.694	39.160	21.210		
13	1'54.775 P	27.325	32.157	29.018	26.275	224.1	15	1'54.522	33.406	31.644	29.172	20.300	220.0	
14	4'35.050	3'15.681	28.295	29.418	21.656		16	2'07.498	32.446	31.710	41.803	21.539	227.9	
15	1'43.095	27.637	27.167	28.177	20.114	221.9	17	1'52.251	30.281	27.130	34.582	20.258	222.1	
16	1'41.673	27.120	26.716	27.898	19.939	224.4	18	1'46.850	27.345	27.023	31.851	20.631	228.9	
17	1'41.493	27.111	26.727	27.743	19.912	223.4	18th	44	Miguel OLIVEIRA Mahindra Racing POR					
18	1'41.443	27.088	26.651	27.667	20.037	222.0			Runs=3 Total laps=20 Full laps=15					
19	2'04.973 P	27.377	26.818	33.859	36.919	221.9	1	2'11.454	52.937	28.655	29.488	20.374		
15th	63	Zulfahmi KHAIRUD Ongetta-AirAsia MAL						2	1'43.357	27.544	27.417	28.231	20.165	227.3
		Runs=3 Total laps=17 Full laps=11						3	1'43.069	27.544	27.212	28.219	20.094	226.3

Fastest Lap: Jack MILLER Red Bull KTM Ajo AUS **1'40.727** 26.753 26.617 27.624 19.733

These data/results cannot be reproduced, stored and/or transmitted in whole or in part by any manner of electronic, mechanical, photocopying, recording, broadcasting or otherwise now known or herein after developed without the previous express consent by the copyright owner, except for reproduction in daily press and regular printed publications on sale to the public within 60 days of the event related to those data/results and always provided that copyright symbol appears together as follows below.
© DORNA, 2014



Qualifying

Moto3

Lap	Lap Time	T1	T2	T3	T4	Speed	Lap	Lap Time	T1	T2	T3	T4	Speed
4	1'42.704	27.287	27.186	28.156	20.075	225.0	7	6'42.132	4'51.098	44.757	40.341	25.936	
5	1'42.198	27.200	27.005	28.146	19.847	226.5	8	1'44.910	28.446	28.198	28.509	19.757	223.0
6	1'55.446 P	28.071	30.456	29.136	27.783	225.2	9	1'47.139	27.617	27.585	31.965	19.972	231.4
7	5'22.930	4'03.719	30.753	28.308	20.150		10	1'44.308	27.607	28.575	28.257	19.869	232.2
8	1'46.257	27.315	29.299	29.641	20.002	223.4	11	1'42.985	27.435	27.354	28.278	19.918	230.7
9	1'42.532	27.210	27.127	28.216	19.979	229.1	12	1'49.944 P	27.716	27.914	28.952	25.362	228.7
10	1'42.706	27.135	27.072	28.120	20.379	225.9	13	6'00.753	4'33.583	37.802	29.461	19.907	
11	1'48.493	28.317	30.523	29.371	20.282	222.6	14	1'44.560	27.408	27.348	28.506	21.298	229.1
12	1'42.660	27.300	27.122	28.216	20.022	228.5	15	1'48.913	27.748	29.037	32.290	19.838	228.3
13	1'49.274 P	27.817	28.125	28.782	24.550	226.9	16	1'41.974	27.197	27.110	28.102	19.565	228.0
14	4'19.453	3'03.793	27.419	28.232	20.009		17	1'42.157	27.238	27.044	28.201	19.674	233.8
15	1'42.030	27.201	27.018	27.913	19.898	229.1	18	1'42.183	27.089	27.179	28.120	19.795	231.4
16	1'41.773	27.033	26.938	27.976	19.826	229.2	22nd 32 Isaac VIÑALES Calvo Team SPA						
17	1'54.565	27.090	29.223	34.752	23.500	228.6	Runs=2 Total laps=12 Full laps=9						
18	1'44.876	28.703	27.358	28.816	19.999	230.6	1	2'01.601	43.999	28.058	29.371	20.173	
19	1'42.568	27.152	27.145	28.109	20.162	227.0	2	1'42.810	27.557	27.255	28.106	19.892	234.6
20	1'42.455	27.122	27.148	28.163	20.022	220.3	3	1'43.575	27.299	27.011	28.413	20.852	227.7
19th 41 Brad BINDER Ambrogio Racing RSA							4	1'42.265	27.283	26.968	28.205	19.809	227.6
Runs=3 Total laps=16 Full laps=11							5	1'43.303	27.105	26.950	28.998	20.250	229.1
1	2'02.413	40.842	29.003	32.316	20.252		6	1'55.486	31.153	30.897	33.413	20.023	221.2
2	1'42.451	27.345	27.260	28.160	19.686	233.2	7	1'53.994 P	27.320	27.087	29.204	30.383	226.8
3	1'42.185	27.228	26.983	28.223	19.751	227.4	8	5'11.642	3'15.572	46.528	43.058	26.484	
4	1'41.803	27.052	26.928	28.163	19.660	232.8	9	1'42.646	27.325	27.104	28.156	20.061	223.3
5	1'46.016	27.386	27.399	31.337	19.894	233.7	10	1'42.509	26.986	27.122	28.295	20.106	223.4
6	1'43.067	27.179	27.456	28.250	20.182	227.3	11	1'45.825	30.258	27.445	28.045	20.077	221.5
7	1'56.648 P	28.788	28.586	31.347	27.927	222.7	12	1'42.047	26.957	26.876	28.028	20.186	228.3
8	7'03.538	5'37.387	34.160	31.981	20.010		23rd 61 Arthur SISSIS Mahindra Racing AUS						
9	1'42.576	27.178	27.179	28.232	19.987	228.4	Runs=3 Total laps=17 Full laps=12						
10	1'51.858 P	27.444	30.468	29.560	24.386	231.2	1	2'12.594	52.656	28.982	30.626	20.330	
11	7'41.852	5'49.769	28.368	58.160	25.555		2	1'43.189	27.499	27.379	28.287	20.024	232.1
12	1'42.682	27.252	27.324	28.053	20.053	226.7	3	1'42.614	27.441	27.074	28.127	19.972	230.1
13	1'53.476	27.799	37.030	29.005	19.642	218.3	4	1'42.301	27.328	26.992	28.082	19.899	231.5
14	2'02.197	27.357	30.919	40.335	23.586	230.5	5	1'49.823	30.067	31.583	28.330	19.843	232.1
15	1'42.107	27.016	26.975	28.009	20.107	225.1	6	1'52.276 P	27.192	27.594	29.428	28.062	232.8
16	1'50.493	27.783	29.215	33.219	20.276	218.0	7	5'52.658	4'21.128	33.065	37.538	20.927	
20th 23 Niccolò ANTONELL Junior Team GO&FU ITA							8	1'42.208	27.284	27.039	28.144	19.741	232.6
Runs=3 Total laps=15 Full laps=10							9	1'49.170	29.990	28.437	30.558	20.185	234.7
1	2'00.993	42.585	28.454	29.904	20.050		10	1'42.538	27.184	27.314	28.123	19.917	233.6
2	1'43.132	27.392	27.159	28.447	20.134	230.9	11	1'53.609 P	28.353	28.396	29.704	27.156	231.9
3	1'42.482	27.220	27.055	28.253	19.954	227.9	12	7'06.628	5'36.589	37.975	32.248	19.816	
4	1'42.070	27.186	26.997	28.210	19.677	227.7	13	1'42.484	27.251	26.873	28.427	19.933	231.3
5	1'57.574 P	31.606	28.901	28.389	28.678	231.1	14	1'42.119	27.215	26.970	28.011	19.923	231.1
6	9'16.766	7'53.293	31.819	31.757	19.897		15	2'03.873	31.147	31.481	40.060	21.185	228.1
7	1'42.098	27.244	26.965	28.050	19.839	226.4	16	1'49.637	27.974	29.598	30.111	21.954	225.6
8	1'41.814	27.012	26.940	28.023	19.839	226.8	17	1'42.117	27.254	27.000	28.076	19.787	228.8
9	1'47.239	28.479	31.011	27.963	19.786	227.1	24th 51 Bryan SCHOUTEN CIP NED						
10	1'52.135 P	29.068	28.614	28.233	26.220	228.5	Runs=3 Total laps=20 Full laps=15						
11	7'29.009	6'12.750	27.760	28.638	19.861		1	2'03.001	36.735	28.294	37.612	20.360	
12	1'41.917	27.085	27.027	27.981	19.824	228.1	2	1'43.065	27.698	27.283	28.200	19.884	233.6
13	1'54.238	27.113	28.885	34.757	23.483	229.0	3	1'42.687	27.260	27.111	28.475	19.841	231.9
14	1'51.892	27.302	27.489	36.353	20.748	230.0	4	1'43.052	27.343	27.167	28.578	19.964	234.8
15	1'48.524	27.192	27.224	31.447	22.661	229.4	5	1'42.120	27.212	27.036	28.154	19.718	228.2
21st 43 Luca GRÜNWARD Kiefer Racing GER							6	1'52.039 P	29.724	27.390	29.357	25.568	236.0
Runs=3 Total laps=18 Full laps=13							7	5'16.348	3'50.544	30.106	33.724	21.974	
1	2'13.848	46.398	28.687	35.703	23.060		8	1'44.441	27.400	27.142	28.242	21.657	230.5
2	1'43.732	28.127	27.257	28.747	19.601	229.2	9	1'51.529	27.588	27.152	36.854	19.935	230.6
3	1'42.227	27.372	27.016	28.062	19.777	234.3	10	1'42.395	27.269	27.165	28.155	19.806	232.6
4	1'42.690	27.352	27.204	28.334	19.800	233.2	11	1'42.841	27.509	27.286	28.089	19.957	231.2
5	1'42.623	27.375	27.241	28.225	19.782	231.3	12	1'45.397	29.971	27.279	28.218	19.929	226.1
6	2'00.767 P	29.858	32.319	29.079	29.511	231.1	13	1'49.044 P	27.374	27.282	28.211	26.177	229.4

Fastest Lap: Jack MILLER Red Bull KTM Ajo AUS **1'40.727** 26.753 26.617 27.624 19.733

These data/results cannot be reproduced, stored and/or transmitted in whole or in part by any manner of electronic, mechanical, photocopying, recording, broadcasting or otherwise now known or herein after developed without the previous express consent by the copyright owner, except for reproduction in daily press and regular printed publications on sale to the public within 60 days of the event related to those data/results and always provided that copyright symbol appears together as follows below.
© DORNA, 2014



Qualifying

Moto3

Lap	Lap Time	T1	T2	T3	T4	Speed	Lap	Lap Time	T1	T2	T3	T4	Speed
14	4'28.203	3'00.538	38.294	29.358	20.013		11	1'43.279	27.483	27.294	28.358	20.144	221.3
15	1'42.698	27.407	27.268	28.251	19.772	225.0	12	1'54.176 P	29.765	28.119	28.845	27.447	221.5
16	1'42.709	27.470	27.169	28.278	19.792	230.1	13	5'26.718	4'10.853	27.638	28.372		19.855
17	1'42.837	27.263	27.382	28.287	19.905	230.5	14	1'42.483	27.462	26.973	28.263		19.785 229.6
18	1'43.069	27.518	27.096	28.567	19.888	228.8	15	1'48.300	29.183	27.619	31.410	20.088	226.8
19	1'48.782	27.258	27.677	33.634	20.213	228.1	16	1'52.277	27.164	27.296	32.214	25.603	228.4
20	1'43.128	27.460	27.322	28.279	20.067	225.8	17	1'50.243	27.774	27.040	32.994	22.435	217.7
							18	1'46.917	28.410	27.366	30.389	20.752	217.0

25th		57	Eric GRANADO	Calvo Team	BRA
Runs=3	Total laps=19	Full laps=14			
1	1'52.577	35.100	28.127	28.837	20.513
2	1'43.554	27.666	27.411	28.398	20.079 233.9
3	1'43.535	27.811	27.405	28.198	20.121 226.4
4	1'50.637	32.040	28.679	29.482	20.436 226.2
5	1'43.250	27.312	26.903	28.904	20.131 226.4
6	1'55.561	27.717	34.653	32.815	20.376 224.3
7	1'43.238	27.459	26.944	28.318	20.517 229.9
8	1'49.681 P	27.672	27.419	28.556	26.034 220.3
9	5'10.953	3'27.476	44.916	38.282	20.279
10	1'47.362	31.418	27.733	28.202	20.009 226.0
11	1'43.233	27.575	27.345	28.088	20.225 230.1
12	1'42.936	27.414	27.155	28.125	20.242 228.6
13	1'49.926 P	27.428	27.483	28.475	26.540 220.2
14	5'19.352	4'02.099	27.975	28.524	20.754
15	1'43.207	27.575	27.187	28.254	20.191 218.4
16	1'42.608	27.412	27.083	28.116	19.997 218.4
17	1'42.335	27.280	26.958	27.929	20.168 223.9
18	2'06.565	27.181	26.974	28.854	43.556 226.8
19	1'42.789	27.465	27.060	28.083	20.181 214.4

28th		3	Matteo FERRARI	San Carlo Team Italia	ITA
Runs=3	Total laps=17	Full laps=12			
1	2'01.436	35.438	28.725	36.859	20.414
2	1'43.423	27.622	27.550	28.347	19.904 229.8
3	1'42.574	27.475	27.146	28.098	19.855 226.8
4	1'42.975	27.360	27.295	28.464	19.856 231.3
5	1'43.251	27.370	27.185	28.658	20.038 232.5
6	1'58.533 P	27.705	31.453	32.844	26.531 230.2
7	6'54.157	5'31.034	29.953	31.329	21.841
8	1'43.438	27.463	27.447	28.441	20.087 228.9
9	2'03.022	30.219	36.878	35.706	20.219 224.7
10	1'43.088	27.496	27.315	28.229	20.048 231.7
11	1'51.792 P	28.613	28.556	29.380	25.243 224.6
12	7'32.514	5'46.955	33.242	52.269	20.048
13	1'49.993	27.453	30.194	32.438	19.908 224.3
14	1'43.184	27.380	27.225	28.567	20.012 231.4
15	1'42.757	27.331	27.193	28.477	19.756 233.4
16	1'43.266	27.506	27.235	28.385	20.140 230.1
17	1'43.688	27.415	27.460	28.606	20.207 222.6

26th		95	Jules DANILO	Ambrogio Racing	FRA
Runs=3	Total laps=18	Full laps=13			
1	1'55.604	36.970	28.326	29.977	20.331
2	1'43.089	27.622	27.341	28.282	19.844 224.5
3	1'43.099	27.498	27.492	28.124	19.985 229.9
4	1'44.883	27.694	27.436	29.384	20.369 227.7
5	1'49.106	27.588	29.525	31.878	20.115 222.5
6	1'43.066	27.317	27.559	28.199	19.991 229.2
7	1'52.504 P	28.115	28.203	29.051	27.135 225.8
8	7'02.330	5'37.591	32.722	32.100	19.917
9	1'43.176	27.317	27.277	28.403	20.179 230.7
10	1'42.800	27.509	27.228	28.083	19.980 225.3
11	1'52.283 P	27.901	27.507	28.421	28.454 224.8
12	5'57.045	4'11.726	27.820	52.791	24.708
13	1'49.384	28.695	31.779	28.928	19.982 224.1
14	1'43.834	27.348	27.394	28.461	20.631 227.7
15	1'53.057	32.748	31.773	28.513	20.023 222.1
16	1'42.899	27.258	27.131	28.298	20.212 230.6
17	1'43.809	27.520	27.213	28.991	20.085 229.5
18	1'42.410	27.302	27.041	28.057	20.010 225.0

29th		55	Andrea LOCATELLI	San Carlo Team Italia	ITA
Runs=3	Total laps=17	Full laps=12			
1	2'02.667	35.811	28.258	38.111	20.487
2	1'42.927	27.402	27.266	28.419	19.840 234.8
3	1'43.007	27.440	27.315	28.438	19.814 232.8
4	1'43.497	27.351	27.191	28.533	20.422 232.7
5	1'56.777 P	28.496	28.755	28.505	31.021 229.9
6	8'37.981	7'12.120	30.219	33.808	21.834
7	1'42.951	27.313	27.172	28.451	20.015 238.1
8	1'51.398	29.862	30.697	30.997	19.842 217.2
9	1'49.558	27.698	29.408	30.184	22.268 232.6
10	1'53.179	34.570	29.958	28.705	19.946 214.1
11	1'49.559 P	27.874	28.167	28.852	24.666 231.7
12	5'44.215	4'25.019	29.306	29.758	20.132
13	1'52.639	27.574	34.216	30.951	19.898 226.8
14	1'44.076	27.276	27.760	28.882	20.158 235.4
15	1'43.215	27.375	27.090	28.952	19.798 229.2
16	1'43.391	27.344	27.462	28.506	20.079 234.9
17	1'43.159	27.459	27.235	28.398	20.067 226.2

27th		65	Philipp OETTL	Interwetten Paddock	GER
Runs=3	Total laps=18	Full laps=13			
1	1'44.405	26.690	28.314	29.215	20.186
2	1'44.811	28.004	27.900	28.926	19.981 220.1
3	1'44.562	27.667	27.928	28.808	20.159 222.5
4	1'43.807	27.701	27.440	28.631	20.035 221.1
5	1'43.863	27.722	27.456	28.682	20.003 220.9
6	1'54.586 P	29.907	28.472	29.546	26.661 221.0
7	6'14.595	4'42.259	37.798	32.950	21.588
8	1'46.722	27.588	30.711	28.640	19.783 221.0
9	1'43.789	28.128	27.295	28.458	19.908 233.0
10	1'43.004	27.492	27.315	28.314	19.883 226.9

30th		9	Scott DEROUE	RW Racing GP	NED
Runs=3	Total laps=18	Full laps=13			
1	1'52.353	28.549	29.371	33.611	20.822
2	1'44.723	28.076	27.635	28.875	20.137 223.9
3	1'44.096	27.696	27.422	28.782	20.196 225.9
4	1'47.580	27.646	27.790	31.815	20.329 224.3
5	1'45.086	27.704	27.390	29.876	20.116 230.2
6	1'54.416 P	27.937	27.739	30.793	27.947 234.3
7	6'01.089	4'11.332	38.100	50.074	21.583
8	1'47.553	28.129	30.197	29.067	20.160 218.7
9	1'43.933	27.825	27.420	28.629	20.059 226.0
10	1'44.048	27.614	27.661	28.725	20.048 224.3
11	1'43.149	27.297	27.189	28.596	20.067 224.8
12	1'55.388 P	29.204	28.631	29.310	28.243 225.5

Fastest Lap: Jack MILLER Red Bull KTM Ajo AUS **1'40.727** 26.753 26.617 27.624 19.733

These data/results cannot be reproduced, stored and/or transmitted in whole or in part by any manner of electronic, mechanical, photocopying, recording, broadcasting or otherwise now known or herein after developed without the previous express consent by the copyright owner, except for reproduction in daily press and regular printed publications on sale to the public within 60 days of the event related to those data/results and always provided that copyright symbol appears together as follows below.
© DORNA, 2014



Qualifying

Moto3

Lap	Lap Time	T1	T2	T3	T4	Speed	Lap	Lap Time	T1	T2	T3	T4	Speed
13	5'21.821	3'36.253	53.976	31.174	20.418		13	1'51.134 P	27.902	28.252	30.076	24.904	220.6
14	1'44.448	27.554	27.943	29.252	19.699	221.2	14	4'13.879	2'28.660	29.560	50.921	24.738	
15	1'42.989	27.417	27.032	28.662	19.878	235.5	15	1'51.976	30.630	31.458	29.983	19.905	213.7
16	2'02.377	41.976	31.280	28.860	20.261	229.7	16	1'44.514	27.650	27.701	28.750	20.413	227.7
17	1'47.639	27.635	27.470	30.990	21.544	225.4	17	1'50.078	30.942	30.024	29.067	20.045	232.3
18	1'46.505	27.612	27.312	30.356	21.225	229.8	18	1'44.281	27.956	27.530	28.953	19.842	227.3
31st 38 Hafiq AZMI SIC-AJO MAL							19	1'45.189	27.748	27.443	29.947	20.051	230.2
Runs=5 Total laps=18 Full laps=10							20	1'44.076	27.482	27.812	28.816	19.966	225.8

1	1'52.324	34.999	27.798	29.128	20.399	
2	1'43.814	27.586	27.590	28.762	19.876	226.0
3	1'43.729	27.857	27.472	28.541	19.859	224.8
4	1'51.835 P	28.038	28.396	29.419	25.982	230.8
5	5'20.101	4'00.544	30.618	28.553	20.386	
6	1'44.526	27.646	27.873	28.892	20.115	222.9
7	1'43.441	27.663	27.307	28.289	20.182	222.5
8	1'43.292	27.473	27.300	28.485	20.034	222.0
9	1'43.774	27.533	27.593	28.711	19.937	223.0
10	1'52.064 P	29.247	27.643	28.819	26.355	227.6
11	4'38.193	3'19.193	28.296	29.440	21.264	
12	1'43.936	27.353	27.175	28.925	20.483	225.2
13	2'15.682 P	31.341	39.921	36.472	27.948	225.7
14	2'13.995 P	49.217	30.335	29.380	25.063	
15	4'07.799	2'50.623	28.336	28.714	20.126	
16	1'43.462	27.447	27.263	28.721	20.031	226.2
17	1'43.201	27.443	27.294	28.428	20.036	225.3
18	1'43.026	27.255	27.425	28.317	20.029	226.2

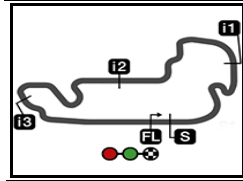
32nd 4 Gabriel RAMOS		Kiefer Racing		VEN		
Runs=3		Total laps=18		Full laps=13		
1	1'53.110	32.558	28.975	30.339	21.238	
2	1'45.615	28.204	28.007	28.982	20.422	225.5
3	1'44.843	27.825	27.953	28.784	20.281	222.2
4	1'44.284	27.630	27.742	28.545	20.367	221.6
5	1'49.086	28.102	27.815	30.562	22.607	222.4
6	1'45.785	27.665	28.134	29.181	20.805	223.8
7	2'00.947 P	28.567	29.362	29.939	33.079	218.9
8	7'29.830	6'06.792	28.554	32.959	21.525	
9	1'51.829	30.046	31.459	30.017	20.307	214.5
10	1'43.589	27.375	27.494	28.395	20.325	222.4
11	1'47.078	28.506	28.928	28.945	20.699	222.2
12	2'01.785	30.578	34.159	35.657	21.391	216.8
13	1'53.171 P	27.907	28.314	29.195	27.755	211.8
14	4'51.072	3'24.957	32.799	31.044	22.272	
15	1'49.591	28.184	29.190	31.715	20.502	209.7
16	1'43.786	27.939	27.350	28.345	20.152	221.2
17	1'44.261	28.150	27.634	28.200	20.277	220.2
18	1'43.536	27.451	27.622	28.325	20.138	224.8

33rd 22 Ana CARRASCO		RW Racing GP		SPA		
Runs=3		Total laps=20		Full laps=15		
1	1'52.545	31.134	28.867	31.751	20.793	
2	1'45.616	28.297	27.940	29.301	20.078	231.9
3	1'44.542	27.853	27.858	28.871	19.960	225.6
4	1'44.562	27.760	27.663	28.889	20.250	226.7
5	1'46.390	27.701	28.170	30.077	20.442	225.5
6	1'46.225	28.076	29.179	28.947	20.023	222.5
7	1'51.026 P	27.926	28.223	30.192	24.685	225.9
8	5'12.987	3'52.656	29.807	30.139	20.385	
9	1'43.926	27.642	27.462	28.788	20.034	222.8
10	1'43.936	27.335	27.630	28.775	20.196	225.5
11	1'44.838	28.570	27.637	28.627	20.004	221.8
12	1'45.144	27.557	28.049	29.174	20.364	224.2

Fastest Lap:	Jack MILLER	Red Bull KTM Ajo	AUS	1'40.727	26.753	26.617	27.624	19.733
---------------------	-------------	------------------	-----	-----------------	--------	--------	--------	--------

These data/results cannot be reproduced, stored and/or transmitted in whole or in part by any manner of electronic, mechanical, photocopying, recording, broadcasting or otherwise now known or herein after developed without the previous express consent by the copyright owner, except for reproduction in daily press and regular printed publications on sale to the public within 60 days of the event related to those data/results and always provided that copyright symbol appears together as follows below.
© DORNA, 2014






RED BULL INDIANAPOLIS GRAND PRIX
Provisional Starting Grid

23

4170 m.

Race : 23 laps = 95.91 km



1	3 1'40.808 12 Alex MARQUEZ Honda	2 1'40.807 7 Efen VAZQUEZ Honda	1 1'40.727 8 Jack MILLER KTM
2	6 1'41.248 99 Jorge NAVARRO Kalex KTM	5 1'41.007 58 Juanfran GUEVARA Kalex KTM	4 1'40.829 5 Romano FENATI KTM
3	9 1'41.296 19 Alessandro TONUCCI Mahindra	8 1'41.293 21 Francesco BAGNAIA KTM	7 1'41.284 17 John MCPHEE Honda
4	12 1'41.387 42 Alex RINS Honda	11 1'41.342 10 Alexis MASBOU Honda	10 1'41.311 98 Karel HANIKA KTM
5	15 1'41.468 63 Zulfahmi KHAIRUDDIN Honda	14 1'41.443 84 Jakub KORNFEL KTM	13 1'41.419 31 Niklas AJO Husqvarna
6	18 1'41.773 44 Miguel OLIVEIRA Mahindra	17 1'41.710 52 Danny KENT Husqvarna	16 1'41.691 33 Enea BASTIANINI KTM
7	21 1'41.974 43 Luca GRÜNWARD Kalex KTM	20 1'41.814 23 Niccolò ANTONELLI KTM	19 1'41.803 41 Brad BINDER Mahindra
8	24 1'42.120 51 Bryan SCHOUTEN Mahindra	23 1'42.117 61 Arthur SISSIS Mahindra	22 1'42.047 32 Isaac VIÑALES KTM

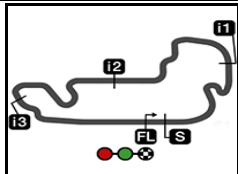
The results are provisional until the end of the limit for protest and appeals and until the ratification of the Event Management Committee.

Time limit for protest expires 60' at the latest after publication of the results - Mr. Time:

These data/results cannot be reproduced, stored and/or transmitted in whole or in part by any manner of electronic, mechanical, photocopying, recording, broadcasting or otherwise now known or herein after developed without the previous express consent by the copyright owner, except for reproduction in daily press and regular printed publications on sale to the public within 60 days of the event related to those data/results and always provided that copyright symbol appears together as follows below.

© DORNA, 2014





RED BULL INDIANAPOLIS GRAND PRIX
Provisional Starting Grid

4170 m.

Race : 23 laps = 95.91 km

9
10
11

	27 1'42.483 65 Philipp OETTL Kalex KTM	26 1'42.410 95 Jules DANILO Mahindra	25 1'42.335 57 Eric GRANADO KTM
	30 1'42.989 9 Scott DEROUE Kalex KTM	29 1'42.927 55 Andrea LOCATELLI Mahindra	28 1'42.574 3 Matteo FERRARI Mahindra
	33 1'43.926 22 Ana CARRASCO Kalex KTM	32 1'43.536 4 Gabriel RAMOS Kalex KTM	31 1'43.026 38 Hafiq AZMI KTM

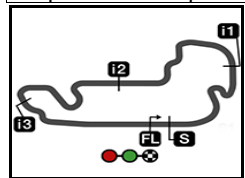
The results are provisional until the end of the limit for protest and appeals and until the ratification of the Event Management Committee.

Time limit for protest expires 60' at the latest after publication of the results - Mr. Time:

These data/results cannot be reproduced, stored and/or transmitted in whole or in part by any manner of electronic, mechanical, photocopying, recording, broadcasting or otherwise now known or herein after developed without the previous express consent by the copyright owner, except for reproduction in daily press and regular printed publications on sale to the public within 60 days of the event related to those data/results and always provided that copyright symbol appears together as follows below.

© DORNA, 2014





4170 m.

RED BULL INDIANAPOLIS GRAND PRIX

After the Qualifying

Event Best Maximum Speed



Rider	Nation Team	Motorcycle	Km/h	
7 Efren VAZQUEZ	SPA SaxoPrint-RTG	HONDA	245.4	Free Practice Nr. 3
61 Arthur SISSIS	AUS Mahindra Racing	MAHINDRA	242.4	Free Practice Nr. 3
17 John MCPHEE	GBR SaxoPrint-RTG	HONDA	241.9	Free Practice Nr. 3
42 Alex RINS	SPA Estrella Galicia 0,0	HONDA	240.5	Free Practice Nr. 3
33 Enea BASTIANINI	ITA Junior Team GO&FUN Moto3	KTM	240.0	Free Practice Nr. 3
98 Karel HANIKA	CZE Red Bull KTM Ajo	KTM	239.9	Free Practice Nr. 3
44 Miguel OLIVEIRA	POR Mahindra Racing	MAHINDRA	239.8	Free Practice Nr. 3
58 Juanfran GUEVARA	SPA Mapfre Aspar Team Moto3	KALEX KTM	239.2	Qualifying
10 Alexis MASBOU	FRA Ongetta-Rivacold	HONDA	239.2	Free Practice Nr. 3
55 Andrea LOCATELLI	ITA San Carlo Team Italia	MAHINDRA	238.1	Qualifying
12 Alex MARQUEZ	SPA Estrella Galicia 0,0	HONDA	237.7	Free Practice Nr. 3
19 Alessandro TONUCCI	ITA CIP	MAHINDRA	237.4	Free Practice Nr. 3
21 Francesco BAGNAIA	ITA SKY Racing Team VR46	KTM	237.1	Free Practice Nr. 3
23 Niccolò ANTONELLI	ITA Junior Team GO&FUN Moto3	KTM	236.8	Free Practice Nr. 3
5 Romano FENATI	ITA SKY Racing Team VR46	KTM	236.8	Free Practice Nr. 3
84 Jakub KORNFEIL	CZE Calvo Team	KTM	236.7	Free Practice Nr. 3
63 Zufahmi KHAIRUDDIN	MAL Ongetta-AirAsia	HONDA	236.5	Free Practice Nr. 3
3 Matteo FERRARI	ITA San Carlo Team Italia	MAHINDRA	236.1	Free Practice Nr. 3
51 Bryan SCHOUTEN	NED CIP	MAHINDRA	236.0	Qualifying
52 Danny KENT	GBR Red Bull Husqvarna Ajo	HUSQVARNA	235.9	Free Practice Nr. 2
38 Hafiq AZMI	MAL SIC-AJO	KTM	235.8	Free Practice Nr. 2
9 Scott DEROUE	NED RW Racing GP	KALEX KTM	235.5	Qualifying
8 Jack MILLER	AUS Red Bull KTM Ajo	KTM	235.5	Free Practice Nr. 2
99 Jorge NAVARRO	SPA Marc VDS Racing Team	KALEX KTM	234.8	Qualifying
43 Luca GRÜNWARD	GER Kiefer Racing	KALEX KTM	234.7	Free Practice Nr. 3
32 Isaac VIÑALES	SPA Calvo Team	KTM	234.6	Qualifying
31 Niklas AJO	FIN Avant Tecno Husqvarna Ajo	HUSQVARNA	234.3	Free Practice Nr. 3
57 Eric GRANADO	BRA Calvo Team	KTM	234.2	Free Practice Nr. 3
41 Brad BINDER	RSA Ambrogio Racing	MAHINDRA	233.7	Qualifying
65 Philipp OETTL	GER Interwetten Paddock Moto3	KALEX KTM	233.0	Qualifying
95 Jules DANILO	FRA Ambrogio Racing	MAHINDRA	233.0	Free Practice Nr. 3
22 Ana CARRASCO	SPA RW Racing GP	KALEX KTM	232.3	Qualifying
4 Gabriel RAMOS	VEN Kiefer Racing	KALEX KTM	228.4	Free Practice Nr. 2

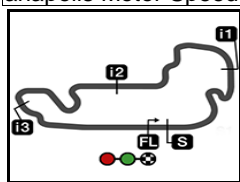
These data/results cannot be reproduced, stored and/or transmitted in whole or in part by any manner of electronic, mechanical, photocopying, recording, broadcasting or otherwise now known or herein after developed without the previous express consent by the copyright owner, except for reproduction in daily press and regular printed publications on sale to the public within 60 days of the event related to those data/results and always provided that copyright symbol appears together as follows below.

© DORNA, 2014

Official MotoGP Timing by TISSOT
www.motogp.com



Indianapolis, Saturday, August 09, 2014



RED BULL INDIANAPOLIS GRAND PRIX

Qualifying

Best Partial Times

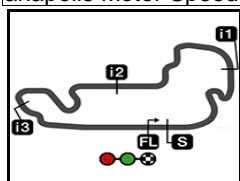
IT Ideal Lap Time, sum of the best partial times

BT Best Lap Time

T1		T2		T3		T4				IT		BT	
Pos	Rider	Time	Rider	Time	Rider	Time	Rider	Time	Pos	Rider	IT	BT	
1	R.FENATI	26.656	A.MARQUEZ	26.562	J.MILLER	27.624	E.VAZQUEZ	19.399	1	E.VAZQUEZ	1'40.571	1'40.807	(2)
2	P.OETTL	26.690	J.MILLER	26.612	J.KORNFEIL	27.667	J.MCPHEE	19.445	2	J.MILLER	1'40.586	1'40.727	(1)
3	J.MILLER	26.753	E.VAZQUEZ	26.615	A.RINS	27.671	J.GUEVARA	19.454	3	A.MARQUEZ	1'40.703	1'40.808	(3)
4	J.NAVARRO	26.804	N.AJO	26.634	R.FENATI	27.696	E.BASTIANINI	19.513	4	R.FENATI	1'40.805	1'40.829	(4)
5	J.GUEVARA	26.837	J.KORNFEIL	26.651	E.VAZQUEZ	27.706	J.NAVARRO	19.523	5	J.GUEVARA	1'40.978	1'41.007	(5)
6	E.VAZQUEZ	26.851	J.GUEVARA	26.693	N.AJO	27.707	A.MASBOU	19.543	6	J.MCPHEE	1'41.021	1'41.284	(7)
7	A.MARQUEZ	26.861	K.HANIKA	26.721	A.MARQUEZ	27.732	A.MARQUEZ	19.548	7	A.TONUCCI	1'41.064	1'41.296	(9)
8	A.TONUCCI	26.883	A.TONUCCI	26.731	K.HANIKA	27.783	L.GRÜNWALD	19.565	8	N.AJO	1'41.088	1'41.419	(13)
9	E.BASTIANINI	26.903	A.MASBOU	26.759	A.TONUCCI	27.801	F.BAGNAIA	19.575	9	K.HANIKA	1'41.097	1'41.311	(10)
10	K.HANIKA	26.932	R.FENATI	26.766	Z.KHAIRUDDIN	27.806	J.MILLER	19.597	10	A.RINS	1'41.135	1'41.387	(12)
11	Z.KHAIRUDDIN	26.933	E.BASTIANINI	26.767	F.BAGNAIA	27.832	B.BINDER	19.642	11	A.MASBOU	1'41.154	1'41.342	(11)
12	J.MCPHEE	26.941	A.RINS	26.774	J.MCPHEE	27.858	A.TONUCCI	19.649	12	F.BAGNAIA	1'41.170	1'41.293	(8)
13	N.AJO	26.948	J.MCPHEE	26.777	A.MASBOU	27.862	K.HANIKA	19.661	13	E.BASTIANINI	1'41.178	1'41.691	(16)
14	I.VIÑALES	26.957	F.BAGNAIA	26.790	M.OLIVEIRA	27.913	A.RINS	19.668	14	J.NAVARRO	1'41.205	1'41.248	(6)
15	F.BAGNAIA	26.973	Z.KHAIRUDDIN	26.841	E.GRANADO	27.929	N.ANTONELLI	19.677	15	Z.KHAIRUDDIN	1'41.311	1'41.468	(15)
16	D.KENT	26.979	A.SISSIS	26.873	D.KENT	27.943	R.FENATI	19.687	16	J.KORNFEIL	1'41.318	1'41.443	(14)
17	A.MASBOU	26.990	I.VIÑALES	26.876	N.ANTONELLI	27.963	S.DEROUE	19.699	17	N.ANTONELLI	1'41.592	1'41.814	(20)
18	N.ANTONELLI	27.012	J.NAVARRO	26.891	J.NAVARRO	27.987	B.SCHOUTEN	19.718	18	B.BINDER	1'41.595	1'41.803	(19)
19	B.BINDER	27.016	D.KENT	26.903	J.GUEVARA	27.994	Z.KHAIRUDDIN	19.731	19	D.KENT	1'41.639	1'41.710	(17)
20	A.RINS	27.022	E.GRANADO	26.903	E.BASTIANINI	27.995	A.SISSIS	19.741	20	I.VIÑALES	1'41.670	1'42.047	(22)
21	M.OLIVEIRA	27.033	B.BINDER	26.928	B.BINDER	28.009	M.FERRARI	19.756	21	P.OETTL	1'41.709	1'42.483	(27)
22	J.KORNFEIL	27.088	M.OLIVEIRA	26.938	A.SISSIS	28.011	P.OETTL	19.783	22	M.OLIVEIRA	1'41.710	1'41.773	(18)
23	L.GRÜNWALD	27.089	N.ANTONELLI	26.940	I.VIÑALES	28.028	A.LOCATELLI	19.798	23	L.GRÜNWALD	1'41.732	1'41.974	(21)
24	E.GRANADO	27.181	P.OETTL	26.973	J.DANILO	28.057	N.AJO	19.799	24	A.SISSIS	1'41.809	1'42.117	(23)

These data/results cannot be reproduced, stored and/or transmitted in whole or in part by any manner of electronic, mechanical, photocopying, recording, broadcasting or otherwise now known or herein after developed without the previous express consent by the copyright owner, except for reproduction in daily press and regular printed publications on sale to the public within 60 days of the event related to those data/results and always provided that copyright symbol appears together as follows below.
© DORNA, 2014





4170 m.

RED BULL INDIANAPOLIS GRAND PRIX

Qualifying

Best Partial Times

IT Ideal Lap Time, sum of the best partial times

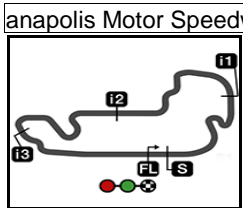
BT Best Lap Time

<i>T1</i>			<i>T2</i>			<i>T3</i>			<i>T4</i>				
<i>Pos</i>	<i>Rider</i>	<i>Time</i>	<i>Rider</i>	<i>Time</i>	<i>Rider</i>	<i>Time</i>	<i>Rider</i>	<i>Time</i>	<i>Pos</i>	<i>Rider</i>	<i>IT</i>	<i>BT</i>	
25	A.SISSIS	27.184	L.GRÜNWALD	27.016	L.GRÜNWALD	28.062	I.VIÑALES	19.809	25	E.GRANADO	1'42.010	1'42.335	(25)
26	B.SCHOUTEN	27.212	S.DEROUE	27.032	B.SCHOUTEN	28.089	D.KENT	19.814	26	B.SCHOUTEN	1'42.055	1'42.120	(24)
27	H.AZMI	27.255	B.SCHOUTEN	27.036	M.FERRARI	28.098	M.OLIVEIRA	19.826	27	J.DANILO	1'42.200	1'42.410	(26)
28	J.DANILO	27.258	J.DANILO	27.041	G.RAMOS	28.200	A.CARRASCO	19.842	28	M.FERRARI	1'42.331	1'42.574	(28)
29	A.LOCATELLI	27.276	A.LOCATELLI	27.090	P.OETTL	28.263	J.DANILO	19.844	29	A.LOCATELLI	1'42.562	1'42.927	(29)
30	S.DEROUE	27.297	M.FERRARI	27.146	H.AZMI	28.289	H.AZMI	19.859	30	H.AZMI	1'42.578	1'43.026	(31)
31	M.FERRARI	27.331	H.AZMI	27.175	A.LOCATELLI	28.398	J.KORNFEIL	19.912	31	S.DEROUE	1'42.624	1'42.989	(30)
32	A.CARRASCO	27.335	G.RAMOS	27.350	S.DEROUE	28.596	E.GRANADO	19.997	32	G.RAMOS	1'43.063	1'43.536	(32)
33	G.RAMOS	27.375	A.CARRASCO	27.443	A.CARRASCO	28.627	G.RAMOS	20.138	33	A.CARRASCO	1'43.247	1'43.926	(33)

These data/results cannot be reproduced, stored and/or transmitted in whole or in part by any manner of electronic, mechanical, photocopying, recording, broadcasting or otherwise now known or herein after developed without the previous express consent by the copyright owner, except for reproduction in daily press and regular printed publications on sale to the public within 60 days of the event related to those data/results and always provided that copyright symbol appears together as follows below.
© DORNA, 2014

Official MotoGP Timing by **TISSOT**
www.motogp.com





4170 m.

RED BULL INDIANAPOLIS GRAND PRIX

Qualifying

Fastest Laps Sequence

<i>Practice Time</i>	 <i>Rider</i>	<i>Nation</i>	<i>Motorcycle</i>	<i>Time</i>	<i>Km/h</i>	<i>Rider's Lap</i>
3'28.741	8 Jack MILLER	AUS	KTM	1'43.332	145.2	2
3'38.693	95 Jules DANILO	FRA	MAHINDRA	1'43.089	145.6	2
3'43.786	99 Jorge NAVARRO	SPA	KALEX KTM	1'42.819	146.0	2
3'44.411	32 Isaac VIÑALES	SPA	KTM	1'42.810	146.0	2
3'44.864	41 Brad BINDER	RSA	MAHINDRA	1'42.451	146.5	2
3'59.466	12 Alex MARQUEZ	SPA	HONDA	1'42.058	147.0	2
5'39.551	17 John MCPHEE	GBR	HONDA	1'42.012	147.1	3
5'41.305	12 Alex MARQUEZ	SPA	HONDA	1'41.839	147.4	3
5'43.300	19 Alessandro TONUCCI	ITA	MAHINDRA	1'41.796	147.4	3
7'20.963	42 Alex RINS	SPA	HONDA	1'41.748	147.5	4
7'26.805	7 Efren VAZQUEZ	SPA	HONDA	1'41.447	147.9	4
9'08.148	7 Efren VAZQUEZ	SPA	HONDA	1'41.343	148.1	5
9'09.144	12 Alex MARQUEZ	SPA	HONDA	1'41.286	148.2	5
13'26.137	8 Jack MILLER	AUS	KTM	1'41.132	148.4	6
18'35.427	8 Jack MILLER	AUS	KTM	1'40.836	148.8	9
27'37.921	8 Jack MILLER	AUS	KTM	1'40.727	149.0	12

These data/results cannot be reproduced, stored and/or transmitted in whole or in part by any manner of electronic, mechanical, photocopying, recording, broadcasting or otherwise now known or herein after developed without the previous express consent by the copyright owner, except for reproduction in daily press and regular printed publications on sale to the public within 60 days of the event related to those data/results and always provided that copyright symbol appears together as follows below.

© DORNA, 2014

Official MotoGP Timing by TISSOT
www.motogp.com



Indianapolis, Saturday, August 09, 2014