


RED BULL INDIANAPOLIS GRAND PRIX

Qualifying
Classification



		Rider	Nation	Team	Motorcycle	Time	Lap Total	Gap	Top Speed
1	36	Mika KALLIO	FIN	Marc VDS Racing Team	KALEX	1'36.883	4 23		282.4
2	53	Esteve RABAT	SPA	Marc VDS Racing Team	KALEX	1'37.056	11 17	0.173 0.173	278.4
3	77	Dominique AEGERTER	SWI	Technomag carXpert	SUTER	1'37.209	6 21	0.326 0.153	283.7
4	5	Johann ZARCO	FRA	AirAsia Caterham	CATERHAM SUTER	1'37.452	21 23	0.569 0.243	280.8
5	3	Simone CORSI	ITA	NGM Forward Racing	KALEX	1'37.456	14 21	0.573 0.004	279.3
6	40	Maverick VIÑALES	SPA	Paginas Amarillas HP 40	KALEX	1'37.513	9 20	0.630 0.057	282.1
7	30	Takaaki NAKAGAMI	JPN	IDEMITSU Honda Team Asia	KALEX	1'37.524	4 23	0.641 0.011	283.8
8	11	Sandro CORTESE	GER	Dynavolt Intact GP	KALEX	1'37.558	11 19	0.675 0.034	279.8
9	12	Thomas LUTHI	SWI	Interwetten Paddock Moto2	SUTER	1'37.582	14 21	0.699 0.024	281.3
10	22	Sam LOWES	GBR	Speed Up	SPEED UP	1'37.664	22 22	0.781 0.082	282.0
11	39	Luis SALOM	SPA	Paginas Amarillas HP 40	KALEX	1'37.758	23 23	0.875 0.094	280.4
12	81	Jordi TORRES	SPA	Mapfre Aspar Team Moto2	SUTER	1'37.891	21 21	1.008 0.133	277.5
13	21	Franco MORBIDELLI	ITA	Italtrans Racing Team	KALEX	1'37.913	13 21	1.030 0.022	280.0
14	60	Julian SIMON	SPA	Italtrans Racing Team	KALEX	1'37.949	17 23	1.066 0.036	276.8
15	54	Mattia PASINI	ITA	NGM Forward Racing	KALEX	1'37.970	13 20	1.087 0.021	277.5
16	19	Xavier SIMEON	BEL	Federal Oil Gresini Moto2	SUTER	1'37.981	14 21	1.098 0.011	279.3
17	49	Axel PONS	SPA	AGR Team	KALEX	1'37.996	24 24	1.113 0.015	277.5
18	4	Randy KRUMMENACHER	SWI	Octo IodaRacing Team	SUTER	1'38.010	20 22	1.127 0.014	281.5
19	94	Jonas FOLGER	GER	AGR Team	KALEX	1'38.062	12 19	1.179 0.052	280.8
20	55	Hafizh SYAHRIN	MAL	Petronas Raceline Malaysia	KALEX	1'38.083	12 20	1.200 0.021	280.1
21	15	Alex DE ANGELIS	RSM	Tasca Racing Moto2	SUTER	1'38.086	3 16	1.203 0.003	283.3
22	95	Anthony WEST	AUS	QMMF Racing Team	SPEED UP	1'38.106	12 21	1.223 0.020	277.7
23	2	Josh HERRIN	USA	AirAsia Caterham	CATERHAM SUTER	1'38.123	13 19	1.240 0.017	282.1
24	23	Marcel SCHROTTER	GER	Tech 3	TECH 3	1'38.130	6 21	1.247 0.007	279.3
25	8	Gino REA	GBR	AGT REA Racing	SUTER	1'38.171	6 18	1.288 0.041	281.2
26	88	Ricard CARDUS	SPA	Tech 3	TECH 3	1'38.202	10 19	1.319 0.031	280.1
27	96	Louis ROSSI	FRA	SAG Team	KALEX	1'38.369	12 20	1.486 0.167	279.7
28	25	Azlan SHAH	MAL	IDEMITSU Honda Team Asia	KALEX	1'38.411	4 20	1.528 0.042	279.6
29	18	Nicolas TEROL	SPA	Mapfre Aspar Team Moto2	SUTER	1'38.505	18 22	1.622 0.094	282.0
30	45	Tetsuta NAGASHIMA	JPN	Teluru Team JiR Webike	TSR	1'38.638	13 21	1.755 0.133	275.2
31	70	Robin MULHAUSER	SWI	Technomag carXpert	SUTER	1'38.680	15 22	1.797 0.042	275.9
32	7	Lorenzo BALDASSARRI	ITA	Gresini Moto2	SUTER	1'39.084	7 18	2.201 0.404	278.5
33	10	Thitipong WAROKORN	THA	APH PTT The Pizza SAG	KALEX	1'39.129	14 21	2.246 0.045	278.6
34	97	Roman RAMOS	SPA	QMMF Racing Team	SPEED UP	1'39.406	14 16	2.523 0.277	276.5

Practice condition: Dry
Air: 27°
Humidity: 59%
Ground: 36°

Fastest Lap:	Lap: 4	Mika KALLIO	1'36.883	154.9 Km/h
Circuit Record Lap:		New circuit		
Circuit Best Lap:	2014	Mika KALLIO	1'36.883	154.9 Km/h

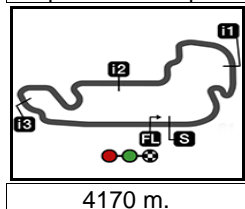
The results are provisional until the end of the limit for protest and appeals.

Time limit for protest expires 30' after publication of the results - Mr. Time:

These data/results cannot be reproduced, stored and/or transmitted in whole or in part by any manner of electronic, mechanical, photocopying, recording, broadcasting or otherwise now known or herein after developed without the previous express consent by the copyright owner, except for reproduction in daily press and regular printed publications on sale to the public within 60 days of the event related to those data/results and always provided that copyright symbol appears together as follows below.

© DORNA, 2014





RED BULL INDIANAPOLIS GRAND PRIX

Qualifying

Top Speed & Average

21A



Rider	Nation	Motorcycle	Top 5 speeds					Average	Top
30 Takaaki NAKAGAMI	JPN	KALEX	283.8	281.8	279.0	277.0	276.6	279.1	283.8
77 Dominique AEGERTER	SWI	SUTER	283.7	277.7	277.5	276.7	276.3	278.4	283.7
15 Alex DE ANGELIS	RSM	SUTER	283.3	283.1	282.9	279.1	278.7	281.4	283.3
36 Mika KALLIO	FIN	KALEX	282.4	282.3	279.8	278.8	278.5	280.4	282.4
2 Josh HERRIN	USA	CATERHAM S	282.1	280.9	280.0	280.0	279.8	280.6	282.1
40 Maverick VIÑALES	SPA	KALEX	282.1	280.0	277.8	277.5	277.2	278.9	282.1
18 Nicolas TEROL	SPA	SUTER	282.0	281.3	280.4	280.2	280.0	280.8	282.0
22 Sam LOWES	GBR	SPEED UP	282.0	281.4	279.6	278.9	278.8	280.1	282.0
4 Randy KRUMMENACHER	SWI	SUTER	281.5	280.7	279.2	276.7	275.7	278.8	281.5
12 Thomas LUTHI	SWI	SUTER	281.3	280.4	280.1	279.2	279.1	280.0	281.3
8 Gino REA	GBR	SUTER	281.2	280.6	280.1	279.3	278.3	279.9	281.2
5 Johann ZARCO	FRA	CATERHAM S	280.8	280.5	278.5	277.2	277.1	278.8	280.8
94 Jonas FOLGER	GER	KALEX	280.8	278.7	276.8	276.6	275.2	276.7	280.8
39 Luis SALOM	SPA	KALEX	280.4	280.3	278.5	278.4	278.2	279.2	280.4
55 Hafizh SYAHRIN	MAL	KALEX	280.1	279.3	278.2	277.8	277.6	278.6	280.1
88 Ricard CARDUS	SPA	TECH 3	280.1	279.6	279.1	279.1	278.9	279.4	280.1
21 Franco MORBIDELLI	ITA	KALEX	280.0	279.8	279.0	278.7	277.8	279.1	280.0
11 Sandro CORTESE	GER	KALEX	279.8	279.5	279.5	279.4	279.4	279.5	279.8
96 Louis ROSSI	FRA	KALEX	279.7	279.2	278.7	278.6	277.9	278.8	279.7
25 Azlan SHAH	MAL	KALEX	279.6	278.1	276.7	276.4	274.8	277.1	279.6
3 Simone CORSI	ITA	KALEX	279.3	279.1	278.7	278.2	276.8	278.4	279.3
19 Xavier SIMEON	BEL	SUTER	279.3	277.8	277.7	276.9	276.5	277.6	279.3
23 Marcel SCHROTTER	GER	TECH 3	279.3	278.1	277.8	277.5	277.2	278.0	279.3
10 Thitipong WAROKORN	THA	KALEX	278.6	275.7	273.7	273.5	273.3	275.0	278.6
7 Lorenzo BALDASSARRI	ITA	SUTER	278.5	278.1	277.0	276.5	276.2	277.3	278.5
53 Esteve RABAT	SPA	KALEX	278.4	277.7	277.7	277.1	275.7	277.3	278.4
95 Anthony WEST	AUS	SPEED UP	277.7	277.6	275.3	275.1	275.0	276.1	277.7
49 Axel PONS	SPA	KALEX	277.5	277.3	276.5	276.1	276.1	276.7	277.5
54 Mattia PASINI	ITA	KALEX	277.5	277.0	276.6	275.9	275.8	276.6	277.5
81 Jordi TORRES	SPA	SUTER	277.5	276.6	276.3	276.1	276.1	276.5	277.5
60 Julian SIMON	SPA	KALEX	276.8	276.5	276.4	275.9	275.7	276.3	276.8
97 Roman RAMOS	SPA	SPEED UP	276.5	274.0	273.7	273.5	273.5	274.2	276.5
70 Robin MULHAUSER	SWI	SUTER	275.9	274.3	272.9	272.3	271.8	273.4	275.9
45 Tetsuta NAGASHIMA	JPN	TSR	275.2	273.4	272.4	272.3	272.1	273.1	275.2

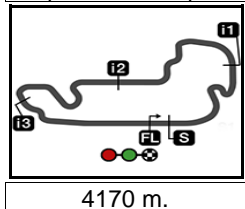
These data/results cannot be reproduced, stored and/or transmitted in whole or in part by any manner of electronic, mechanical, photocopying, recording, broadcasting or otherwise now known or herein after developed without the previous express consent by the copyright owner, except for reproduction in daily press and regular printed publications on sale to the public within 60 days of the event related to those data/results and always provided that copyright symbol appears together as follows below.

© DORNA, 2014

Official MotoGP Timing by TISSOT
www.motogp.com



Indianapolis, Saturday, August 09, 2014



RED BULL INDIANAPOLIS GRAND PRIX

Qualifying

Chronological Analysis of Performances



		T1 Time from finish line to 1st intermediate				T3 Time from 2nd intermed. to 3rd intermed.							
P Crossing the finish line in pit lane		T2 Time from 1st intermed. to 2nd intermed.				T4 Time from 3rd intermediate to finish line							
Lap	Lap Time	T1	T2	T3	T4	Speed	Lap	Lap Time	T1	T2	T3	T4	Speed
1st	36	Mika KALLIO Marc VDS Racing Tea FIN											
		Runs=3	Total laps=23	Full laps=18									
1	1'44.827	28.237	28.770	29.308	18.512		4	1'38.264	25.886	26.892	27.452	18.034	277.7
2	1'38.777	26.586	26.652	27.441	18.098	275.6	5	1'37.675	25.840	26.214	27.475	18.146	276.7
3	1'37.228	25.654	26.191	27.288	18.095	277.7	6	1'37.209	25.805	26.199	27.179	18.026	273.8
4	1'36.883	25.555	26.133	27.267	17.928	282.3	7	1'37.360	25.782	26.246	27.208	18.124	274.3
5	1'37.153	25.794	26.209	27.174	17.976	277.2	8	1'46.231	28.976	29.225	28.379	19.651	274.8
6	1'37.447	25.849	26.242	27.343	18.013	277.7	9	1'37.307	25.819	26.198	27.301	17.989	277.5
7	1'37.378	25.791	26.238	27.327	18.022	277.8	10	1'49.773 P	25.818	26.514	30.839	26.602	276.3
8	1'37.495	25.766	26.182	27.297	18.250	279.8	11	7'36.221	6'04.926	30.338	35.283	25.674	
9	1'37.800	25.836	26.454	27.357	18.153	276.8	12	1'38.745	26.361	26.670	27.486	18.228	272.2
10	1'37.810	25.891	26.358	27.488	18.073	277.3	13	1'43.829	25.832	26.317	32.755	18.925	272.3
11	1'47.113 P	27.069	27.509	28.487	24.048	282.4	14	1'48.175	26.017	26.508	36.819	18.831	275.7
12	7'58.422	6'40.728	29.719	29.469	18.506		15	1'37.487	25.848	26.155	27.374	18.110	274.7
13	1'39.162	26.428	26.794	27.762	18.178	275.4	16	1'47.341 P	25.871	27.507	30.103	23.860	274.1
14	1'52.326 P	27.329	27.235	34.755	23.007	278.1	17	5'36.114	4'18.175	27.682	30.257	20.000	
15	1'59.354	46.771	26.738	27.667	18.178		18	1'37.523	25.838	26.261	27.265	18.159	272.0
16	1'37.594	25.904	26.368	27.238	18.084	275.6	19	1'37.268	25.707	26.160	27.287	18.114	274.4
17	1'37.907	26.044	26.330	27.386	18.147	277.3	20	1'37.216	25.810	26.181	27.204	18.021	274.6
18	1'37.561	25.882	26.243	27.322	18.114	273.5	21	1'37.858	25.612	26.321	27.881	18.044	275.6
19	1'41.628	25.916	26.277	27.666	21.769	277.7							
20	1'38.084	25.809	26.229	27.624	18.422	275.8							
21	2'06.433	33.586	41.688	32.968	18.191	273.9							
22	1'37.653	25.760	26.317	27.501	18.075	278.5							
23	1'37.510	25.649	26.221	27.543	18.097	278.8							
2nd	53	Esteve RABAT Marc VDS Racing Tea SPA											
		Runs=3	Total laps=18	Full laps=12									
1	3'02.348	1'47.669	27.803	28.443	18.433		4th	5	Johann ZARCO AirAsia Caterham FRA				
									Runs=2	Total laps=23	Full laps=20		
2	1'38.692	26.260	26.719	27.542	18.171	275.4	1	2'11.165	55.210	28.915	28.599	18.441	
3	1'37.909	25.928	26.440	27.445	18.096	275.6	2	1'39.462	26.402	26.879	27.932	18.249	272.9
4	1'37.517	25.845	26.372	27.219	18.081	274.4	3	1'38.660	26.207	26.660	27.614	18.179	277.2
5	1'37.312	25.755	26.295	27.176	18.086	277.7	4	1'38.674	26.363	26.536	27.499	18.276	278.5
6	1'37.294	25.735	26.316	27.191	18.052	275.2	5	1'38.858	26.113	26.585	27.855	18.305	275.4
7	2'33.871 P	25.771	26.337		274.1		6	1'38.782	26.119	26.782	27.636	18.245	274.0
8	4'40.945	3'27.873	27.138	27.667	18.267		7	1'38.511	26.074	26.556	27.600	18.281	272.7
9	1'37.438	25.779	26.335	27.232	18.092	270.2	8	1'38.447	26.053	26.495	27.687	18.212	272.2
10	1'37.283	25.763	26.213	27.221	18.086	278.4	9	1'38.222	25.998	26.547	27.452	18.225	273.4
11	1'37.056	25.733	26.116	27.188	18.019	274.5	10	1'38.090	25.906	26.428	27.409	18.347	275.4
12	1'47.260 P	27.784	27.340	27.659	24.477	277.7	11	1'41.815	26.831	28.092	28.453	18.439	271.1
13	4'00.664	2'39.816	27.139	35.382	18.327		12	1'41.654	27.060	27.344	29.178	18.072	274.9
14	1'38.182	26.082	26.439	27.497	18.164	273.6	13	1'37.580	25.806	26.404	27.317	18.053	280.8
15	1'37.314	25.762	26.170	27.331	18.051	275.7	14	2'31.724 P	30.662	31.005	49.426	40.631	280.5
16	1'37.590	25.873	26.281	27.426	18.010	275.0	15	7'09.809	5'55.716	27.655	27.996	18.442	
17	1'37.063	25.823	26.127	27.138	17.975	271.7	16	1'38.284	26.105	26.437	27.417	18.325	273.0
unfinished	25.724				277.1		17	1'37.571	25.930	26.218	27.245	18.178	271.8
3rd	77	Dominique AEGER Technomag carXpert SWI											
		Runs=3	Total laps=21	Full laps=16									
1	1'49.389	27.119	28.380	30.051	23.839		18	1'37.548	25.922	26.235	27.274	18.117	272.4
2	1'38.529	26.320	26.467	27.624	18.118	273.0	19	2'03.183	25.727	26.403	44.109	26.944	275.1
3	1'37.734	26.042	26.315	27.309	18.068	283.7	20	1'37.543	25.926	26.264	27.311	18.042	272.6
							21	1'37.452	25.768	26.221	27.329	18.134	276.2
							22	1'37.535	25.889	26.092	27.514	18.040	274.8
							23	1'50.901	28.584	32.666	31.042	18.609	277.1
5th	3	Simone CORSI NGM Forward Racing ITA											
		Runs=3	Total laps=21	Full laps=16									
1	2'15.497	59.802	28.494	28.843	18.358								
2	1'39.267	27.011	26.631	27.640	17.985	268.2							
3	1'38.265	26.359	26.487	27.456	17.963	274.2							
4	1'37.803	26.142	26.254	27.474	17.933	273.9							
5	1'47.978 P	27.786	27.836	28.430	23.926	276.8							

Fastest Lap: Mika KALLIO Marc VDS Racing Tea FIN **1'36.883** 25.555 26.133 27.267 17.928

These data/results cannot be reproduced, stored and/or transmitted in whole or in part by any manner of electronic, mechanical, photocopying, recording, broadcasting or otherwise now known or herein after developed without the previous express consent by the copyright owner, except for reproduction in daily press and regular printed publications on sale to the public within 60 days of the event related to those data/results and always provided that copyright symbol appears together as follows below.
© DORNA, 2014



Qualifying

Moto2

Lap	Lap Time	T1	T2	T3	T4	Speed	Lap	Lap Time	T1	T2	T3	T4	Speed
6	6'15.205	5'01.587	27.582	27.722	18.314		22	1'44.332	28.570	27.734	29.251	18.777	276.6
7	1'47.035	31.026	29.974	27.859	18.176	264.7	23	1'37.846	25.921	26.311	27.430	18.184	274.9
8	1'38.507	26.325	26.427	27.658	18.097	267.4	8th 11 Sandro CORTESE Dynavolt Intact GP GER						
9	1'44.325	29.834	27.912	28.424	18.155	267.7	Runs=3	Total laps=19	Full laps=13				
10	1'46.958 P	26.243	27.484	28.383	24.848	268.8	1	2'39.141	1'22.750	28.925	28.898	18.568	
11	6'44.140	5'29.815	27.733	28.371	18.221		2	1'38.947	26.276	26.666	27.775	18.230	277.9
12	1'38.404	26.381	26.587	27.521	17.915	274.0	3	1'38.332	26.075	26.495	27.586	18.176	279.8
13	1'37.749	26.019	26.271	27.514	17.945	278.7	4	1'38.067	26.049	26.459	27.407	18.152	279.5
14	1'37.456	25.947	26.116	27.439	17.954	279.3	5	1'38.107	26.007	26.414	27.558	18.128	279.1
15	1'42.479	26.108	29.455	28.680	18.236	279.1	6	1'37.922	26.004	26.385	27.408	18.125	279.3
16	1'41.368	28.986	26.713	27.716	17.953	274.8	7	2'03.434 P	29.017	29.903	30.540	33.974	279.4
17	1'43.105	27.158	29.612	28.213	18.122	276.3	8	8'25.796	7'03.874	29.979	33.401	18.542	
18	1'56.353	33.884	31.824	31.042	19.603	278.2	9	1'38.321	26.173	26.297	27.301	18.550	276.1
19	1'42.248	27.394	29.260	27.654	17.940	273.8	10	1'37.833	26.016	26.386	27.365	18.066	274.9
20	1'37.761	25.935	26.047	27.828	17.951	274.8	11	1'37.558	25.956	26.210	27.333	18.059	278.1
21	1'37.590	25.863	26.306	27.441	17.980	275.7	12	1'37.851	25.967	26.512	27.306	18.066	279.3
6th 40 Maverick VIÑALES Paginas Amarillas HP SPA						13	1'37.765	26.010	26.327	27.405	18.023	279.5	
Runs=4	Total laps=20	Full laps=13				14	2'04.936 P	29.940	35.230	29.863	29.903	277.9	
1	2'07.636	47.619	29.239	32.369	18.409		15	6'44.794			28.973	18.470	
2	1'39.263	26.433	26.731	28.008	18.091	274.5	16	1'39.291	25.931	26.261	27.808	19.291	277.3
3	1'37.951	25.988	26.375	27.620	17.968	276.8	17	1'41.163	25.995	28.591	28.138	18.439	279.4
4	1'37.710	26.011	26.285	27.471	17.943	277.5	18	1'41.557	25.943	26.922	29.492	19.200	277.4
5	1'37.839	26.058	26.264	27.477	18.040	277.8	19	2'33.330 P	26.071	26.570	54.770	45.919	276.9
6	1'58.407 P	30.493	32.614	28.700	26.600	276.6	9th 12 Thomas LUTHI Interwetten Paddock SWI						
7	5'25.209	4'06.882	27.898	32.015	18.414		Runs=2	Total laps=21	Full laps=18				
8	1'37.811	26.065	26.323	27.409	18.014	276.3	1	2'08.422	47.253	29.068	33.488	18.613	
9	1'37.513	25.972	26.200	27.390	17.951	275.3	2	1'39.314	26.596	26.851	27.717	18.150	278.2
10	1'37.785	26.010	26.232	27.492	18.051	274.9	3	1'37.614	25.908	26.274	27.425	18.007	280.4
11	1'47.635 P	25.998	26.271	27.868	27.498	274.1	4	1'51.118	35.865	29.376	27.737	18.140	281.3
12	5'45.878	4'33.471	26.844	27.565	17.998		5	1'41.855	27.682	26.684	29.254	18.235	280.1
13	1'37.705	25.970	26.260	27.444	18.031	274.9	6	1'38.334	25.858	27.035	27.331	18.110	279.2
14	1'48.014 P	27.576	26.607	29.039	24.792	274.6	7	1'40.650	26.039	26.673	29.430	18.508	279.1
15	4'28.119	3'13.082	27.088	29.689	18.260		8	1'37.669	25.919	26.245	27.350	18.155	277.5
16	1'47.368	26.041	26.199	36.870	18.258	276.5	9	1'37.950	25.816	26.247	27.739	18.148	277.2
17	1'42.358	26.005	26.209	28.699	21.445	276.0	10	1'37.600	25.862	26.384	27.285	18.069	277.9
18	2'05.346	26.463	41.666	39.012	18.205	282.1	11	1'54.299 P	30.197	30.079	28.957	25.066	277.4
19	1'37.739	25.999	26.194	27.594	17.952	277.2	12	11'35.343	10'19.238	28.995	28.574	18.536	
20	1'37.908	25.861	26.364	27.628	18.055	280.0	13	1'38.565	26.248	26.567	27.559	18.191	275.5
7th 30 Takaaki NAKAGAMI IDEMITSU Honda Tea JPN						14	1'37.582	25.851	26.327	27.315	18.089	277.7	
Runs=4	Total laps=23	Full laps=16				15	1'37.625	25.927	26.288	27.376	18.034	275.8	
1	2'08.890	51.903	29.047	29.376	18.564		16	1'37.666	25.855	26.350	27.282	18.179	277.4
2	1'39.315	26.636	26.848	27.854	17.977	273.7	17	1'56.442	34.638	31.746	31.635	18.423	275.4
3	1'38.608	26.183	26.569	27.835	18.021	281.8	18	1'46.204	25.906	26.749	34.255	19.294	276.2
4	1'37.524	25.813	26.398	27.352	17.961	283.8	19	1'38.130	25.922	26.554	27.462	18.192	275.9
5	1'37.633	25.941	26.290	27.396	18.006	279.0	20	1'37.954	25.898	26.462	27.441	18.153	275.1
6	1'54.858 P	28.818	28.620	33.299	24.121	277.0	21	1'38.028	25.917	26.494	27.419	18.198	276.1
7	4'46.232	3'20.130	34.932	32.347	18.823		10th 22 Sam LOWES Speed Up GBR						
8	1'41.312	27.054	27.455	28.499	18.304	274.5	Runs=3	Total laps=22	Full laps=17				
9	1'38.431	26.112	26.500	27.714	18.105	275.6	1	2'16.275	54.690	31.207	31.873	18.505	
10	1'38.570	25.815	26.811	27.774	18.170	276.0	2	1'39.096	26.501	26.711	27.829	18.055	276.4
11	1'37.919	25.950	26.269	27.539	18.161	274.3	3	1'38.004	26.074	26.438	27.563	17.929	279.6
12	1'58.183 P	32.922	31.260	30.210	23.791	272.4	4	1'37.839	26.073	26.349	27.467	17.950	282.0
13	4'02.488	2'45.933	29.155	28.889	18.511		5	1'47.742	33.235	28.345	27.966	18.196	281.4
14	1'39.512	26.320	26.919	28.051	18.222	274.4	6	1'38.034	25.961	26.436	27.552	18.085	278.8
15	1'38.126	25.865	26.441	27.625	18.195	275.1	7	1'38.351	26.061	26.583	27.552	18.155	276.4
16	1'46.191	30.606	29.058	28.024	18.503	276.6	8	1'56.440 P	30.504	29.099	27.876	28.961	273.9
17	1'38.302	25.994	26.428	27.754	18.126	273.7	9	4'56.721	3'43.284	27.191	27.897	18.349	
18	1'37.814	25.968	26.235	27.491	18.120	274.9	10	1'38.589	26.185	26.642	27.489	18.273	273.0
19	1'52.926 P	32.456	28.929	28.645	22.896	274.3	11	1'38.365	26.089	26.548	27.549	18.179	273.4
20	2'47.459	1'29.752	27.888	31.504	18.315		12	1'38.934	26.178	26.723	27.766	18.267	274.1
21	1'38.209	25.994	26.411	27.674	18.130	274.8							

Fastest Lap: Mika KALLIO Marc VDS Racing Tea FIN **1'36.883** 25.555 26.133 27.267 17.928

These data/results cannot be reproduced, stored and/or transmitted in whole or in part by any manner of electronic, mechanical, photocopying, recording, broadcasting or otherwise now known or herein after developed without the previous express consent by the copyright owner, except for reproduction in daily press and regular printed publications on sale to the public within 60 days of the event related to those data/results and always provided that copyright symbol appears together as follows below.
© DORNA, 2014

Qualifying

Moto2

Lap	Lap Time	T1	T2	T3	T4	Speed	Lap	Lap Time	T1	T2	T3	T4	Speed
13	1'56.812 P	30.621	27.804	28.702	29.685	272.2	1	1'45.573	28.963	28.418	29.617	18.575	
14	5'20.094	3'51.006	29.865	39.816	19.407		2	1'39.875	26.614	26.910	28.145	18.206	273.7
15	1'38.716	26.309	26.607	27.537	18.263	274.3	3	1'39.320	26.717	26.798	27.719	18.086	280.0
16	1'38.219	26.163	26.295	27.566	18.195	275.3	4	1'39.703	26.521	27.146	27.869	18.167	279.0
17	1'46.763	31.018	27.822	29.732	18.191	274.1	5	1'50.541 P	26.236	27.040	29.014	28.251	274.5
18	1'37.798	25.892	26.378	27.507	18.021	278.9	6	6'03.017	4'26.800	27.741	45.846	22.630	
19	1'38.320	26.118	26.390	27.550	18.262	273.8	7	1'39.583	26.434	27.073	27.942	18.134	272.8
20	2'02.732	30.911	32.821	40.497	18.503	274.1	8	1'39.677	26.191	26.634	27.882	18.970	273.7
21	1'49.807	31.315	32.381	27.948	18.163	274.5	9	1'51.431	32.563	31.593	28.796	18.479	269.8
22	1'37.664	26.005	26.276	27.370	18.013	277.1	10	1'41.616	26.868	26.803	29.658	18.287	272.2

11th 39 Luis SALOM

Paginas Amarillas HP SPA

Runs=2 Total laps=23 Full laps=20

1	1'57.242	41.093	28.805	28.960	18.384	
2	1'38.945	26.641	26.615	27.638	18.051	274.2
3	1'38.528	26.287	26.514	27.636	18.091	277.5
4	1'38.640	26.415	26.456	27.673	18.096	276.6
5	1'43.286	30.160	27.180	27.832	18.114	278.4
6	1'38.644	26.351	26.527	27.656	18.110	276.4
7	1'42.574	27.685	27.892	28.366	18.631	276.5
8	1'39.507	26.507	26.682	27.906	18.412	272.8
9	1'39.417	26.635	26.719	27.920	18.143	273.7
10	1'56.049 P	31.761	27.753	28.331	28.204	271.9
11	7'42.107	6'16.986	31.183	32.283	21.655	
12	1'39.654	26.716	26.834	27.815	18.289	272.4
13	1'38.881	26.551	26.519	27.673	18.138	275.5
14	1'39.099	26.757	26.639	27.650	18.053	275.3
15	1'38.560	26.232	26.517	27.718	18.093	275.7
16	1'38.427	26.319	26.449	27.651	18.008	275.7
17	1'45.562	26.408	31.922	28.939	18.293	275.8
18	1'37.957	26.167	26.306	27.449	18.035	276.1
19	1'41.477	26.085	26.371	27.617	21.404	277.0
20	1'37.954	26.078	26.350	27.530	17.996	278.2
21	2'06.352	33.463	41.658	33.058	18.173	280.3
22	1'38.079	26.176	26.497	27.464	17.942	278.5
23	1'37.758	25.968	26.391	27.554	17.845	280.4

12th 81 Jordi TORRES

Mapfre Aspar Team M SPA

Runs=3 Total laps=21 Full laps=16

1	2'13.408	58.339	27.951	28.674	18.444	
2	1'39.225	26.501	26.676	27.932	18.116	274.6
3	1'41.908	29.088	26.928	27.817	18.075	276.6
4	1'38.329	26.240	26.463	27.557	18.069	277.5
5	1'40.992	26.980	27.099	28.413	18.500	276.1
6	1'38.289	26.089	26.377	27.643	18.180	273.7
7	1'57.145 P			28.834	25.712	274.4
8	5'43.543	4'26.802	27.859	30.464	18.418	
9	1'38.888	26.265	26.604	27.808	18.211	272.4
10	1'38.433	26.123	26.431	27.650	18.229	273.7
11	1'41.312	28.592	26.847	27.831	18.042	273.3
12	1'49.734 P	26.355	28.620	28.796	25.963	275.8
13	5'28.237	4'12.855	28.371	28.651	18.360	
14	1'38.761	26.271	26.590	27.633	18.267	272.4
15	1'38.123	26.047	26.411	27.511	18.154	274.9
16	1'38.432	26.148	26.515	27.624	18.145	272.2
17	2'04.263			38.564	18.388	267.8
18	2'13.208	30.899	53.480	30.607	18.222	276.1
19	2'11.764	32.715	37.268	43.520	18.261	275.4
20	1'38.418	26.155	26.580	27.584	18.099	275.3
21	1'37.891	25.984	26.314	27.515	18.078	276.3

13th 21 Franco MORBIDEL

Italtrans Racing Team ITA

Runs=3 Total laps=21 Full laps=15

1	1'54.117	37.130	28.967	29.263	18.757	
2	1'39.334	26.307	26.788	27.954	18.285	272.6
3	1'51.924	27.819	36.184	29.744	18.177	276.6
4	1'38.228	26.012	26.596	27.453	18.167	275.3
5	1'55.917 P	26.236	32.145	32.999	24.537	274.8
6	6'00.594	4'45.123	27.529	29.761	18.181	
7	1'42.259	26.007	26.427	31.146	18.679	274.7
8	1'38.457	25.913	26.559	27.716	18.269	273.4
9	2'04.138	29.464	28.861	46.297	19.516	273.1
10	1'46.366 P	26.381	26.740	28.228	25.017	275.2
11	6'43.897	5'29.548	27.713	28.414	18.222	
12	1'38.558	26.393	26.598	27.550	18.017	275.8
13	1'37.970	26.098	26.342	27.469	18.061	275.9

14th 60 Julian SIMON

Italtrans Racing Team SPA

Runs=3 Total laps=23 Full laps=18

1	1'54.722	38.138	28.822	29.072	18.690	
2	1'39.130	26.317	26.558	27.952	18.303	274.1
3	1'42.724	26.356	28.995	28.978	18.395	275.9
4	1'38.338	26.048	26.531	27.530	18.229	275.2
5	1'42.559	26.809	29.653	27.743	18.354	276.8
6	1'38.299	26.070	26.464	27.513	18.252	274.6
7	1'42.763	27.788	27.925	28.433	18.617	276.5
8	1'40.349	26.136	26.568	28.829	18.816	273.5
9	1'38.785	26.146	26.629	27.677	18.333	274.4
10	2'00.963 P	32.867	30.185	29.059	28.852	276.4
11	5'53.871	4'33.407	31.706	30.354	18.404	
12	1'42.847	26.123	26.730	28.846	21.148	273.1
13	1'40.145	26.657	27.353	27.855	18.280	272.6
14	1'38.401	26.123	26.524	27.518	18.236	273.8
15	1'40.152	27.110	27.076	27.679	18.287	275.7
16	1'38.312	26.144	26.458	27.416	18.294	273.4
17	1'37.949	25.941	26.416	27.416	18.176	274.1
18	1'45.526	25.987	29.099	31.748	18.692	274.9
19	1'38.351	26.143	26.580	27.438	18.190	273.1
20	1'50.173 P	25.870	27.228	29.334	27.741	274.3
21	4'08.608	2'49.043	31.017	30.146	18.402	
22	1'38.631	26.198	26.632	27.536	18.265	272.4
23	1'38.354	26.063	26.608	27.446	18.237	272.9

15th 54 Mattia PASINI

NGM Forward Racing ITA

Runs=4 Total laps=20 Full laps=13

1	1'54.117	37.130	28.967	29.263	18.757	
2	1'39.334	26.307	26.788	27.954	18.285	272.6
3	1'51.924	27.819	36.184	29.744	18.177	276.6
4	1'38.228	26.012	26.596	27.453	18.167	275.3
5	1'55.917 P	26.236	32.145	32.999	24.537	274.8
6	6'00.594	4'45.123	27.529	29.761	18.181	
7	1'42.259	26.007	26.427	31.146	18.679	274.7
8	1'38.457	25.913	26.559	27.716	18.269	273.4
9	2'04.138	29.464	28.861	46.297	19.516	273.1
10	1'46.366 P	26.381	26.740	28.228	25.017	275.2
11	6'43.897	5'29.548	27.713	28.414	18.222	
12	1'38.558	26.393	26.598	27.550	18.017	275.8
13	1'37.970	26.098	26.342	27.469	18.061	275.9

Fastest Lap: Mika KALLIO Marc VDS Racing Tea FIN **1'36.883** 25.555 26.133 27.267 17.928

These data/results cannot be reproduced, stored and/or transmitted in whole or in part by any manner of electronic, mechanical, photocopying, recording, broadcasting or otherwise now known or herein after developed without the previous express consent by the copyright owner, except for reproduction in daily press and regular printed publications on sale to the public within 60 days of the event related to those data/results and always provided that copyright symbol appears together as follows below.
© DORNA, 2014



Qualifying

Moto2

Lap	Lap Time	T1	T2	T3	T4	Speed	Lap	Lap Time	T1	T2	T3	T4	Speed
14	1'47.366	25.854	26.569	34.219	20.724	275.1	3	1'43.446	30.965	26.542	27.782	18.157	279.2
15	1'38.168	26.025	26.462	27.460	18.221	274.7	4	1'38.878	26.158	26.901	27.723	18.096	280.7
16	2'33.463 P	29.427	34.980	1'02.233	26.823	273.9	5	1'38.766	26.340	26.469	27.689	18.268	281.5
17	2'05.496	49.073	28.106	30.219	18.098		6	1'38.220	25.916	26.354	27.724	18.226	275.7
18	1'43.708	26.103	26.431	32.973	18.201	275.0	7	1'38.504	26.112	26.488	27.627	18.277	272.6
19	1'38.228	25.927	26.638	27.609	18.054	277.0	8	1'53.418 P	28.338	27.562	30.033	27.485	271.0
20	1'38.868	25.949	26.430	28.086	18.403	277.5	9	6'41.522	5'24.534	30.157	28.325	18.506	
16th 19 Xavier SIMEON Federal Oil Gresini Mo BEL							10	1'38.328	26.070	26.571	27.525	18.162	272.4
Runs=3 Total laps=21 Full laps=16							11	1'38.545	26.156	26.524	27.647	18.218	273.1
1	1'53.136	36.111	29.116	29.220	18.689		12	1'38.158	25.990	26.449	27.588	18.131	269.9
2	1'40.551	26.798	27.183	28.256	18.314	272.0	13	1'38.459	26.133	26.684	27.524	18.118	272.7
3	1'38.906	26.299	26.689	27.796	18.122	279.3	14	1'38.638	26.187	26.556	27.662	18.233	272.5
4	1'43.268	26.448	27.144	31.483	18.193	277.8	15	1'53.039 P	29.152	28.318	29.786	25.783	273.1
5	1'38.736	26.140	26.811	27.617	18.168	276.2	16	4'41.237	3'18.329	30.545	32.084	20.279	
6	1'38.406	26.156	26.478	27.636	18.136	276.5	17	1'48.737	29.552	28.603	31.875	18.707	268.2
7	1'41.895	27.750	27.914	27.931	18.300	276.9	18	1'40.292	26.942	27.047	27.932	18.371	270.4
8	1'38.110	26.081	26.359	27.538	18.132	273.4	19	1'38.045	26.100	26.361	27.472	18.112	272.0
9	1'38.246	26.227	26.419	27.476	18.124	273.9	20	1'38.010	26.017	26.299	27.530	18.164	273.1
10	1'47.814 P	26.272	26.504	28.072	26.966	273.6	21	1'40.232	26.108	27.073	28.920	18.131	273.1
11	6'43.298	5'26.831	28.233	29.973	18.261		22	1'38.203	25.890	26.479	27.712	18.122	276.7
12	1'38.395	26.202	26.508	27.620	18.065	272.7	19th 94 Jonas FOLGER AGR Team GER						
13	1'38.305	26.113	26.520	27.622	18.050	275.9	Runs=3 Total laps=19 Full laps=14						
14	1'37.981	26.037	26.450	27.474	18.020	275.9	1	2'08.898	48.085	28.972	33.143	18.698	
15	1'48.777	27.232	28.993	34.192	18.360	277.7	2	1'40.898	27.980	27.058	27.821	18.039	276.6
16	1'38.575	26.231	26.514	27.539	18.291	272.9	3	1'38.142	26.171	26.512	27.476	17.983	278.7
17	1'49.793 P	26.210	26.434	29.223	27.926	273.3	4	1'49.189	34.364	28.801	27.833	18.191	280.8
18	5'59.941	4'38.142	29.064	34.187	18.548		5	1'38.284	26.211	26.489	27.500	18.084	275.2
19	2'18.893	1'04.817	27.760	28.020	18.296	274.4	6	1'38.219	26.051	26.478	27.500	18.190	273.9
20	1'38.268	26.130	26.381	27.569	18.188	272.9	7	1'51.576 P	28.610	28.205	28.105	26.656	274.5
21	1'38.090	26.104	26.352	27.507	18.127	273.3	8	7'23.647	6'07.791	28.294	29.125	18.437	
17th 49 Axel PONS AGR Team SPA							9	1'42.765	26.573	26.932	30.708	18.552	275.2
Runs=3 Total laps=24 Full laps=19							10	1'38.715	26.007	26.754	27.785	18.169	275.2
1	1'45.109	28.443	28.742	29.443	18.481		11	1'49.099	34.514	28.560	27.689	18.336	273.1
2	1'39.967	26.609	26.885	28.201	18.272	275.0	12	1'38.062	25.994	26.459	27.464	18.145	273.4
3	1'39.205	26.364	26.670	27.891	18.280	277.5	13	1'46.256 P	27.149	27.476	28.141	23.490	276.8
4	1'39.265	26.479	26.722	27.920	18.144	276.1	14	8'24.002	7'01.079	30.381	33.629	18.913	
5	1'38.545	26.442	26.435	27.531	18.137	273.5	15	1'39.569	26.449	27.096	27.802	18.222	273.5
6	1'38.353	26.090	26.457	27.620	18.186	274.5	16	1'38.136	26.021	26.471	27.533	18.111	273.1
7	1'38.111			27.757	18.168	276.1	17	1'57.335	26.017	38.564	34.501	18.253	273.4
8	1'43.806	27.002	29.020	28.375	19.409	275.0	18	1'38.797	26.007	26.748	27.734	18.308	274.6
9	1'38.180	26.206	26.389	27.482	18.103	269.6	19	1'38.347	26.024	26.555	27.644	18.124	275.2
10	1'38.371	25.937	26.339	27.810	18.285	277.3	20th 55 Hafizh SYAHRIN Petronas Raceline Ma MAL						
11	1'47.030	26.165	29.985	32.670	18.210	273.5	Runs=3 Total laps=20 Full laps=15						
12	1'38.293	26.131	26.452	27.616	18.094	272.2	1	1'55.378	30.172	30.769	35.082	19.355	
13	1'38.109	25.854	26.461	27.646	18.148	275.1	2	1'41.690	26.567	27.431	29.593	18.099	275.8
14	1'51.168 P	29.321	27.341	27.683	26.823	275.7	3	1'38.594	26.110	26.604	27.783	18.097	277.8
15	4'57.834	3'44.852	27.245	27.638	18.099		4	1'41.061	26.126	26.762	30.057	18.116	279.3
16	1'38.116	25.987	26.487	27.509	18.133	276.5	5	1'38.592	26.008	26.457	27.553	18.574	277.1
17	1'40.623	27.050	26.541	28.123	18.909	273.7	6	1'58.778 P	29.344	28.970	29.854	30.610	274.5
18	1'56.635	29.677	32.190	36.402	18.366	273.6	7	5'30.153	4'11.801	27.837	32.082	18.433	
19	1'38.659	26.200	26.595	27.686	18.178	274.3	8	1'38.365	26.350	26.468	27.531	18.016	280.1
20	1'47.760 P	25.911	27.471	28.376	26.002	274.4	9	1'38.347	26.017	26.563	27.535	18.232	276.2
21	3'47.928	2'29.987	27.954	31.673	18.314		10	1'59.153	32.116	33.753	34.826	18.458	274.2
22	1'38.505	26.160	26.498	27.633	18.214	272.5	11	1'38.324	26.141	26.496	27.629	18.058	276.4
23	1'43.597	26.103	26.667	29.062	21.765	275.9	12	1'38.083	26.097	26.401	27.536	18.049	277.3
24	1'37.996	26.055	26.342	27.464	18.135	274.9	13	2'03.896 P	32.157	31.306	30.054	30.379	277.1
18th 4 Randy KRUMMENA Octo IodaRacing Tea SWI							14	7'17.174	5'40.472	31.325	42.728	22.649	
Runs=3 Total laps=22 Full laps=17							15	1'42.002	29.142	27.106	27.775	17.979	270.5
1	1'52.166	27.385	28.313	30.113	26.355		16	1'59.836	26.369	32.327	39.625	21.515	276.0
2	1'39.733	26.740	26.619	28.229	18.145	270.5	17	2'03.974	39.928	35.588	29.858	18.600	262.6
Fastest Lap: Mika KALLIO Marc VDS Racing Tea FIN 1'36.883 25.555 26.133 27.267 17.928							18	2'02.229	29.026	31.251	43.575	18.377	277.6

These data/results cannot be reproduced, stored and/or transmitted in whole or in part by any manner of electronic, mechanical, photocopying, recording, broadcasting or otherwise now known or herein after developed without the previous express consent by the copyright owner, except for reproduction in daily press and regular printed publications on sale to the public within 60 days of the event related to those data/results and always provided that copyright symbol appears together as follows below.
© DORNA, 2014



Qualifying

Moto2

Lap	Lap Time	T1	T2	T3	T4	Speed	Lap	Lap Time	T1	T2	T3	T4	Speed
19	1'38.534	26.068	26.718	27.697	18.051	278.2	16	1'40.226	26.584	27.154	28.281	18.207	274.6
20	1'38.133	<u>25.893</u>	26.452	27.653	18.135	276.9	17	1'48.671	29.536	29.600	30.843	18.692	277.7
21st 15 Alex DE ANGELIS Tasca Racing Moto2 RSM							24th 23 Marcel SCHROTTE Tech 3 GER						
Runs=3 Total laps=16 Full laps=11							Runs=3 Total laps=21 Full laps=16						
1	2'06.449	46.744	29.865	31.022	18.818		1	2'14.018	56.669	29.121	29.753	18.475	
2	1'44.728	30.677	27.025	28.645	18.381	270.7	2	1'39.441	26.716	26.736	27.715	18.274	275.0
3	1'38.086	26.116	26.581	27.527	<u>17.862</u>	278.7	3	1'38.486	26.182	26.473	27.583	18.248	277.5
4	1'45.562	33.068	26.686	27.689	18.119	283.1	4	1'38.715	26.201	26.626	27.525	18.363	277.0
5	1'42.157	28.615	27.679	27.813	18.050	<u>283.3</u>	5	1'38.155	<u>26.001</u>	26.445	27.503	18.206	275.3
6	1'38.130	26.170	26.382	<u>27.481</u>	18.097	276.5	6	1'38.130	26.086	<u>26.425</u>	27.486	<u>18.133</u>	275.6
7	1'43.327	30.041	27.310	27.947	18.029	276.8	7	1'49.069 P	29.691	27.265	29.017	23.096	275.3
8	1'44.610 P	26.150	26.490	27.691	24.279	278.1	8	7'58.089	6'42.462	28.591	28.769	18.267	
9	5'18.966	3'59.931	28.821	32.054	18.160		9	1'38.692	26.261	26.703	27.526	18.202	274.8
10	1'58.487	30.405	29.320	38.526	20.236	274.8	10	1'42.082	26.092	26.481	27.500	22.009	274.1
11	4'27.638 P	<u>26.112</u>	2'44.506	48.035	28.985	276.5	11	1'42.596	27.869	28.145	28.375	18.207	275.5
12	12'14.375	10'52.808	31.350	31.738	18.479		12	1'38.462	26.047	26.575	27.459	18.381	275.5
13	1'41.158	26.732	26.478	29.299	18.649	270.9	13	1'38.632	26.057	26.593	27.659	18.323	272.9
14	1'56.860	30.461	27.674	39.555	19.170	279.1	14	1'49.526 P	27.603	26.994	31.557	23.372	275.1
15	1'40.860	26.138	26.615	29.061	19.046	275.3	15	5'58.894	4'25.774	32.097	40.467	20.556	
16	1'38.818	26.561	<u>26.178</u>	27.776	18.303	282.9	16	1'49.282	26.911	27.291	36.631	18.449	269.3
22nd 95 Anthony WEST QMMF Racing Team AUS							25th 8 Gino REA AGT REA Racing GBR						
Runs=3 Total laps=21 Full laps=16							Runs=3 Total laps=18 Full laps=13						
1	1'47.228	32.360	28.204	28.412	18.252		1	2'09.746	52.040	29.128	29.940	18.638	
2	1'38.487	26.203	26.575	27.554	18.155	271.9	2	1'39.788	26.474	27.185	28.072	18.057	277.6
3	1'38.609	26.253	26.662	27.490	18.204	<u>277.7</u>	3	1'39.210	26.736	26.705	27.690	18.079	279.3
4	1'47.668	26.660	29.666	30.318	21.024	275.3	4	1'44.475	28.972	29.217	28.216	18.070	280.6
5	1'38.515	26.157	26.624	27.482	18.252	275.0	5	1'42.342	27.248	28.164	28.828	18.102	278.3
6	1'38.252	26.088	26.455	27.478	18.231	272.3	6	1'38.171	26.169	<u>26.526</u>	<u>27.487</u>	<u>17.989</u>	280.1
7	1'38.297	25.984	26.502	27.571	18.240	272.0	7	1'44.306	30.034	27.087	28.898	18.287	<u>281.2</u>
8	1'47.077 P	27.349	28.052	28.684	22.992	272.5	8	1'38.653	26.211	26.654	27.615	18.173	276.5
9	6'15.944	4'44.153	28.515	37.570	25.706		9	1'51.560 P	30.295	27.988	28.597	24.680	276.3
10	1'41.036	26.470	26.535	28.972	19.059	271.6	10	10'20.183	9'04.130	28.231	29.469	18.353	
11	1'38.806	26.177	26.703	27.676	18.250	274.8	11	1'39.415	26.554	26.733	27.827	18.301	276.0
12	1'38.106	26.006	26.456	<u>27.477</u>	18.167	271.7	12	1'48.359	26.406	26.981	35.600	19.372	277.1
13	1'38.319	<u>25.949</u>	26.424	27.645	18.301	273.5	13	1'48.022 P	26.843	27.319	28.589	25.271	258.5
14	1'45.564 P	26.327	27.094	29.147	22.996	271.1	14	6'05.351	4'47.694	29.654	29.728	18.275	
15	6'00.176	4'40.910	28.324	32.317	18.625		15	2'11.795	29.566	45.839	38.075	18.315	275.0
16	1'38.175	26.066	26.365	27.560	18.184	269.7	16	2'03.894	29.525	31.477	41.815	21.077	276.8
17	1'38.347	25.955	26.563	27.595	18.234	272.4	17	1'45.024	26.325	29.078	31.489	18.132	277.8
18	2'14.621	30.261	31.793	48.903	23.664	271.5	18	1'38.821	<u>26.102</u>	26.631	27.881	18.207	277.8
19	2'01.372	30.632	28.422	42.401	19.917	273.9	26th 88 Ricard CARDUS Tech 3 SPA						
20	1'38.379	26.136	26.428	27.540	18.275	277.6	Runs=3 Total laps=19 Full laps=14						
21	1'38.369	26.051	<u>26.316</u>	27.860	<u>18.142</u>	275.1	1	1'49.895	27.718	28.383	30.394	23.400	
23rd 2 Josh HERRIN AirAsia Caterham USA							2	1'38.967	26.490	26.649	27.763	18.065	275.9
Runs=2 Total laps=19 Full laps=15							3	1'46.361	26.067	26.512	34.935	18.847	279.1
1	1'45.249	28.642	28.635	29.582	18.390		4	1'38.954	26.134	26.970	27.723	18.127	279.1
2	1'40.058	26.623	26.888	28.335	18.212	279.3	5	1'46.510	30.778	28.649	28.733	18.350	279.6
3	1'39.054	26.540	26.944	27.709	<u>17.861</u>	278.2	6	1'52.337	26.938	30.349	35.006	20.044	278.9
4	1'48.093	26.787	27.556	30.305	23.445	<u>282.1</u>	7	1'56.605 P	31.671	31.031	29.026	24.877	277.1
5	1'40.700	26.271	26.899	29.273	18.257	276.6	8	6'10.236	4'52.368	28.383	29.772	19.713	
6	1'38.699	26.227	26.561	27.838	18.073	279.8	9	1'42.693	28.615	27.855	28.155	18.068	277.3
7	1'38.556	26.005	26.649	27.800	18.102	277.1	10	<u>1'38.202</u>	26.153	26.529	<u>27.519</u>	<u>18.001</u>	<u>280.1</u>
8	1'47.590	29.833	29.007	29.878	18.872	275.7	11	2'04.131	29.266	36.362	39.834	18.669	278.5
9	1'39.361	26.267	26.935	28.013	18.146	272.2	Fastest Lap: Mika KALLIO Marc VDS Racing Tea FIN 1'36.883 25.555 26.133 27.267 17.928						
10	1'47.063	31.353	27.848	29.585	18.277	277.6	These data/results cannot be reproduced, stored and/or transmitted in whole or in part by any manner of electronic, mechanical, photocopying, recording, broadcasting or otherwise now known or herein after developed without the previous express consent by the copyright owner, except for reproduction in daily press and regular printed publications on sale to the public within 60 days of the event related to those data/results and always provided that copyright symbol appears together as follows below.						
11	1'38.508	26.225	26.551	27.730	18.002	274.4	© DORNA, 2014						
12	1'38.648	25.977	26.773	27.842	18.056	278.8	Official MotoGP Timing by TISSOT						
13	1'38.123	<u>25.942</u>	<u>26.457</u>	<u>27.678</u>	18.046	280.0	www.motogp.com						
14	2'01.911 P			30.527	26.305	280.0	Indianapolis, Saturday, August 09, 2014						
15	10'38.283	9'20.457	29.818	29.554	18.454		Page 5 of 7						

Fastest Lap: Mika KALLIO Marc VDS Racing Tea FIN **1'36.883** 25.555 26.133 27.267 17.928

These data/results cannot be reproduced, stored and/or transmitted in whole or in part by any manner of electronic, mechanical, photocopying, recording, broadcasting or otherwise now known or herein after developed without the previous express consent by the copyright owner, except for reproduction in daily press and regular printed publications on sale to the public within 60 days of the event related to those data/results and always provided that copyright symbol appears together as follows below.

© DORNA, 2014

Official MotoGP Timing by TISSOT
www.motogp.com

Indianapolis, Saturday, August 09, 2014

Page 5 of 7



Qualifying

Moto2

Lap	Lap Time	T1	T2	T3	T4	Speed	Lap	Lap Time	T1	T2	T3	T4	Speed
12	1'59.836	35.147	34.988	29.321	20.380	275.7	7	1'39.038	26.159	26.750	27.910	18.219	279.4
13	1'44.082	26.024	26.439	32.621	18.998	277.5	8	1'38.808	26.232	26.659	27.748	18.169	277.6
14	1'51.231	26.038	26.480	37.462	21.251	277.6	9	1'54.327 P	29.197	29.469	29.065	26.596	276.9
15	2'45.344 P	26.045	26.524	27.562	1'25.213	277.9	10	5'54.030	4'36.000	28.288	31.251	18.491	
16	6'59.611	5'41.389	29.161	29.502	19.559		11	1'40.085	26.489	26.888	28.001	18.707	273.2
17	2'19.469	47.725	41.126	30.076	20.542	262.9	12	1'56.868	36.947	30.364	31.347	18.210	271.8
18	1'45.453	30.738	27.402	29.133	18.180	277.2	13	1'53.488	38.417	28.224	28.469	18.378	278.7
19	1'40.746	25.972	26.729	29.861	18.184	278.0	14	1'40.641	26.323	27.596	28.479	18.243	277.1
27th 96 Louis ROSSI SAG Team FRA													
Runs=3 Total laps=20 Full laps=15													
1	2'08.786	48.233	28.896	32.791	18.866		15	1'38.929	26.382	26.687	27.685	18.175	280.0
2	1'39.274	26.547	26.693	27.798	18.236	276.3	16	1'38.653	26.045	26.751	27.683	18.174	278.9
3	1'38.711	26.154	26.586	27.795	18.176	279.2	17	1'46.704	28.866	30.610	28.926	18.302	279.0
4	1'38.545	26.237	26.438	27.716	18.154	278.6	18	1'38.505	26.104	26.576	27.566	18.259	279.4
5	1'46.564 P	26.537	28.483	28.882	22.662	277.5	19	1'57.392 P	29.725	29.709	28.750	29.208	277.7
6	6'27.234	5'12.165	28.778	27.996	18.295		20	4'10.531	2'22.100	41.780	46.424	20.227	
7	1'42.208	26.732	29.312	27.977	18.187	276.9	21	1'38.779	26.274	26.588	27.807	18.110	280.2
8	1'38.742	26.340	26.365	27.830	18.207	278.7	22	1'38.551	25.968	26.624	27.741	18.218	279.5
9	1'42.214	28.011	27.561	28.306	18.336	279.7	30th 45 Tetsuta NAGASHIM Teluru Team JiR Web JPN						
10	1'39.322	26.874	26.579	27.694	18.175	277.2	Runs=3 Total laps=21 Full laps=16						
11	1'43.923	29.119	28.664	27.839	18.301	277.1	1	1'46.242	30.287	28.782	28.818	18.355	
12	1'38.369	26.054	26.472	27.633	18.210	274.8	2	1'45.472	31.856	27.051	28.388	18.177	271.5
13	1'55.044 P	27.805	30.618	29.992	26.629	273.1	3	1'39.853	26.338	27.093	28.119	18.303	275.2
14	7'40.565	6'22.744	30.143	28.997	18.681		4	1'40.045	26.847	26.883	27.791	18.524	272.3
15	1'47.497	26.483	29.485	32.845	18.684	273.2	5	1'39.532	26.557	26.884	27.818	18.273	270.3
16	1'40.955	27.609	26.985	28.060	18.301	271.6	6	1'38.783	26.149	26.530	27.804	18.300	273.4
17	1'38.416	26.058	26.528	27.591	18.239	276.2	7	1'58.167 P	27.795	31.643	29.813	28.916	272.1
18	1'54.483	26.246	30.521	29.132	18.584	275.0	8	8'06.063	6'50.902	28.057	28.589	18.515	
19	1'38.954	26.138	26.672	27.899	18.245	277.9	9	1'39.992	26.494	27.301	27.844	18.353	266.4
20	1'39.072	26.110	26.508	28.020	18.434	276.5	10	1'40.198	26.546	26.872	28.183	18.597	270.3
28th 25 Azlan SHAH IDEMITSU Honda Tea MAL													
Runs=3 Total laps=20 Full laps=15													
1	2'09.055	52.247	28.979	29.374	18.455		11	1'43.175	28.563	28.139	28.083	18.390	267.5
2	1'40.005	26.742	26.983	28.173	18.107	274.8	12	1'39.143	26.300	26.653	27.833	18.357	268.9
3	1'38.686	26.091	26.686	27.870	18.039	276.7	13	1'38.638	26.030	26.576	27.753	18.279	269.5
4	1'38.411	26.037	26.503	27.855	18.016	278.1	14	1'49.257 P	26.314	27.329	31.710	23.904	272.4
5	1'39.285	26.125	26.936	28.038	18.186	276.4	15	5'07.812	3'46.209	34.043	29.122	18.438	
6	1'43.403	30.165	26.831	28.196	18.211	272.8	16	1'43.211	26.478	27.275	29.998	19.460	268.8
7	1'50.905 P	28.081	27.236	29.110	26.478	268.1	17	1'40.968	27.186	27.460	28.039	18.283	266.8
8	6'43.358	5'26.212	29.552	29.013	18.581		18	1'48.003	26.468	26.857	34.845	19.833	271.7
9	1'45.111	32.104	26.950	27.917	18.140	269.3	19	1'50.619	29.514	30.327	32.534	18.244	267.2
10	1'39.826	26.272	27.323	28.066	18.165	272.4	20	1'39.284	26.100	26.682	27.948	18.554	271.6
11	1'53.050	27.148	29.891	35.014	20.997	268.7	21	1'39.528	26.485	26.797	27.793	18.453	269.4
12	1'44.635	31.338	27.312	27.883	18.102	268.3	31st 70 Robin MULHAUSER Techomag carXpert SWI						
13	1'39.620	26.244	26.681	28.225	18.470	274.7	Runs=5 Total laps=22 Full laps=13						
14	1'39.444	26.209	26.948	28.052	18.235	269.7	1	1'47.727	30.887	29.194	29.152	18.494	
15	1'39.318	26.101	26.886	28.064	18.267	271.5	2	1'40.154	26.751	27.059	28.043	18.301	272.3
16	1'55.357 P	30.840	27.546	28.103	28.868	271.4	3	1'39.792	26.655	26.821	28.083	18.233	275.9
17	6'25.846	5'02.902	29.434	34.633	18.877		4	1'39.682	26.589	26.818	28.105	18.170	272.9
18	2'14.262	28.022	29.404	52.074	24.762	264.5	5	1'39.498	26.414	26.710	27.623	18.751	274.3
19	1'42.348	26.966	27.265	29.277	18.840	267.1	6	1'39.210	26.378	26.598	27.826	18.408	270.3
20	1'39.575	26.431	26.763	28.235	18.146	279.6	7	1'55.714 P	28.528	31.619	28.196	27.371	270.0
29th 18 Nicolas TEROL Mapfre Aspar Team M SPA													
Runs=3 Total laps=22 Full laps=17													
1	2'16.726	58.999	28.566	30.651	18.510		8	4'02.283	2'36.802	30.976	35.853	18.652	
2	1'39.707	26.644	26.945	27.925	18.193	271.8	9	1'39.943	26.820	26.810	27.930	18.383	269.2
3	1'39.188	26.474	26.801	27.695	18.218	281.3	10	1'39.147	26.366	26.683	27.752	18.346	270.9
4	1'39.117	26.385	26.830	27.752	18.150	280.4	11	1'38.907	26.402	26.554	27.672	18.279	270.6
5	1'44.649	26.193	28.877	31.376	18.203	279.5	12	1'50.448 P	27.747	27.742	29.440	25.519	268.4
6	1'38.943	26.462	26.657	27.701	18.123	282.0	13	4'13.449	2'55.076	31.089	28.727	18.557	
Fastest Lap: Mika KALLIO Marc VDS Racing Tea FIN 1'36.883 25.555 26.133 27.267 17.928													

These data/results cannot be reproduced, stored and/or transmitted in whole or in part by any manner of electronic, mechanical, photocopying, recording, broadcasting or otherwise now known or herein after developed without the previous express consent by the copyright owner, except for reproduction in daily press and regular printed publications on sale to the public within 60 days of the event related to those data/results and always provided that copyright symbol appears together as follows below.
© DORNA, 2014



Qualifying

Moto2

Lap	Lap Time	T1	T2	T3	T4	Speed	Lap	Lap Time	T1	T2	T3	T4	Speed
21	1'39.915	26.595	26.942	28.016	18.362	269.4	13	1'40.079	26.313	27.000	28.440	18.326	272.5
22	1'39.442	26.414	26.794	27.799	18.435	270.3	14	1'39.406	26.388	26.700	28.113	18.205	271.3
32nd 7 Lorenzo BALDASS Gresini Moto2 ITA							15	1'51.309	29.626	27.910	35.448	18.325	276.5
Runs=3 Total laps=19 Full laps=13							16	1'46.270	26.419	26.724	28.114	25.013	274.0

1	1'44.474	27.616	28.196	29.638	19.024	
2	1'40.515	26.892	27.110	28.170	18.343	268.9
3	1'40.881	26.994	27.513	28.001	18.373	272.0
4	1'45.068 P	26.249	26.673	28.331	23.815	278.1
5	4'38.767	3'18.953	28.674	31.368	19.772	
6	1'39.140	26.239	26.672	27.915	18.314	268.7
7	1'39.084	26.234	26.678	27.854	18.318	271.1
8	1'39.488	26.193	26.938	28.012	18.345	272.6
9	1'54.730	29.183	27.943	36.950	20.654	271.4
10	1'46.843 P	26.379	26.776	27.979	25.709	271.9
11	11'01.994	9'39.691	30.362	33.178	18.763	
12	1'39.243	26.418	26.724	27.818	18.283	271.6
13	1'48.134	29.068	32.264	28.654	18.148	270.6
14	1'39.155	26.315	26.750	27.889	18.201	277.0
15	1'55.099	26.087	31.655	38.822	18.535	272.3
16	1'39.645	26.266	26.448	28.202	18.729	276.2
17	1'47.793	27.151	33.967	28.415	18.260	278.5
18	1'39.171	26.186	26.427	28.232	18.326	276.5
unfinished	26.076	26.806				270.2

33rd 10 Thitipong WAROKO APH PTT The Pizza S THA

Runs=3 Total laps=21 Full laps=16						
1	1'50.546	32.743	28.563	30.089	19.151	
2	1'40.730	26.730	27.179	28.414	18.407	273.3
3	1'40.749	26.611	27.544	28.277	18.317	273.1
4	1'40.827	26.781	27.180	28.219	18.647	270.3
5	1'40.119	26.528	26.849	28.302	18.440	273.7
6	1'51.239 P	26.932	27.307	28.717	28.283	272.4
7	7'49.595	6'33.354	28.755	28.888	18.598	
8	1'40.247	26.551	27.220	28.088	18.388	270.1
9	1'40.039	26.400	26.925	28.299	18.415	271.5
10	1'39.950	26.511	26.931	28.103	18.405	270.9
11	1'49.384 P	26.854	27.509	28.565	26.456	271.9
12	4'31.026	3'15.332	28.172	28.992	18.530	
13	1'40.741	26.577	27.355	28.337	18.472	268.6
14	1'39.129	26.256	26.656	27.838	18.379	272.0
15	1'39.890	26.442	27.075	27.897	18.476	271.6
16	1'47.039	26.850	28.695	33.164	18.330	268.6
17	1'42.154	26.734	27.549	29.607	18.264	273.5
18	1'51.825	27.911	30.159	34.497	19.258	271.0
19	1'43.044	26.402	28.849	28.844	18.949	278.6
20	1'43.514	26.407	27.873	29.993	19.241	270.2
21	1'39.266	26.292	26.639	27.915	18.420	275.7

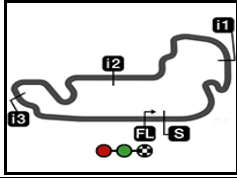
34th 97 Roman RAMOS QMMF Racing Team SPA

Runs=3 Total laps=16 Full laps=11						
1	1'47.245	30.307	29.606	28.900	18.432	
2	1'40.311	26.609	27.129	28.247	18.326	271.1
3	1'40.013	26.704	26.926	28.115	18.268	273.5
4	1'39.630	26.472	26.911	28.047	18.200	273.7
5	1'39.830	26.882	26.720	27.802	18.426	271.1
6	1'46.078 P	26.467	27.241	28.243	24.127	273.5
7	10'56.699	9'39.866	28.562	29.817	18.454	
8	1'40.146	26.509	27.033	28.059	18.545	269.2
9	1'41.978	26.953	28.125	28.211	18.689	268.4
10	1'39.912	26.553	26.958	28.047	18.354	269.9
11	1'48.711 P	28.180	27.611	28.621	24.299	271.0
12	10'40.262	9'19.990	27.074	29.996	23.202	

Fastest Lap: Mika KALLIO Marc VDS Racing Tea FIN **1'36.883** 25.555 26.133 27.267 17.928

These data/results cannot be reproduced, stored and/or transmitted in whole or in part by any manner of electronic, mechanical, photocopying, recording, broadcasting or otherwise now known or herein after developed without the previous express consent by the copyright owner, except for reproduction in daily press and regular printed publications on sale to the public within 60 days of the event related to those data/results and always provided that copyright symbol appears together as follows below.
© DORNA, 2014





RED BULL INDIANAPOLIS GRAND PRIX
Provisional Starting Grid

4170 m.

Race : 25 laps = 104.25 km



1	3 1'37.209 77 Dominique AEGERTER Suter	2 1'37.056 53 Esteve RABAT Kalex	1 1'36.883 36 Mika KALLIO Kalex
2	6 1'37.513 40 Maverick VIÑALES Kalex	5 1'37.456 3 Simone CORSI Kalex	4 1'37.452 5 Johann ZARCO Caterham Suter
3	9 1'37.582 12 Thomas LUTHI Suter	8 1'37.558 11 Sandro CORTESE Kalex	7 1'37.524 30 Takaaki NAKAGAMI Kalex
4	12 1'37.891 81 Jordi TORRES Suter	11 1'37.758 39 Luis SALOM Kalex	10 1'37.664 22 Sam LOWES Speed Up
5	15 1'37.970 54 Mattia PASINI Kalex	14 1'37.949 60 Julian SIMON Kalex	13 1'37.913 21 Franco MORBIDELLI Kalex
6	18 1'38.010 4 Randy KRUMMENACHER Suter	17 1'37.996 49 Axel PONS Kalex	16 1'37.981 19 Xavier SIMEON Suter
7	21 1'38.086 15 Alex DE ANGELIS Suter	20 1'38.083 55 Hafizh SYAHRIN Kalex	19 1'38.062 94 Jonas FOLGER Kalex
8	24 1'38.130 23 Marcel SCHROTTER Tech 3	23 1'38.123 2 Josh HERRIN Caterham Suter	22 1'38.106 95 Anthony WEST Speed Up

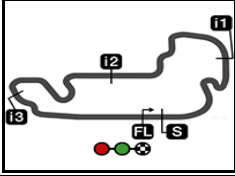
The results are provisional until the end of the limit for protest and appeals and until the ratification of the Event Management Committee.

Time limit for protest expires 60' at the latest after publication of the results - Mr. Time:

These data/results cannot be reproduced, stored and/or transmitted in whole or in part by any manner of electronic, mechanical, photocopying, recording, broadcasting or otherwise now known or herein after developed without the previous express consent by the copyright owner, except for reproduction in daily press and regular printed publications on sale to the public within 60 days of the event related to those data/results and always provided that copyright symbol appears together as follows below.

© DORNA, 2014





RED BULL INDIANAPOLIS GRAND PRIX
Provisional Starting Grid

4170 m.

Race : 25 laps = 104.25 km

9	27 1'38.369 96 Louis ROSSI Kalex	26 1'38.202 88 Ricard CARDUS Tech 3	25 1'38.171 8 Gino REA Suter
10	30 1'38.638 45 Tetsuta NAGASHIMA TSR	29 1'38.505 18 Nicolas TEROL Suter	28 1'38.411 25 Azlan SHAH Kalex
11	33 1'39.129 10 Thitipong WAROKORN Kalex	32 1'39.084 7 Lorenzo BALDASSARRI Suter	31 1'38.680 70 Robin MULHAUSER Suter
12			34 1'39.406 97 Roman RAMOS Speed Up

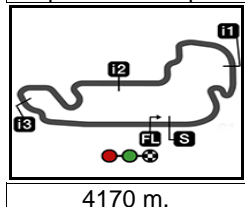
The results are provisional until the end of the limit for protest and appeals and until the ratification of the Event Management Committee.

Time limit for protest expires 60' at the latest after publication of the results - Mr. Time:

These data/results cannot be reproduced, stored and/or transmitted in whole or in part by any manner of electronic, mechanical, photocopying, recording, broadcasting or otherwise now known or herein after developed without the previous express consent by the copyright owner, except for reproduction in daily press and regular printed publications on sale to the public within 60 days of the event related to those data/results and always provided that copyright symbol appears together as follows below.

© DORNA, 2014





RED BULL INDIANAPOLIS GRAND PRIX

After the Qualifying

Event Best Maximum Speed

4170 m.



Rider	Nation Team	Motorcycle	Km/h	
3 Simone CORSI	ITA NGM Forward Racing	KALEX	285.8	Free Practice Nr. 3
11 Sandro CORTESE	GER Dynavolt Intact GP	KALEX	284.9	Free Practice Nr. 2
30 Takaaki NAKAGAMI	JPN IDEMITSU Honda Team Asia	KALEX	283.8	Qualifying
77 Dominique AEGERTER	SWI Technomag carXpert	SUTER	283.7	Qualifying
15 Alex DE ANGELIS	RSM Tasca Racing Moto2	SUTER	283.3	Qualifying
36 Mika KALLIO	FIN Marc VDS Racing Team	KALEX	283.1	Free Practice Nr. 1
53 Esteve RABAT	SPA Marc VDS Racing Team	KALEX	282.8	Free Practice Nr. 3
88 Ricard CARDUS	SPA Tech 3	TECH 3	282.5	Free Practice Nr. 3
40 Maverick VIÑALES	SPA Paginas Amarillas HP 40	KALEX	282.1	Qualifying
2 Josh HERRIN	USA AirAsia Caterham	ERHAM SUTER	282.1	Qualifying
18 Nicolas TEROL	SPA Mapfre Aspar Team Moto2	SUTER	282.0	Qualifying
22 Sam LOWES	GBR Speed Up	SPEED UP	282.0	Qualifying
4 Randy KRUMMENACHER	SWI Octo IodaRacing Team	SUTER	281.5	Qualifying
49 Axel PONS	SPA AGR Team	KALEX	281.5	Free Practice Nr. 1
8 Gino REA	GBR AGT REA Racing	SUTER	281.5	Free Practice Nr. 3
12 Thomas LUTHI	SWI Interwetten Paddock Moto2	SUTER	281.3	Qualifying
94 Jonas FOLGER	GER AGR Team	KALEX	280.8	Qualifying
5 Johann ZARCO	FRA AirAsia Caterham	ERHAM SUTER	280.8	Qualifying
39 Luis SALOM	SPA Paginas Amarillas HP 40	KALEX	280.7	Free Practice Nr. 3
21 Franco MORBIDELLI	ITA Italtrans Racing Team	KALEX	280.4	Free Practice Nr. 3
96 Louis ROSSI	FRA SAG Team	KALEX	280.2	Free Practice Nr. 2
55 Hafizh SYAHRIN	MAL Petronas Raceline Malaysia	KALEX	280.2	Free Practice Nr. 3
19 Xavier SIMEON	BEL Federal Oil Gresini Moto2	SUTER	279.7	Free Practice Nr. 3
25 Azlan SHAH	MAL IDEMITSU Honda Team Asia	KALEX	279.6	Qualifying
81 Jordi TORRES	SPA Mapfre Aspar Team Moto2	SUTER	279.4	Free Practice Nr. 3
23 Marcel SCHROTTER	GER Tech 3	TECH 3	279.3	Qualifying
54 Mattia PASINI	ITA NGM Forward Racing	KALEX	279.1	Free Practice Nr. 1
60 Julian SIMON	SPA Italtrans Racing Team	KALEX	278.6	Free Practice Nr. 1
10 Thitipong WAROKORN	THA APH PTT The Pizza SAG	KALEX	278.6	Qualifying
7 Lorenzo BALDASSARRI	ITA Gresini Moto2	SUTER	278.5	Qualifying
95 Anthony WEST	AUS QMMF Racing Team	SPEED UP	278.5	Free Practice Nr. 2
97 Roman RAMOS	SPA QMMF Racing Team	SPEED UP	277.0	Free Practice Nr. 1
70 Robin MULHAUSER	SWI Technomag carXpert	SUTER	276.2	Free Practice Nr. 3
45 Tetsuta NAGASHIMA	JPN Teluru Team JiR Webike	TSR	276.1	Free Practice Nr. 3

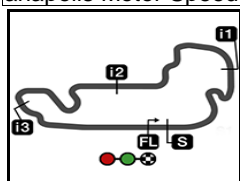
These data/results cannot be reproduced, stored and/or transmitted in whole or in part by any manner of electronic, mechanical, photocopying, recording, broadcasting or otherwise now known or herein after developed without the previous express consent by the copyright owner, except for reproduction in daily press and regular printed publications on sale to the public within 60 days of the event related to those data/results and always provided that copyright symbol appears together as follows below.

© DORNA, 2014

Official MotoGP Timing by TISSOT
www.motogp.com



Indianapolis, Saturday, August 09, 2014



4170 m.

RED BULL INDIANAPOLIS GRAND PRIX

Qualifying

Best Partial Times

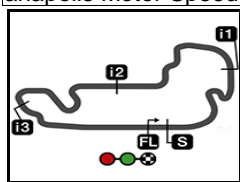
IT Ideal Lap Time, sum of the best partial times

BT Best Lap Time

T1		T2		T3		T4				IT		BT	
Pos	Rider	Time	Rider	Time	Rider	Time	Rider	Time	Pos	Rider	IT	BT	
1	M.KALLIO	25.555	S.CORSI	26.047	E.RABAT	27.138	L.SALOM	17.845	1	M.KALLIO	1'36.790	1'36.883	(1)
2	D.AEGERTER	25.612	J.ZARCO	26.092	M.KALLIO	27.174	J.HERRIN	17.861	2	D.AEGERTER	1'36.935	1'37.209	(3)
3	E.RABAT	25.724	E.RABAT	26.116	D.AEGERTER	27.179	A.DE ANGELIS	17.862	3	E.RABAT	1'36.953	1'37.056	(2)
4	J.ZARCO	25.727	M.KALLIO	26.133	J.ZARCO	27.245	S.CORSI	17.915	4	J.ZARCO	1'37.104	1'37.452	(4)
5	T.NAKAGAMI	25.813	D.AEGERTER	26.155	T.LUTHI	27.282	M.KALLIO	17.928	5	S.CORSI	1'37.264	1'37.456	(5)
6	T.LUTHI	25.816	A.DE ANGELIS	26.178	S.CORTESE	27.301	S.LOWES	17.929	6	T.LUTHI	1'37.350	1'37.582	(9)
7	A.PONS	25.854	M.VIÑALES	26.194	T.NAKAGAMI	27.352	M.VIÑALES	17.943	7	T.NAKAGAMI	1'37.361	1'37.524	(7)
8	M.PASINI	25.854	S.CORTESE	26.210	M.SCHROTTER	27.367	F.MORBIDELLI	17.959	8	M.VIÑALES	1'37.388	1'37.513	(6)
9	M.VIÑALES	25.861	T.NAKAGAMI	26.235	S.LOWES	27.370	T.NAKAGAMI	17.961	9	S.CORTESE	1'37.465	1'37.558	(8)
10	S.CORSI	25.863	T.LUTHI	26.245	M.VIÑALES	27.390	E.RABAT	17.975	10	S.LOWES	1'37.467	1'37.664	(10)
11	J.SIMON	25.870	S.LOWES	26.276	J.SIMON	27.416	H.SYHRIN	17.979	11	L.SALOM	1'37.568	1'37.758	(11)
12	R.KRUMMENAC	25.890	R.KRUMMENAC	26.299	S.CORSI	27.439	J.FOLGER	17.983	12	A.DE ANGELIS	1'37.633	1'38.086	(21)
13	S.LOWES	25.892	L.SALOM	26.306	L.SALOM	27.449	G.REA	17.989	13	M.PASINI	1'37.666	1'37.970	(15)
14	H.SYHRIN	25.893	J.TORRES	26.314	M.PASINI	27.453	D.AEGERTER	17.989	14	A.PONS	1'37.751	1'37.996	(17)
15	F.MORBIDELLI	25.924	A.WEST	26.316	A.PONS	27.464	R.CARDUS	18.001	15	R.KRUMMENAC	1'37.757	1'38.010	(18)
16	S.CORTESE	25.931	A.PONS	26.339	J.FOLGER	27.464	T.LUTHI	18.007	16	F.MORBIDELLI	1'37.787	1'37.913	(13)
17	J.HERRIN	25.942	M.PASINI	26.342	R.KRUMMENAC	27.472	A.SHAH	18.016	17	H.SYHRIN	1'37.804	1'38.083	(20)
18	A.WEST	25.949	X.SIMEON	26.352	X.SIMEON	27.474	M.PASINI	18.017	18	J.TORRES	1'37.851	1'37.891	(12)
19	N.TEROL	25.968	L.ROSSI	26.365	A.WEST	27.477	X.SIMEON	18.020	19	J.SIMON	1'37.878	1'37.949	(14)
20	L.SALOM	25.968	F.MORBIDELLI	26.391	A.DE ANGELIS	27.481	S.CORTESE	18.023	20	X.SIMEON	1'37.883	1'37.981	(16)
21	R.CARDUS	25.972	H.SYHRIN	26.401	G.REA	27.487	J.ZARCO	18.040	21	A.WEST	1'37.884	1'38.106	(22)
22	J.TORRES	25.984	J.SIMON	26.416	J.TORRES	27.511	J.TORRES	18.042	22	J.FOLGER	1'37.900	1'38.062	(19)
23	J.FOLGER	25.994	M.SCHROTTER	26.425	F.MORBIDELLI	27.513	A.PONS	18.094	23	M.SCHROTTE	1'37.926	1'38.130	(24)
24	M.SCHROTTER	26.001	L.BALDASSARRI	26.427	R.CARDUS	27.519	R.KRUMMENAC	18.096	24	R.CARDUS	1'37.931	1'38.202	(26)

These data/results cannot be reproduced, stored and/or transmitted in whole or in part by any manner of electronic, mechanical, photocopying, recording, broadcasting or otherwise now known or herein after developed without the previous express consent by the copyright owner, except for reproduction in daily press and regular printed publications on sale to the public within 60 days of the event related to those data/results and always provided that copyright symbol appears together as follows below.
© DORNA, 2014





4170 m.

RED BULL INDIANAPOLIS GRAND PRIX

Qualifying

Best Partial Times

IT Ideal Lap Time, sum of the best partial times

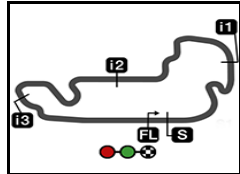
BT Best Lap Time

<i>T1</i>		<i>T2</i>		<i>T3</i>		<i>T4</i>						
<i>Pos</i>	<i>Rider</i>	<i>Time</i>	<i>Rider</i>	<i>Time</i>	<i>Rider</i>	<i>Time</i>	<i>Rider</i>	<i>Time</i>	<i>Pos</i>	<i>Rider</i>	<i>IT</i>	<i>BT</i>
25	T.NAGASHIMA	26.030	R.CARDUS	26.439	H.SYHRIN	27.531	N.TEROL	18.110	25	J.HERRIN	1'37.938	1'38.123 (23)
26	X.SIMEON	26.037	J.HERRIN	26.457	N.TEROL	27.566	M.SCHROTTER	18.133	26	G.REA	1'38.104	1'38.171 (25)
27	A.SHAH	26.037	J.FOLGER	26.459	L.ROSSI	27.591	A.WEST	18.142	27	L.ROSSI	1'38.164	1'38.369 (27)
28	L.ROSSI	26.054	A.SHAH	26.503	R.MULHAUSER	27.613	L.BALDASSARRI	18.148	28	N.TEROL	1'38.220	1'38.505 (29)
29	L.BALDASSARRI	26.076	G.REA	26.526	J.HERRIN	27.678	L.ROSSI	18.154	29	A.SHAH	1'38.411	1'38.411 (28)
30	G.REA	26.102	T.NAGASHIMA	26.530	T.NAGASHIMA	27.753	R.MULHAUSER	18.170	30	L.BALDASSAR	1'38.469	1'39.084 (32)
31	A.DE ANGELIS	26.112	R.MULHAUSER	26.554	R.RAMOS	27.802	J.SIMON	18.176	31	T.NAGASHIMA	1'38.490	1'38.638 (30)
32	R.MULHAUSER	26.218	N.TEROL	26.576	L.BALDASSARRI	27.818	T.NAGASHIMA	18.177	32	R.MULHAUSE	1'38.555	1'38.680 (31)
33	T.WAROKORN	26.256	T.WAROKORN	26.639	T.WAROKORN	27.838	R.RAMOS	18.200	33	T.WAROKORN	1'38.997	1'39.129 (33)
34	R.RAMOS	26.313	R.RAMOS	26.700	A.SHAH	27.855	T.WAROKORN	18.264	34	R.RAMOS	1'39.015	1'39.406 (34)

These data/results cannot be reproduced, stored and/or transmitted in whole or in part by any manner of electronic, mechanical, photocopying, recording, broadcasting or otherwise now known or herein after developed without the previous express consent by the copyright owner, except for reproduction in daily press and regular printed publications on sale to the public within 60 days of the event related to those data/results and always provided that copyright symbol appears together as follows below.
© DORNA, 2014

Official MotoGP Timing by  **TISSOT**
www.motogp.com






4170 m.

RED BULL INDIANAPOLIS GRAND PRIX

Qualifying

Fastest Laps Sequence

<i>Practice Time</i>	 <i>Rider</i>	<i>Nation</i>	<i>Motorcycle</i>	<i>Time</i>	<i>Km/h</i>	<i>Rider's Lap</i>
3'23.604	36 Mika KALLIO	FIN	KALEX	1'38.777	151.9	2
3'25.715	95 Anthony WEST	AUS	SPEED UP	1'38.487	152.4	2
5'00.832	36 Mika KALLIO	FIN	KALEX	1'37.228	154.3	3
6'37.715	36 Mika KALLIO	FIN	KALEX	1'36.883	154.9	4

These data/results cannot be reproduced, stored and/or transmitted in whole or in part by any manner of electronic, mechanical, photocopying, recording, broadcasting or otherwise now known or herein after developed without the previous express consent by the copyright owner, except for reproduction in daily press and regular printed publications on sale to the public within 60 days of the event related to those data/results and always provided that copyright symbol appears together as follows below.

© DORNA, 2014

