

Results and timing service provided by TISSOT

Moto3

HERTZ BRITISH GRAND PRIX

Qualifying Classification



	Rider	Nation	Team	Motorcycle	Time	Lap Total	Gap	Top Speed
1	42 Alex RINS	SPA	Estrella Galicia 0,0	HONDA	2'13.112	12 15		219.3
2	23 Niccolò ANTONELLI	ITA	Junior Team GO&FUN Moto3	KTM	2'13.224	11 13	0.112 0.112	225.7
3	12 Alex MARQUEZ	SPA	Estrella Galicia 0,0	HONDA	2'13.450	12 15	0.338 0.226	221.2
4	33 Enea BASTIANINI	ITA	Junior Team GO&FUN Moto3	KTM	2'13.711	13 13	0.599 0.261	224.5
5	41 Brad BINDER	RSA	Ambrogio Racing	MAHINDRA	2'13.768	11 13	0.656 0.057	224.7
6	10 Alexis MASBOU	FRA	Ongetta-Rivacold	HONDA	2'13.855	7 14	0.743 0.087	225.1
7	44 Miguel OLIVEIRA	POR	Mahindra Racing	MAHINDRA	2'13.888	15 15	0.776 0.033	223.0
8	8 Jack MILLER	AUS	Red Bull KTM Ajo	KTM	2'14.184	6 13	1.072 0.296	221.9
9	32 Isaac VIÑALES	SPA	Calvo Team	KTM	2'14.324	14 14	1.212 0.140	217.3
10	31 Niklas AJO	FIN	Avant Tecno Husqvarna Ajo	HUSQVARNA	2'14.384	15 15	1.272 0.060	216.8
11	58 Juanfran GUEVARA	SPA	Mapfre Aspar Team Moto3	KALEX KTM	2'14.416	3 6	1.304 0.032	224.2
12	52 Danny KENT	GBR	Red Bull Husqvarna Ajo	HUSQVARNA	2'14.500	7 14	1.388 0.084	224.1
13	98 Karel HANIKA	CZE	Red Bull KTM Ajo	KTM	2'14.531	11 14	1.419 0.031	221.3
14	9 Scott DEROUE	NED	RW Racing GP	KALEX KTM	2'14.544	13 15	1.432 0.013	225.7
15	7 Efen VAZQUEZ	SPA	SaxoPrint-RTG	HONDA	2'14.556	12 14	1.444 0.012	228.8
16	84 Jakub KORNFEIL	CZE	Calvo Team	KTM	2'14.686	8 15	1.574 0.130	223.0
17	17 John MCPHEE	GBR	SaxoPrint-RTG	HONDA	2'14.726	8 13	1.614 0.040	221.3
18	21 Francesco BAGNAIA	ITA	SKY Racing Team VR46	KTM	2'14.845	5 14	1.733 0.119	221.9
19	3 Matteo FERRARI	ITA	San Carlo Team Italia	MAHINDRA	2'14.853	11 14	1.741 0.008	220.4
20	38 Hafiq AZMI	MAL	SIC-AJO	KTM	2'14.886	15 15	1.774 0.033	217.3
21	16 Andrea MIGNO	ITA	Mahindra Racing	MAHINDRA	2'14.990	11 15	1.878 0.104	221.4
22	5 Romano FENATI	ITA	SKY Racing Team VR46	KTM	2'15.002	12 12	1.890 0.012	222.4
23	63 Zulfahmi KHAIRUDDIN	MAL	Ongetta-AirAsia	HONDA	2'15.099	11 16	1.987 0.097	222.1
24	19 Alessandro TONUCCI	ITA	CIP	MAHINDRA	2'15.151	8 13	2.039 0.052	219.3
25	65 Philipp OETTL	GER	Interwetten Paddock Moto3	KALEX KTM	2'15.312	13 14	2.200 0.161	220.3
26	99 Jorge NAVARRO	SPA	Marc VDS Racing Team	KALEX KTM	2'15.405	3 12	2.293 0.093	223.6
27	57 Eric GRANADO	BRA	Calvo Team	KTM	2'15.683	8 14	2.571 0.278	217.6
28	13 Jasper IWEMA	NED	KRP Abbink Racing	FTR KTM	2'15.709	3 8	2.597 0.026	223.2
29	51 Bryan SCHOUTEN	NED	CIP	MAHINDRA	2'15.925	12 14	2.813 0.216	222.6
30	55 Andrea LOCATELLI	ITA	San Carlo Team Italia	MAHINDRA	2'15.939	12 15	2.827 0.014	221.9
31	95 Jules DANILO	FRA	Ambrogio Racing	MAHINDRA	2'16.889	7 13	3.777 0.950	223.7
32	66 Joe IRVING	GBR	Redline Motorcycles/KTM UK	KTM	2'16.942	12 14	3.830 0.053	216.8
33	22 Ana CARRASCO	SPA	RW Racing GP	KALEX KTM	2'17.418	12 14	4.306 0.476	220.2
34	4 Gabriel RAMOS	VEN	Kiefer Racing	KALEX KTM	2'18.608	5 14	5.496 1.190	214.4

Not classified

* 43 Luca GRÜNWARD GER Kiefer Racing KALEX KTM

Practice condition: Dry

Air: 16°

Humidity: 74%

Ground: 24°

Fastest Lap:	Lap: 12	Alex RINS	2'13.112	159.5 Km/h
Circuit Record Lap:	2013	Alex RINS	2'14.093	158.3 Km/h
Circuit Best Lap:	2014	Alex RINS	2'13.112	159.5 Km/h

* Have qualified for the race having achieved a time within 107 % of the fastest rider in a free practice session.

The results are provisional until the end of the limit for protest and appeals.

Time limit for protest expires 30' after publication of the results - Mr. Time:

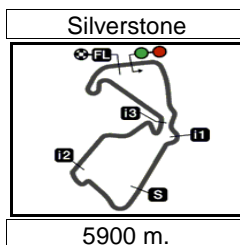
These data/results cannot be reproduced, stored and/or transmitted in whole or in part by any manner of electronic, mechanical, photocopying, recording, broadcasting or otherwise now known or herein after developed without the previous express consent by the copyright owner, except for reproduction in daily press and regular printed publications on sale to the public within 60 days of the event related to those data/results and always provided that copyright symbol appears together as follows below.

© DORNA, 2014

Official MotoGP Timing by TISSOT
www.motogp.com

Silverstone, Saturday, August 30, 2014





Results and timing service provided by **TISSOT**

Moto3

HERTZ BRITISH GRAND PRIX

Qualifying

Top Speed & Average

21A



Rider	Nation	Motorcycle	Top 5 speeds					Average	Top
7 Efen VAZQUEZ	SPA	HONDA	228.8	225.2	224.6	224.4	224.2	225.4	228.8
23 Niccolò ANTONELLI	ITA	KTM	225.7	222.0	221.6	221.2	220.5	222.2	225.7
9 Scott DEROE	NED	KALEX KTM	225.7	222.3	221.3	219.9	219.8	221.8	225.7
10 Alexis MASBOU	FRA	HONDA	225.1	221.4	218.6	218.4	217.9	220.3	225.1
41 Brad BINDER	RSA	MAHINDRA	224.7	222.9	219.1	218.8	215.4	220.2	224.7
33 Enea BASTIANINI	ITA	KTM	224.5	217.7	217.3	217.0	216.9	218.7	224.5
58 Juanfran GUEVARA	SPA	KALEX KTM	224.2	222.2	220.6	219.3	211.8	219.6	224.2
52 Danny KENT	GBR	HUSQVARNA	224.1	221.6	221.3	221.3	219.8	221.6	224.1
95 Jules DANILO	FRA	MAHINDRA	223.7	218.6	217.5	216.8	216.7	218.7	223.7
99 Jorge NAVARRO	SPA	KALEX KTM	223.6	221.9	218.8	217.7	217.0	219.8	223.6
13 Jasper IWEMA	NED	FTR KTM	223.2	222.6	222.4	221.3	216.7	221.2	223.2
44 Miguel OLIVEIRA	POR	MAHINDRA	223.0	221.6	220.8	220.0	218.0	220.7	223.0
84 Jakub KORNFEL	CZE	KTM	223.0	221.4	220.9	219.7	218.5	220.7	223.0
51 Bryan SCHOUTEN	NED	MAHINDRA	222.6	219.7	218.3	215.5	214.8	218.2	222.6
5 Romano FENATI	ITA	KTM	222.4	221.9	214.9	214.4	213.8	217.5	222.4
63 Zulfahmi KHAIRUDDIN	MAL	HONDA	222.1	221.9	219.2	218.8	218.5	220.1	222.1
8 Jack MILLER	AUS	KTM	221.9	219.4	218.5	217.9	217.4	219.0	221.9
21 Francesco BAGNAIA	ITA	KTM	221.9	221.0	219.0	218.6	217.9	219.7	221.9
55 Andrea LOCATELLI	ITA	MAHINDRA	221.9	220.0	216.3	216.1	215.7	218.0	221.9
16 Andrea MIGNO	ITA	MAHINDRA	221.4	218.9	218.8	218.2	216.9	218.8	221.4
17 John MCPHEE	GBR	HONDA	221.3	218.7	218.7	218.7	216.7	218.8	221.3
98 Karel HANIKA	CZE	KTM	221.3	220.4	217.9	217.9	217.3	219.0	221.3
12 Alex MARQUEZ	SPA	HONDA	221.2	219.5	219.1	218.7	218.0	219.3	221.2
3 Matteo FERRARI	ITA	MAHINDRA	220.4	218.8	218.4	217.9	217.0	218.5	220.4
65 Philipp OETTL	GER	KALEX KTM	220.3	219.2	217.8	217.7	216.1	218.2	220.3
22 Ana CARRASCO	SPA	KALEX KTM	220.2	216.9	216.8	215.6	215.5	217.0	220.2
19 Alessandro TONUCCI	ITA	MAHINDRA	219.3	216.6	216.4	216.2	215.8	216.9	219.3
42 Alex RINS	SPA	HONDA	219.3	219.0	217.2	215.1	215.0	216.8	219.3
57 Eric GRANADO	BRA	KTM	217.6	217.3	216.5	216.1	215.4	216.6	217.6
32 Isaac VIÑALES	SPA	KTM	217.3	216.3	215.5	215.4	215.3	215.9	217.3
38 Hafiq AZMI	MAL	KTM	217.3	216.8	216.3	216.2	215.1	216.3	217.3
31 Niklas AJO	FIN	HUSQVARNA	216.8	216.0	214.1	213.0	212.8	214.5	216.8
66 Joe IRVING	GBR	KTM	216.8	215.7	212.8	212.0	211.7	213.8	216.8
4 Gabriel RAMOS	VEN	KALEX KTM	214.4	212.0	211.3	211.0	210.5	211.8	214.4

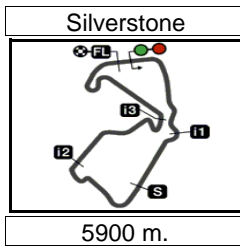
These data/results cannot be reproduced, stored and/or transmitted in whole or in part by any manner of electronic, mechanical, photocopying, recording, broadcasting or otherwise now known or herein after developed without the previous express consent by the copyright owner, except for reproduction in daily press and regular printed publications on sale to the public within 60 days of the event related to those data/results and always provided that copyright symbol appears together as follows below.

© DORNA, 2014

Official MotoGP Timing by TISSOT
www.motogp.com



Silverstone, Saturday, August 30, 2014



Results and timing service provided by TISSOT

Moto3

HERTZ BRITISH GRAND PRIX

Qualifying

Chronological Analysis of Performances

22A

P Crossing the finish line in pit lane		T1 Time from finish line to 1st intermediate		T2 Time from 1st intermed. to 2nd intermed.		T3 Time from 2nd intermed. to 3rd intermed.		T4 Time from 3rd intermediate to finish line					
Lap	Lap Time	T1	T2	T3	T4	Speed	Lap	Lap Time	T1	T2	T3	T4	Speed
1st	42	Alex RINS Estrella Galicia 0,0 SPA			Runs=3 Total laps=15 Full laps=10								
1	3'16.739	1'22.333	45.410	30.759	38.237	211.9							
2	2'14.737	26.487	43.849	29.910	34.491	215.0							
3	2'14.322	26.328	43.786	29.818	34.390	212.6							
4	2'18.786	27.085	46.486	30.452	34.763	202.7							
5	2'14.366	26.255	43.843	29.791	34.477	214.9							
6	2'26.754 P	26.772	45.056	31.222	43.704	210.8							
7	4'34.513	2'39.404	45.638	30.946	38.525	208.5							
8	2'13.579	26.174	43.492	29.648	34.265	219.0							
9	2'13.760	26.146	43.558	29.723	34.333	215.1							
10	2'24.169 P	29.376	44.751	31.001	39.041	209.3							
11	6'33.026	4'32.422	51.919	32.513	36.172	137.0							
12	2'13.112	26.231	43.466	29.486	33.929	217.2							
13	2'37.537	31.460	46.282	31.820	47.975	193.8							
14	2'13.942	26.260	43.559	29.749	34.374	215.0							
15	2'13.539	26.125	43.344	29.947	34.123	219.3							
4th	33	Enea BASTIANINI Junior Team GO&FU ITA			Runs=3 Total laps=13 Full laps=8								
1	5'16.194	3'24.175	46.858	30.761	34.400	197.4							
2	2'14.649	26.424	43.829	30.094	34.302	224.5							
3	2'16.849	26.274	45.293	30.813	34.469	217.3							
4	2'14.288	26.159	43.756	29.990	34.383	217.0							
5	2'33.006 P	27.973	54.136	31.000	39.897	189.3							
6	7'28.735	5'32.445	49.626	32.175	34.489	198.0							
7	2'14.408	26.188	43.809	30.145	34.266	216.9							
8	2'14.127	26.261	43.584	29.820	34.462	217.7							
9	2'23.477 P	29.206	44.935	30.536	38.800	212.7							
10	4'57.024	3'02.271	46.997	32.072	35.684	199.1							
11	2'13.767	26.273	43.594	29.708	34.192	216.6							
12	2'47.882	26.802	57.257	40.249	43.574	165.4							
13	2'13.711	26.404	43.489	29.833	33.985	216.7							
5th	41	Brad BINDER Ambrogio Racing RSA			Runs=3 Total laps=13 Full laps=8								
1	3'05.698	55.653	45.125	36.393	48.527	215.4							
2	2'15.459	26.522	44.100	30.305	34.532	219.1							
3	2'16.062	26.557	44.545	30.270	34.690	212.2							
4	2'27.833	31.968	51.012	30.268	34.585	182.6							
5	2'15.119	26.388	44.149	29.982	34.600	215.1							
6	2'24.506 P	28.184	44.974	31.005	40.343	211.6							
7	8'52.607	6'27.042	1'04.726	45.397	35.442	138.0							
8	2'15.732	26.514	44.204	30.410	34.604	218.8							
9	2'31.874 P	28.432	48.900	31.439	43.103	153.8							
10	5'45.175	3'25.353	57.330	39.462	43.030	140.4							
11	2'13.768	26.210	43.593	29.853	34.112	222.9							
12	2'17.436	26.360	44.525	30.631	35.920	224.7							
13	2'16.383	26.756	44.338	30.181	35.108	212.7							
6th	10	Alexis MASBOU Ongetta-Rivacold FRA			Runs=3 Total laps=14 Full laps=9								
1	2'23.617	31.821	45.560	30.895	35.341	221.4							
2	2'16.390	26.735	44.468	30.350	34.837	217.3							
3	2'15.350	26.536	44.309	30.135	34.370	216.6							
4	2'15.702	26.322	44.418	30.301	34.661	216.3							
5	2'32.906 P	27.706	46.519	37.930	40.751	212.2							
6	5'36.013	3'44.846	45.133	30.658	35.376	218.4							
7	2'13.855	26.319	43.553	29.804	34.179	225.1							
8	2'14.591	26.315	43.807	30.054	34.415	217.9							
9	2'20.042 P	27.656	44.216	30.304	37.866	217.1							
10	7'38.686	4'49.803	52.705	56.454	59.724	165.0							
11	2'26.478	26.858	44.586	34.727	40.307	215.6							
12	2'28.780	26.139	44.121	33.688	44.832	218.6							
13	2'38.806	26.526	50.539	40.174	41.567	206.6							
14	2'18.567	26.368	43.905	31.534	36.760	217.5							
3rd	12	Alex MARQUEZ Estrella Galicia 0,0 SPA			Runs=3 Total laps=15 Full laps=10								
1	3'06.947	53.617	44.601	39.863	48.866	215.0							
2	2'14.241	26.318	43.723	30.006	34.194	219.5							
3	2'27.103	28.375	44.493	30.268	43.967	218.7							
4	2'14.533	26.105	43.875	30.010	34.543	218.0							
5	2'23.482 P	29.641	43.791	30.385	39.665	221.2							
6	5'08.025	3'16.898	44.994	30.897	35.236	215.0							
7	2'13.844	26.124	43.555	29.888	34.277	217.8							
8	2'13.715	26.077	43.683	29.744	34.211	217.8							
9	2'13.839	25.997	43.689	29.856	34.297	215.0							
10	2'21.887 P	26.921	44.600	31.022	39.344	213.5							
11	5'13.050	3'02.984	52.964	32.949	44.153	198.6							
12	2'13.450	25.992	43.620	29.682	34.156	216.2							
13	2'40.792	34.440	47.932	33.034	45.386	182.1							
14	2'33.431	25.925	44.899	38.540	44.067	219.1							
15	2'22.659	26.245	47.021	31.171	38.222	217.5							

Fastest Lap: Alex RINS Estrella Galicia 0,0 SPA **2'13.112** 26.231 43.466 29.486 33.929

These data/results cannot be reproduced, stored and/or transmitted in whole or in part by any manner of electronic, mechanical, photocopying, recording, broadcasting or otherwise now known or herein after developed without the previous express consent by the copyright owner, except for reproduction in daily press and regular printed publications on sale to the public within 60 days of the event related to those data/results and always provided that copyright symbol appears together as follows below.
© DORNA, 2014



Qualifying

Moto3

Lap	Lap Time	T1	T2	T3	T4	Speed	Lap	Lap Time	T1	T2	T3	T4	Speed	
7th	44	Miguel OLIVEIRA				Mahindra Racing	POR							
		Runs=3	Total laps=15	Full laps=10										
1	2'59.185	59.378	45.417	37.101	37.289	213.5	10	2'25.394	P	29.493	44.433	30.663	40.805	213.0
2	2'15.054	26.642	43.901	30.012	34.499	220.0	11	5'22.102		3'26.836	49.112	30.889	35.265	163.4
3	2'15.036	26.558	44.084	30.040	34.354	215.2	12	2'15.229		26.634	43.991	30.013	34.591	210.9
4	2'25.451	32.333	47.937	30.639	34.542	140.5	13	2'14.827		26.450	43.938	30.190	34.249	212.0
5	2'14.086	26.292	43.608	30.011	34.175	221.6	14	2'37.011		29.941	50.132	35.033	41.905	164.6
6	2'19.937	P	26.414	44.666	30.290	38.567	15	2'14.384		26.233	43.831	29.934	34.386	216.8
7	5'27.717		3'36.140	45.458	31.271	34.848								
8	2'14.712		26.497	43.948	29.925	34.342								
9	2'14.605		26.510	43.904	29.900	34.291								
10	2'14.182		26.335	43.644	29.845	34.358								
11	2'19.739	P	26.480	44.067	30.010	39.182								
12	5'09.476		2'56.543	1'05.884	30.733	36.316								
13	2'13.941		26.236	43.454	29.748	34.503								
14	2'20.977		26.548	47.339	32.621	34.469								
15	2'13.888		26.395	43.486	29.947	34.060								
8th	8	Jack MILLER				Red Bull KTM Ajo	AUS							
		Runs=3	Total laps=13	Full laps=8										
1	2'18.614		27.775	45.278	30.680	34.881	1	2'36.697		32.960	49.095	36.661	37.981	221.6
2	2'15.620		26.682	44.264	30.200	34.474	2	2'19.575		27.012	46.983	30.450	35.130	213.7
3	2'16.253		26.752	44.459	30.252	34.790	3	2'16.248		26.816	44.449	30.380	34.603	216.5
4	2'21.342	P	26.665	44.249	30.356	40.072	4	2'15.867		26.606	44.331	30.196	34.734	217.2
5	8'59.037		7'06.916	45.048	32.167	34.906	5	2'25.080	P	26.609	45.381	32.526	40.564	221.3
6	2'14.184		26.399	43.504	29.952	34.329	6	6'17.580		4'26.155	45.129	31.558	34.738	201.6
7	2'16.155		26.501	44.761	30.098	34.795	7	2'14.500		26.442	43.787	30.047	34.224	221.3
8	2'23.759	P	26.532	46.515	31.136	39.576	8	2'15.309		26.517	43.867	30.062	34.863	224.1
9	6'38.979		4'08.523	1'00.277	43.030	47.149	9	2'25.064	P	28.066	44.519	31.723	40.756	219.8
10	2'23.702		26.799	44.224	31.890	40.789	10	6'37.622		4'07.686	1'00.690	45.348	43.898	123.6
11	2'14.633		26.507	43.753	29.998	34.375	11	2'28.897		26.697	44.295	39.579	38.326	212.4
12	2'36.826		30.489	45.412	33.488	47.437	12	2'28.553		26.559	45.046	34.500	42.448	217.1
13	2'16.435		26.504	44.134	30.552	35.245	13	2'36.415		27.527	48.776	37.810	42.302	203.6
							14	2'24.632		26.878	46.735	33.016	38.003	213.5
9th	32	Isaac VIÑALES				Calvo Team	SPA							
		Runs=3	Total laps=14	Full laps=9										
1	3'11.239		1'00.863	45.437	37.614	47.325	1	2'38.004		37.262	45.043	37.108	38.591	215.6
2	2'16.162		26.733	44.385	30.342	34.702	2	2'16.190		26.529	44.245	30.437	34.979	217.3
3	2'19.716		26.726	44.750	30.887	37.353	3	2'19.681		26.564	48.141	30.294	34.682	212.5
4	2'16.396		26.569	44.765	30.372	34.690	4	2'15.697		26.508	44.356	30.208	34.625	214.6
5	2'23.432	P	26.873	44.819	30.487	41.253	5	2'20.942	P	26.780	44.739	31.028	38.395	212.0
6	7'59.991		6'02.931	48.065	34.475	34.520	6	6'19.983		4'29.241	44.687	31.172	34.883	207.8
7	2'15.047		26.440	44.367	29.948	34.292	7	2'14.765		26.630	43.760	30.182	34.193	217.9
8	2'14.779		26.340	44.104	29.898	34.437	8	2'14.718		26.687	43.726	30.063	34.242	220.4
9	2'21.346	P	26.752	44.645	30.299	39.650	9	2'27.525	P	28.155	46.209	31.306	41.855	214.4
10	5'25.205		3'25.410	52.881	31.535	35.379	10	6'37.262		4'33.770	53.589	32.593	37.310	190.4
11	2'14.570		26.451	44.110	29.838	34.171	11	2'14.531		26.451	43.816	29.883	34.381	221.3
12	2'14.741		26.516	43.736	29.953	34.536	12	2'14.584		26.353	43.808	29.979	34.444	213.4
13	2'35.457		28.397	51.287	37.725	38.048	13	2'41.926		30.132	54.434	35.871	41.489	100.9
14	2'14.324		26.349	43.905	29.772	34.298	14	2'20.165		26.504	43.905	30.111	39.645	217.9
10th	31	Niklas AJO				Avant Tecno Husqvar	FIN							
		Runs=3	Total laps=15	Full laps=10										
1	2'18.224		28.059	44.689	30.627	34.849	1	2'24.290		31.712	46.240	31.303	35.035	219.3
2	2'16.113		26.689	44.254	30.339	34.831	2	2'17.681		27.430	44.764	30.779	34.708	225.7
3	2'16.008		26.753	44.084	30.282	34.889	3	2'17.470		26.826	44.790	30.755	35.099	217.6
4	2'16.170		26.621	44.479	30.515	34.555	4	2'17.463		26.883	44.811	30.688	35.081	217.0
5	2'22.180	P	27.571	45.018	30.940	38.651	5	2'22.563	P	26.858	44.475	30.699	40.531	217.5
6	6'41.710		4'50.283	45.100	30.893	35.434	6	5'39.751		3'17.764	1'12.413	33.406	36.168	81.9
7	2'14.684		26.537	43.984	29.940	34.223	7	2'15.880		26.759	44.178	30.527	34.416	221.3
8	2'14.967		26.679	43.718	30.124	34.446	8	2'15.367		26.536	44.061	30.337	34.433	219.8
9	2'15.053		26.311	43.988	30.067	34.687	9	2'15.539		26.453	44.210	30.459	34.417	217.6
							10	2'25.263	P	27.117	47.494	31.535	39.117	215.8
11th	58	Juanfran GUEVARA				Mapfre Aspar Team M	SPA							
		Runs=2	Total laps=7	Full laps=3										
1	3'00.505		54.618	44.963	35.105	45.819	1	3'00.505		54.618	44.963	35.105	45.819	220.6
2	2'16.014		26.881	44.156	30.624	34.353	2	2'16.014		26.881	44.156	30.624	34.353	222.2
3	2'14.416		26.501	43.736	30.368	33.811	3	2'14.416		26.501	43.736	30.368	33.811	224.2
4	2'15.276		26.397	43.797	30.360	34.722	4	2'15.276		26.397	43.797	30.360	34.722	219.3
5	2'32.345	P	30.534	49.609	31.053	41.149	5	2'32.345	P	30.534	49.609	31.053	41.149	209.5
6	7'00.549		4'51.185	54.949	34.719	39.696	6	7'00.549		4'51.185	54.949	34.719	39.696	121.6
	unfinished		26.841					unfinished		26.841				211.8
12th	52	Danny KENT				Red Bull Husqvarna A	GBR							
		Runs=3	Total laps=14	Full laps=9										
1	2'36.697		32.960	49.095	36.661	37.981	1	2'36.697		32.960	49.095	36.661	37.981	221.6
2	2'19.575		27.012	46.983	30.450	35.130	2	2'19.575		27.012	46.983	30.450	35.130	213.7
3	2'16.248		26.816	44.449	30.380	34.603	3	2'16.248		26.816	44.449	30.380	34.603	216.5
4	2'15.867		26.606	44.331	30.196	34.734	4	2'15.867		26.606	44.331	30.196	34.734	217.2
5	2'25.080	P	26.609	45.381	32.526	40.564	5	2'25.080	P	26.609	45.381	32.526	40.564	221.3
6	6'17.580		4'26.155	45.129	31.558	34.738	6	6'17.580		4'26.155	45.129	31.558	34.738	201.6
7	2'14.500		26.442	43.787	30.047	34.224	7	2'14.500		26.442	43.787	30.047	34.224	221.3
8	2'15.309		26.517	43.867	30.062	34.863	8	2'15.309		26.517	43.867	30.062	34.863	224.1
9	2'25.064	P	28.066	44.519	31.723	40.756	9	2'25.064	P	28.066	44.519	31.723	40.756	219.8
10	6'37.622		4'07.686	1'00.690	45.348	43.898	10	6'37.622		4'07.686	1'00.690	45.348	43.898	123.6
11	2'28.897		26.697	44.295	39.579	38.326	11	2'28.897		26.697	44.295	39.579	38.326	212.4
12	2'28.553		26.559	45.046	34.500	42.448	12	2'28.553		26.559	45.046	34.500	42.448	217.1
13	2'36.415		27.527	48.776	37.810	42.302	13	2'36.415		27.527	48.776	37.810	42.302	203.6
14	2'24.632		26.878	46.735	33.016	38.003	14	2'24.632		26.878	46.735	33.016	38.003	213.5

Qualifying

Moto3

Lap	Lap Time	T1	T2	T3	T4	Speed	Lap	Lap Time	T1	T2	T3	T4	Speed
11	5'12.851	3'08.264	47.758	33.142	43.687	205.9	5	2'14.845	26.427	43.883	30.120	34.415	218.6
12	2'21.029	26.949	44.410	30.482	39.188	222.3	6	2'21.845 P	26.979	45.393	30.815	38.658	197.4
13	2'14.544	26.288	43.539	30.282	34.435	219.9	7	6'45.395	4'49.425	46.504	30.559	38.907	198.0
14	2'35.550	27.052	46.378	34.465	47.655	212.2	8	2'15.938	26.713	44.242	30.350	34.633	215.1
15	2'26.498	26.636	44.555	30.340	44.967	217.2	9	2'22.987 P	29.259	44.345	30.366	39.017	221.9
15th 7 Efren VAZQUEZ SaxoPrint-RTG SPA							19th 3 Matteo FERRARI San Carlo Team Italia ITA						
Runs=3 Total laps=14 Full laps=9							Runs=3 Total laps=14 Full laps=9						
1	3'00.721	37.098	48.925	35.381	59.317	185.8	1	3'01.047	32.218	47.703	41.592	59.534	218.4
2	2'15.192	26.954	43.531	30.236	34.471	228.8	2	2'15.891	26.872	44.069	30.299	34.651	220.4
3	2'15.301	26.624	44.025	30.384	34.268	221.4	3	2'15.185	26.455	44.018	30.317	34.395	218.8
4	2'15.244	26.420	43.902	30.362	34.560	224.4	4	2'15.553	26.604	44.001	30.198	34.750	216.2
5	2'23.365	29.748	47.608	31.304	34.705	205.3	5	2'15.501	26.711	43.958	30.213	34.619	216.3
6	2'23.081 P	27.748	45.736	30.725	38.872	200.7	6	2'25.835 P	28.207	47.120	31.180	39.328	205.0
7	5'54.227	3'58.876	46.327	33.698	35.326	207.7	7	6'46.926	4'46.368	50.802	30.704	39.052	161.7
8	2'15.054	26.565	43.988	30.218	34.283	224.6	8	2'16.360	26.793	44.318	30.459	34.790	215.0
9	2'23.623 P	26.400	44.037	32.849	40.337	223.7	9	2'23.118 P	27.323	44.953	31.408	39.434	211.6
10	6'40.332	4'03.520	53.230	46.473	57.109	175.3	10	5'55.372	3'32.384	1'02.787	36.221	43.980	123.8
11	2'24.580	26.825	48.084	32.663	37.008	220.1	11	2'14.853	26.324	44.031	29.982	34.516	217.0
12	2'14.556	26.548	43.646	30.122	34.240	224.2	12	2'16.833	26.438	43.783	31.587	35.025	217.9
13	2'14.878	26.609	43.757	30.301	34.211	225.2	13	2'18.097	26.734	46.069	30.856	34.438	216.0
14	2'23.814	27.709	45.178	32.966	37.961	208.8	14	2'15.582	26.742	43.870	30.158	34.812	214.0
16th 84 Jakub KORNFEL Calvo Team CZE							20th 38 Hafiq AZMI SIC-AJO MAL						
Runs=3 Total laps=15 Full laps=10							Runs=3 Total laps=15 Full laps=10						
1	2'38.878	39.373	46.262	31.119	42.124	213.6	1	2'20.257	29.796	44.903	30.585	34.973	215.1
2	2'16.486	26.820	44.434	30.420	34.812	216.2	2	2'17.130	26.712	44.749	30.559	35.110	214.7
3	2'15.933	26.684	44.264	30.358	34.627	215.1	3	2'17.102	26.889	44.512	30.710	34.991	213.4
4	2'16.379	26.758	44.469	30.344	34.808	214.0	4	2'22.792 P	27.629	46.024	30.950	38.189	212.3
5	2'21.178 P	26.827	44.397	30.555	39.399	213.5	5	5'52.084	3'41.451	55.634	38.373	36.626	144.3
6	5'30.246	3'38.756	45.256	30.791	35.443	218.5	6	2'16.834	26.748	44.647	30.555	34.884	214.5
7	2'14.780	26.367	44.029	30.019	34.365	213.3	7	2'18.781	26.959	46.902	30.352	34.568	181.0
8	2'14.686	26.443	43.695	30.364	34.184	220.9	8	2'16.849	26.737	44.547	30.596	34.969	214.3
9	2'20.117	26.456	43.966	30.151	39.544	213.3	9	2'15.373	26.401	44.094	30.274	34.604	216.8
10	2'20.549 P	26.542	44.174	30.604	39.229	214.2	10	2'25.860 P	31.814	44.540	30.597	38.909	216.3
11	5'13.898	3'16.338	48.200	31.802	37.558	214.9	11	6'01.104	3'31.246	1'05.376	43.223	41.259	114.2
12	2'25.124	26.717	44.266	30.185	43.956	212.9	12	2'15.231	26.586	44.226	30.132	34.287	216.2
13	2'14.889	26.376	43.792	30.020	34.701	219.7	13	2'15.412	26.578	44.193	30.178	34.463	214.7
14	2'36.326	26.877	44.507	35.449	49.493	223.0	14	2'33.605	27.141	49.937	32.738	43.789	181.7
15	2'14.740	26.680	43.673	30.053	34.334	221.4	15	2'14.886	26.380	43.814	30.342	34.350	217.3
17th 17 John MCPHEE SaxoPrint-RTG GBR							21st 16 Andrea MIGNO Mahindra Racing ITA						
Runs=3 Total laps=13 Full laps=8							Runs=3 Total laps=15 Full laps=10						
1	3'08.287	55.072	44.950	36.272	51.993	218.7	1	2'58.322	55.388	45.776	31.726	45.432	212.5
2	2'16.292	26.561	44.512	30.470	34.749	218.7	2	2'16.553	27.051	44.549	30.280	34.673	215.5
3	2'24.067	26.822	44.469	30.233	42.543	216.7	3	2'15.005	26.444	43.883	30.177	34.501	218.2
4	2'14.881	26.377	43.939	30.196	34.369	218.7	4	2'23.553	26.717	49.864	32.452	34.520	170.2
5	2'17.324	28.328	44.133	30.103	34.760	221.3	5	2'15.316	26.507	44.060	30.264	34.485	221.4
6	2'20.289 P	26.375	44.907	30.638	38.369	215.9	6	2'21.233 P	26.859	44.494	30.880	39.000	218.8
7	7'07.925	5'16.281	45.683	31.687	34.274	211.6	7	5'24.308	3'33.541	45.378	30.685	34.704	212.8
8	2'14.726	26.306	44.050	29.942	34.428	216.3	8	2'15.441	26.712	44.093	30.151	34.485	216.9
9	2'20.517 P	27.492	44.297	30.266	38.462	212.3	9	2'15.161	26.453	43.963	30.122	34.623	216.0
10	7'40.517	5'33.373	53.538	37.264	36.342	124.0	10	2'15.483	26.412	43.747	31.018	34.306	218.9
11	2'18.745	30.847	43.860	29.984	34.054	213.2	11	2'14.990	26.262	43.997	30.237	34.494	214.2
12	2'35.634	26.880	48.170	34.375	46.209	173.8	12	2'25.638 P	27.296	47.021	31.234	40.087	208.8
13	2'15.593	26.658	44.231	30.306	34.398	216.3	13	4'21.638	2'12.408	49.393	40.172	39.665	205.9
18th 21 Francesco BAGNAI SKY Racing Team V ITA							14 2'15.826 26.780 44.397 30.135 34.514 215.0						
Runs=3 Total laps=14 Full laps=9							15 2'15.899 26.528 44.365 30.342 34.664 213.6						
1	3'05.215	56.453	48.519	34.050	46.193	203.1							
2	2'15.912	26.734	44.189	30.393	34.596	221.0							
3	2'16.098	26.876	44.340	30.336	34.546	217.9							
4	2'15.945	27.339	43.923	30.146	34.537	219.0							

Fastest Lap: Alex RINS Estrella Galicia 0,0 SPA **2'13.112** 26.231 43.466 29.486 33.929

These data/results cannot be reproduced, stored and/or transmitted in whole or in part by any manner of electronic, mechanical, photocopying, recording, broadcasting or otherwise now known or herein after developed without the previous express consent by the copyright owner, except for reproduction in daily press and regular printed publications on sale to the public within 60 days of the event related to those data/results and always provided that copyright symbol appears together as follows below.
© DORNA, 2014



Qualifying

Moto3

Lap	Lap Time	T1	T2	T3	T4	Speed	Lap	Lap Time	T1	T2	T3	T4	Speed
22nd	5	Romano FENATI SKY Racing Team V ITA					11	5'37.062	3'42.858	46.165	32.363	35.676	207.7
		Runs=3 Total laps=12 Full laps=7					12	2'15.654	26.539	44.121	30.534	34.460	220.3
1	3'05.063	1'13.705	45.823	30.589	34.946	208.6	13	2'15.312	26.562	44.066	30.119	34.565	215.8
2	2'16.018	26.596	44.381	30.388	34.653	214.9	14	2'19.258	27.731	45.562	30.913	35.052	196.9
3	2'16.074	27.102	43.907	30.258	34.807	222.4	26th 99 Jorge NAVARRO Marc VDS Racing Tea SPA						
4	2'15.961	26.493	44.444	30.173	34.851	214.4	Runs=3 Total laps=13 Full laps=7						
5	2'27.134 P	26.642	44.119	34.821	41.552	221.9	1	2'23.794	32.033	45.462	30.986	35.313	221.9
6	8'23.301	6'32.513	45.545	30.407	34.836	207.3	2	2'16.271	27.054	44.226	30.448	34.543	223.6
7	2'16.234	26.543	44.368	30.294	35.029	212.7	3	2'15.405	26.755	44.120	30.242	34.288	218.8
8	2'25.633 P	28.290	46.943	31.572	38.828	193.2	4	2'19.803	26.880	45.440	32.331	35.152	212.2
9	9'45.520	7'55.845	44.848	30.246	34.581	212.2	5	2'25.706 P	27.130	45.399	30.769	42.408	213.1
10	2'21.144	28.250	44.364	30.080	38.450	213.8	6	8'07.473	6'17.600	45.409	30.283	34.181	209.1
11	2'15.348	26.327	44.248	30.131	34.642	212.8	7	2'15.838	26.610	44.156	30.293	34.779	217.0
12	2'15.002	26.279	44.124	29.973	34.626	212.6	8	2'16.826	27.396	44.482	30.310	34.638	215.7
23rd 63 Zulfahmi KHAIRUD Ongetta-AirAsia MAL							9	2'16.071	26.993	44.122	30.234	34.722	216.1
Runs=2 Total laps=16 Full laps=13							10	2'24.018 P	27.263	46.773	30.255	39.727	171.6
1	2'23.403	31.498	45.131	31.333	35.441	216.6	11	4'57.276	2'57.155	46.775	32.381	40.965	198.6
2	2'16.902	27.288	44.535	30.583	34.496	221.9	12	2'24.338	29.875	45.934	33.830	34.699	197.7
3	2'15.512	26.829	44.113	30.419	34.251	222.1	unfinished 26.576 217.7						
4	2'17.140	26.668	45.015	30.483	34.974	215.0	27th 57 Eric GRANADO Calvo Team BRA						
5	2'30.129 P	32.773	45.413	31.432	40.511	215.8	Runs=3 Total laps=14 Full laps=9						
6	5'45.317	3'54.672	45.308	30.582	34.755	216.6	1	2'26.006	29.930	45.619	30.896	39.561	214.1
7	2'16.187	26.661	44.428	30.333	34.765	218.5	2	2'16.943	27.270	44.578	30.488	34.607	213.5
8	2'20.081	30.947	44.430	30.402	34.302	214.2	3	2'16.489	26.763	44.364	30.627	34.735	216.1
9	2'16.004	26.647	44.335	30.390	34.632	216.0	4	2'18.942	28.620	44.654	30.586	35.082	212.3
10	2'20.502	26.932	46.639	32.150	34.781	215.0	5	2'21.963 P	26.765	44.438	30.463	40.297	213.5
11	2'15.099	26.742	43.900	30.067	34.390	218.8	6	5'38.366	3'46.956	45.811	30.789	34.810	209.9
12	2'49.363	27.228	51.146	42.375	48.614	211.7	7	2'15.743	26.932	44.334	30.062	34.415	215.4
13	2'28.329	27.057	45.392	37.264	38.616	196.5	8	2'15.683	26.507	44.287	30.243	34.646	214.2
14	2'27.732	26.687	44.498	30.964	45.583	217.6	9	2'20.461 P	27.079	44.085	30.067	39.230	217.6
15	2'36.976	27.105	47.186	30.840	51.845	208.8	10	7'37.120	5'33.673	50.931	31.929	40.587	211.1
16	2'15.839	26.611	44.159	30.360	34.709	219.2	11	2'15.811	26.773	44.142	30.289	34.607	216.5
24th 19 Alessandro TONUC CIP ITA							12	2'20.746	26.616	44.480	30.298	39.352	211.2
Runs=3 Total laps=13 Full laps=8							13	2'16.186	26.781	44.344	30.336	34.725	217.3
1	2'57.315	37.545	48.854	34.362	56.554	185.8	14	2'15.712	26.538	44.377	30.239	34.558	210.8
2	2'19.517	29.267	44.521	30.908	34.821	214.7	28th 13 Jasper IWEMA KRP Abbink Racing NED						
3	2'15.332	26.292	44.035	30.457	34.548	219.3	Runs=2 Total laps=9 Full laps=5						
4	2'15.366	26.357	43.998	30.281	34.730	216.6	1	2'23.885	32.383	45.276	30.945	35.281	223.2
5	2'15.505	26.554	44.006	30.312	34.633	215.8	2	2'16.572	27.117	44.463	30.626	34.366	222.6
6	2'28.463 P	29.186	46.139	33.917	39.221	201.3	3	2'15.709	26.847	44.113	30.370	34.379	222.4
7	5'25.434	3'34.221	45.055	31.151	35.007	213.6	unfinished 26.529 44.902 30.817 216.3						
8	2'15.151	26.446	44.144	30.175	34.386	216.2	4	23'48.278	59.960	1'05.306	41.696	207.0	
9	2'22.379 P	26.436	43.993	30.272	41.678	216.4	5	3'19.879	1'02.835	1'00.054	37.002	39.988	147.9
10	9'18.545	6'49.755	1'07.213	45.946	35.631	72.1	6	2'18.677	26.837	44.367	30.582	36.891	215.0
11	2'15.312	26.576	43.962	30.344	34.430	214.1	7	2'16.473	26.595	44.620	30.388	34.870	221.3
12	2'15.792	26.547	44.283	30.043	34.919	209.8	8	2'16.807	26.594	44.636	30.496	35.081	216.7
13	2'16.070	26.732	44.168	30.393	34.777	209.7	29th 51 Bryan SCHOUTEN CIP NED						
Runs=3 Total laps=14 Full laps=9							1	2'24.048	31.194	45.677	31.125	36.052	211.3
1	2'50.202	53.767	44.905	34.358	37.172	216.1	2	2'16.867	27.097	44.472	30.721	34.577	222.6
2	2'17.345	27.001	44.618	30.793	34.933	215.2	3	2'15.552	26.697			34.503	218.3
3	2'16.845	26.995	44.568	30.543	34.739	214.4	4	2'17.110	26.462	44.919	30.925	34.804	214.8
4	2'24.076	29.663	48.122	31.578	34.713	194.9	5	2'21.724 P	27.258	45.232	30.769	38.465	208.5
5	2'15.786	26.708	44.146	30.327	34.605	219.2	6	5'59.510	4'03.032	45.562	31.427	39.489	211.8
6	2'27.165 P	26.999	46.535	31.705	41.926	196.0	7	2'16.954	26.760	44.751	30.517	34.926	210.2
7	6'43.919	4'48.042	46.451	30.843	38.583	200.2	8	2'19.603	27.582	45.602	30.836	35.583	207.3
8	2'16.136	26.855	44.263	30.319	34.699	217.8	9	2'16.737	26.599	44.321	30.594	35.223	214.0
9	2'19.516	28.921	44.686	30.776	35.133	217.7	10	2'20.759 P	26.814	44.592	31.331	38.022	210.6
10	2'25.257 P	26.838	44.403	30.818	43.198	213.9	11	7'05.046	4'31.970	51.847	51.558	49.671	166.8

Fastest Lap: Alex RINS Estrella Galicia 0,0 SPA **2'13.112** 26.231 43.466 29.486 33.929

These data/results cannot be reproduced, stored and/or transmitted in whole or in part by any manner of electronic, mechanical, photocopying, recording, broadcasting or otherwise now known or herein after developed without the previous express consent by the copyright owner, except for reproduction in daily press and regular printed publications on sale to the public within 60 days of the event related to those data/results and always provided that copyright symbol appears together as follows below.
© DORNA, 2014



Qualifying

Moto3

Lap	Lap Time	T1	T2	T3	T4	Speed	Lap	Lap Time	T1	T2	T3	T4	Speed
12	2'15.925	26.757	44.198	30.413	34.557	219.7	7	2'18.014	27.001	45.379	30.811	34.823	212.5
13	2'31.387	26.815	48.185	36.460	39.927	210.8	8	2'18.736	27.148	45.245	30.941	35.402	213.7
14	2'16.185	26.962	44.355	30.345	34.523	215.5	9	2'23.286 P	27.338	44.995	30.637	40.316	212.8

30th 55 **Andrea LOCATELLI** San Carlo Team Italia ITA
Runs=2 Total laps=15 Full laps=12

1	2'37.234	32.635	45.992	40.384	38.223	221.9
2	2'17.009	26.861	44.563	30.697	34.888	215.1
3	2'17.489	26.740	45.627	30.328	34.794	215.7
4	2'16.147	26.768	44.381	30.218	34.780	216.1
5	2'16.713	26.890	44.385	30.448	34.990	214.7
6	2'44.618 P	28.706	54.544	37.260	44.108	153.9
7	6'50.731	4'54.047	47.672	31.900	37.112	198.6
8	2'15.214	26.557			34.625	220.0
9	2'18.461	26.950	46.125	30.686	34.700	193.1
10	3'02.244	27.997	51.622	39.680	1'02.945	173.2
11	2'48.495	27.833	50.890	34.843	54.929	207.8
12	2'15.939	26.666	44.252	30.321	34.700	216.3
13	2'15.993	26.396	44.410	30.383	34.804	212.0
14	2'35.661	28.460	48.941	37.371	40.889	181.7
15	2'16.749	26.766	44.711	30.493	34.779	210.1

31st 95 **Jules DANILO** Ambrogio Racing FRA
Runs=3 Total laps=13 Full laps=8

1	4'41.869	1'49.571	1'34.176	34.162	43.960	71.6
2	2'17.937	27.325	44.763	30.990	34.859	217.5
3	2'17.301	27.101	44.749	30.678	34.773	216.8
4	2'17.240	27.225	44.602	30.654	34.759	216.6
5	2'22.235 P	27.347	45.080	30.632	39.176	213.8
6	7'22.440	5'27.200	47.225	31.039	36.976	197.2
7	2'16.889	27.051	44.814	30.493	34.531	215.8
8	2'17.370	26.920	44.881	30.565	35.004	216.7
9	2'25.355 P	27.281	45.678	31.571	40.825	212.0
10	5'47.759	3'33.788	56.294	39.333	38.344	129.9
11	2'16.721	26.644			35.024	218.6
12	2'17.093	26.785	45.026	30.616	34.666	223.7
13	2'18.170	28.789	44.495	30.283	34.603	216.5

32nd 66 **Joe IRVING** Redline Motorcycles/K GBR
Runs=4 Total laps=14 Full laps=7

1	3'42.907	1'47.290	46.811	32.453	36.353	207.0
2	2'18.395	27.325	45.028	30.798	35.244	212.8
3	2'18.067	27.338	44.782	30.875	35.072	212.0
4	2'39.746 P	29.026	49.322	34.070	47.328	189.3
5	2'54.155	52.856	51.296	33.441	36.562	164.4
6	2'19.077	27.344	45.154	31.086	35.493	209.9
7	2'30.608 P	27.881	46.515	31.579	44.633	207.6
8	6'42.878	4'49.017	46.284	31.569	36.008	211.7
9	2'52.632 P	31.807	56.660	36.244	47.921	144.4
10	2'52.751	51.500	48.537	35.437	37.277	187.7
11	2'42.427	31.841	53.402	39.728	37.456	138.8
12	2'16.942	26.828	44.908	30.488	34.718	216.8
13	2'17.607	26.848	44.978	30.664	35.117	215.7
14	2'31.030	28.881	46.653	35.371	40.125	205.9

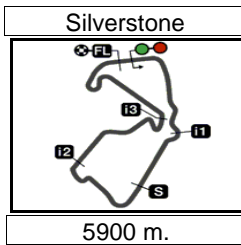
33rd 22 **Ana CARRASCO** RW Racing GP SPA
Runs=3 Total laps=14 Full laps=9

1	2'24.266	30.265	46.019	31.855	36.127	216.8
2	2'18.613	27.198	44.978	31.230	35.207	220.2
3	2'18.651	27.215	45.017	31.034	35.385	216.9
4	2'22.997 P	27.055	45.216	31.188	39.538	215.5
5	5'45.047	3'46.403	47.519	34.553	36.572	208.8
6	2'17.915	26.899	45.033	30.716	35.267	215.2

Fastest Lap: Alex RINS Estrella Galicia 0,0 SPA **2'13.112** 26.231 43.466 29.486 33.929

These data/results cannot be reproduced, stored and/or transmitted in whole or in part by any manner of electronic, mechanical, photocopying, recording, broadcasting or otherwise now known or herein after developed without the previous express consent by the copyright owner, except for reproduction in daily press and regular printed publications on sale to the public within 60 days of the event related to those data/results and always provided that copyright symbol appears together as follows below.
© DORNA, 2014





Results and timing service provided by TISSOT

Moto3

HERTZ BRITISH GRAND PRIX
Provisional Starting Grid

23

Race : 17 laps = 100.3 km



1	1 2'13.112 42 Alex RINS Honda	2 2'13.224 23 Niccolò ANTONELLI KTM	3 2'13.450 12 Alex MARQUEZ Honda
2	4 2'13.711 33 Enea BASTIANINI KTM	5 2'13.768 41 Brad BINDER Mahindra	6 2'13.855 10 Alexis MASBOU Honda
3	7 2'13.888 44 Miguel OLIVEIRA Mahindra	8 2'14.184 8 Jack MILLER KTM	9 2'14.324 32 Isaac VIÑALES KTM
4	10 2'14.384 31 Niklas AJO Husqvarna	11 2'14.416 58 Juanfran GUEVARA Kalex KTM	12 2'14.500 52 Danny KENT Husqvarna
5	13 2'14.531 98 Karel HANIKA KTM	14 2'14.544 9 Scott DEROUE Kalex KTM	15 2'14.556 7 Efen VAZQUEZ Honda
6	16 2'14.686 84 Jakub KORNFEIL KTM	17 2'14.726 17 John MCPHEE Honda	18 2'14.845 21 Francesco BAGNAIA KTM
7	19 2'14.853 3 Matteo FERRARI Mahindra	20 2'14.886 38 Hafiq AZMI KTM	21 2'14.990 16 Andrea MIGNO Mahindra
8	22 2'15.002 5 Romano FENATI KTM	23 2'15.099 63 Zulfahmi KHAIRUDDIN Honda	24 2'15.151 19 Alessandro TONUCCI Mahindra

The results are provisional until the end of the limit for protest and appeals and until the ratification of the Event Management Committee.

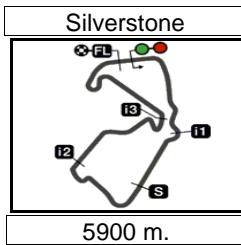
Time limit for protest expires 60' at the latest after publication of the results - Mr. Time:

These data/results cannot be reproduced, stored and/or transmitted in whole or in part by any manner of electronic, mechanical, photocopying, recording, broadcasting or otherwise now known or herein after developed without the previous express consent by the copyright owner, except for reproduction in daily press and regular printed publications on sale to the public within 60 days of the event related to those data/results and always provided that copyright symbol appears together as follows below.

© DORNA, 2014

Official MotoGP Timing by TISSOT
 www.motogp.com





Results and timing service provided by TISSOT

Moto3

23

HERTZ BRITISH GRAND PRIX
Provisional Starting Grid

Race : 17 laps = 100.3 km

9	25 2'15.312 65 Philipp OETTL Kalex KTM	26 2'15.405 99 Jorge NAVARRO Kalex KTM	27 2'15.683 57 Eric GRANADO KTM
10	28 2'15.709 13 Jasper IWEMA FTR KTM	29 2'15.925 51 Bryan SCHOUTEN Mahindra	30 2'15.939 55 Andrea LOCATELLI Mahindra
11	31 2'16.889 95 Jules DANILO Mahindra	32 2'16.942 66 Joe IRVING KTM	33 2'17.418 22 Ana CARRASCO Kalex KTM
12	34 2'18.608 4 Gabriel RAMOS Kalex KTM	35 43 Luca GRÜNWARD Kalex KTM	

The results are provisional until the end of the limit for protest and appeals and until the ratification of the Event Management Committee.

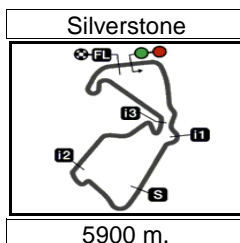
Time limit for protest expires 60' at the latest after publication of the results - Mr. Time:

These data/results cannot be reproduced, stored and/or transmitted in whole or in part by any manner of electronic, mechanical, photocopying, recording, broadcasting or otherwise now known or herein after developed without the previous express consent by the copyright owner, except for reproduction in daily press and regular printed publications on sale to the public within 60 days of the event related to those data/results and always provided that copyright symbol appears together as follows below.

© DORNA, 2014

Official MotoGP Timing by TISSOT
www.motogp.com





Results and timing service provided by **TISSOT**

Moto3

HERTZ BRITISH GRAND PRIX

After the Qualifying

Event Best Maximum Speed



<i>Rider</i>	<i>Nation Team</i>	<i>Motorcycle</i>	<i>Km/h</i>	
7 Efren VAZQUEZ	SPA SaxoPrint-RTG	HONDA	228.8	Qualifying
17 John MCPHEE	GBR SaxoPrint-RTG	HONDA	226.5	Free Practice Nr. 3
58 Juanfran GUEVARA	SPA Mapfre Aspar Team Moto3	KALEX KTM	226.0	Free Practice Nr. 2
9 Scott DEROUÉ	NED RW Racing GP	KALEX KTM	225.7	Qualifying
23 Niccolò ANTONELLI	ITA Junior Team GO&FUN Moto3	KTM	225.7	Qualifying
10 Alexis MASBOU	FRA Ongetta-Rivacold	HONDA	225.1	Qualifying
33 Enea BASTIANINI	ITA Junior Team GO&FUN Moto3	KTM	224.8	Free Practice Nr. 1
41 Brad BINDER	RSA Ambrogio Racing	MAHINDRA	224.7	Qualifying
21 Francesco BAGNAIA	ITA SKY Racing Team VR46	KTM	224.5	Free Practice Nr. 3
12 Alex MARQUEZ	SPA Estrella Galicia 0,0	HONDA	224.2	Free Practice Nr. 3
52 Danny KENT	GBR Red Bull Husqvarna Ajo	HUSQVARNA	224.1	Qualifying
95 Jules DANILLO	FRA Ambrogio Racing	MAHINDRA	223.7	Qualifying
16 Andrea MIGNO	ITA Mahindra Racing	MAHINDRA	223.6	Free Practice Nr. 3
99 Jorge NAVARRO	SPA Marc VDS Racing Team	KALEX KTM	223.6	Qualifying
13 Jasper IWEMA	NED KRP Abbink Racing	FTR KTM	223.2	Qualifying
32 Isaac VIÑALES	SPA Calvo Team	KTM	223.1	Free Practice Nr. 3
44 Miguel OLIVEIRA	POR Mahindra Racing	MAHINDRA	223.0	Qualifying
84 Jakub KORNFEIL	CZE Calvo Team	KTM	223.0	Qualifying
31 Niklas AJO	FIN Avant Tecno Husqvarna Ajo	HUSQVARNA	222.6	Free Practice Nr. 1
51 Bryan SCHOUTEN	NED CIP	MAHINDRA	222.6	Qualifying
5 Romano FENATI	ITA SKY Racing Team VR46	KTM	222.4	Qualifying
63 Zulfahmi KHAIRUDDIN	MAL Ongetta-AirAsia	HONDA	222.1	Qualifying
8 Jack MILLER	AUS Red Bull KTM Ajo	KTM	221.9	Qualifying
55 Andrea LOCATELLI	ITA San Carlo Team Italia	MAHINDRA	221.9	Qualifying
57 Eric GRANADO	BRA Calvo Team	KTM	221.3	Free Practice Nr. 3
98 Karel HANIKA	CZE Red Bull KTM Ajo	KTM	221.3	Qualifying
19 Alessandro TONUCCI	ITA CIP	MAHINDRA	220.9	Free Practice Nr. 3
3 Matteo FERRARI	ITA San Carlo Team Italia	MAHINDRA	220.7	Free Practice Nr. 3
65 Philipp OETTL	GER Interwetten Paddock Moto3	KALEX KTM	220.3	Qualifying
22 Ana CARRASCO	SPA RW Racing GP	KALEX KTM	220.2	Qualifying
4 Gabriel RAMOS	VEN Kiefer Racing	KALEX KTM	219.5	Free Practice Nr. 2
66 Joe IRVING	GBR Redline Motorcycles/KTM UK	KTM	219.4	Free Practice Nr. 3
42 Alex RINS	SPA Estrella Galicia 0,0	HONDA	219.3	Qualifying
38 Hafiq AZMI	MAL SIC-AJO	KTM	217.8	Free Practice Nr. 1
43 Luca GRÜNWARD	GER Kiefer Racing	KALEX KTM	214.1	Free Practice Nr. 1

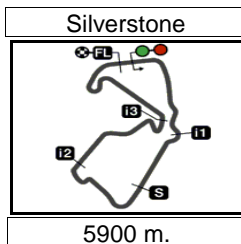
These data/results cannot be reproduced, stored and/or transmitted in whole or in part by any manner of electronic, mechanical, photocopying, recording, broadcasting or otherwise now known or herein after developed without the previous express consent by the copyright owner, except for reproduction in daily press and regular printed publications on sale to the public within 60 days of the event related to those data/results and always provided that copyright symbol appears together as follows below.

© DORNA, 2014

Official MotoGP Timing by TISSOT
www.motogp.com



Silverstone, Saturday, August 30, 2014



Results and timing service provided by **TISSOT**

Moto3

HERTZ BRITISH GRAND PRIX

Qualifying

Best Partial Times

IT Ideal Lap Time, sum of the best partial times

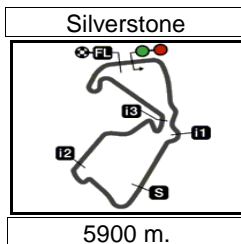
BT Best Lap Time

T1		T2		T3		T4				IT	BT	
Pos	Rider	Time	Rider	Time	Rider	Time	Rider	Time	Pos	Rider	IT	BT
1	A.MARQUEZ	25.925	N.ANTONELLI	43.258	A.RINS	29.486	J.GUEVARA	33.811	1	A.RINS	2'12.884	2'13.112 (1)
2	N.ANTONELLI	26.063	A.RINS	43.344	A.MARQUEZ	29.682	A.RINS	33.929	2	N.ANTONELLI	2'13.209	2'13.224 (2)
3	A.RINS	26.125	M.OLIVEIRA	43.454	E.BASTIANINI	29.708	E.BASTIANINI	33.985	3	A.MARQUEZ	2'13.318	2'13.450 (3)
4	A.MASBOU	26.139	E.BASTIANINI	43.489	M.OLIVEIRA	29.748	J.MCPHEE	34.054	4	E.BASTIANINI	2'13.341	2'13.711 (4)
5	E.BASTIANINI	26.159	J.MILLER	43.504	I.VIÑALES	29.772	N.ANTONELLI	34.060	5	M.OLIVEIRA	2'13.498	2'13.888 (7)
6	B.BINDER	26.210	E.VAZQUEZ	43.531	A.MASBOU	29.804	M.OLIVEIRA	34.060	6	A.MASBOU	2'13.675	2'13.855 (6)
7	N.AJO	26.233	S.DEROUE	43.539	N.ANTONELLI	29.828	B.BINDER	34.112	7	B.BINDER	2'13.768	2'13.768 (5)
8	M.OLIVEIRA	26.236	A.MASBOU	43.553	B.BINDER	29.853	A.MARQUEZ	34.156	8	I.VIÑALES	2'14.019	2'14.324 (9)
9	A.MIGNO	26.262	A.MARQUEZ	43.555	K.HANIKA	29.883	I.VIÑALES	34.171	9	N.AJO	2'14.108	2'14.384 (10)
10	R.FENATI	26.279	B.BINDER	43.593	N.AJO	29.934	A.MASBOU	34.179	10	K.HANIKA	2'14.155	2'14.531 (13)
11	S.DEROUE	26.288	J.KORNFEIL	43.673	J.MCPHEE	29.942	J.KORNFEIL	34.184	11	J.MCPHEE	2'14.162	2'14.726 (17)
12	A.TONUCCI	26.292	N.AJO	43.718	F.BAGNAIA	29.946	K.HANIKA	34.193	12	J.MILLER	2'14.184	2'14.184 (8)
13	J.MCPHEE	26.306	K.HANIKA	43.726	J.MILLER	29.952	E.VAZQUEZ	34.211	13	J.KORNFEIL	2'14.243	2'14.686 (16)
14	M.FERRARI	26.324	I.VIÑALES	43.736	R.FENATI	29.973	N.AJO	34.223	14	E.VAZQUEZ	2'14.264	2'14.556 (15)
15	I.VIÑALES	26.340	J.GUEVARA	43.736	M.FERRARI	29.982	D.KENT	34.224	15	J.GUEVARA	2'14.304	2'14.416 (11)
16	K.HANIKA	26.353	A.MIGNO	43.747	J.KORNFEIL	30.019	Z.KHAIRUDDIN	34.251	16	A.MIGNO	2'14.437	2'14.990 (21)
17	J.KORNFEIL	26.367	M.FERRARI	43.783	A.TONUCCI	30.043	H.AZMI	34.287	17	M.FERRARI	2'14.484	2'14.853 (19)
18	H.AZMI	26.380	D.KENT	43.787	D.KENT	30.047	J.NAVARRO	34.288	18	D.KENT	2'14.500	2'14.500 (12)
19	F.BAGNAIA	26.382	H.AZMI	43.814	E.GRANADO	30.062	A.MIGNO	34.306	19	S.DEROUE	2'14.525	2'14.544 (14)
20	A.LOCATELLI	26.396	J.MCPHEE	43.860	Z.KHAIRUDDIN	30.067	F.BAGNAIA	34.323	20	F.BAGNAIA	2'14.534	2'14.845 (18)
21	J.GUEVARA	26.397	F.BAGNAIA	43.883	P.OETTL	30.119	J.MILLER	34.329	21	H.AZMI	2'14.613	2'14.886 (20)
22	J.MILLER	26.399	Z.KHAIRUDDIN	43.900	E.VAZQUEZ	30.122	J.IWEMA	34.366	22	A.TONUCCI	2'14.683	2'15.151 (24)
23	E.VAZQUEZ	26.400	R.FENATI	43.907	A.MIGNO	30.122	A.TONUCCI	34.386	23	R.FENATI	2'14.785	2'15.002 (22)
24	D.KENT	26.442	A.TONUCCI	43.962	H.AZMI	30.132	M.FERRARI	34.395	24	Z.KHAIRUDDIN	2'14.829	2'15.099 (23)

These data/results cannot be reproduced, stored and/or transmitted in whole or in part by any manner of electronic, mechanical, photocopying, recording, broadcasting or otherwise now known or herein after developed without the previous express consent by the copyright owner, except for reproduction in daily press and regular printed publications on sale to the public within 60 days of the event related to those data/results and always provided that copyright symbol appears together as follows below.
© DORNA, 2014

Official MotoGP Timing by **TISSOT**
www.motogp.com





Results and timing service provided by **TISSOT**

HERTZ BRITISH GRAND PRIX

Qualifying

Best Partial Times

Moto3

IT Ideal Lap Time, sum of the best partial times

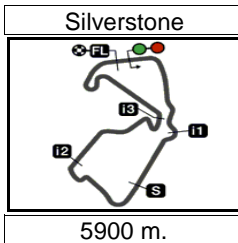
BT Best Lap Time

T1		T2		T3		T4						
<i>Pos</i>	<i>Rider</i>	<i>Time</i>	<i>Rider</i>	<i>Time</i>	<i>Rider</i>	<i>Time</i>	<i>Rider</i>	<i>Time</i>	<i>Pos</i>	<i>Rider</i>	<i>IT</i>	<i>BT</i>
25	B.SCHOUTEN	26.462	P.OETTL	44.066	A.LOCATELLI	30.218	E.GRANADO	34.415	25	E.GRANADO	2'15.069	2'15.683 (27)
26	E.GRANADO	26.507	E.GRANADO	44.085	J.NAVARRO	30.234	S.DEROUE	34.416	26	P.OETTL	2'15.184	2'15.312 (25)
27	J.IWEMA	26.529	J.IWEMA	44.113	S.DEROUE	30.282	P.OETTL	34.460	27	J.NAVARRO	2'15.218	2'15.405 (26)
28	P.OETTL	26.539	J.NAVARRO	44.120	J.DANILO	30.283	B.SCHOUTEN	34.523	28	J.IWEMA	2'15.378	2'15.709 (28)
29	J.NAVARRO	26.576	B.SCHOUTEN	44.198	B.SCHOUTEN	30.345	J.DANILO	34.531	29	B.SCHOUTEN	2'15.528	2'15.925 (29)
30	Z.KHAIRUDDIN	26.611	A.LOCATELLI	44.252	J.GUEVARA	30.360	R.FENATI	34.626	30	A.LOCATELLI	2'15.566	2'15.939 (30)
31	J.DANILO	26.644	J.DANILO	44.495	J.IWEMA	30.370	A.LOCATELLI	34.700	31	J.DANILO	2'15.953	2'16.889 (31)
32	A.CARRASCO	26.750	J.IRVING	44.782	J.IRVING	30.488	J.IRVING	34.718	32	J.IRVING	2'16.816	2'16.942 (32)
33	J.IRVING	26.828	G.RAMOS	44.977	A.CARRASCO	30.637	A.CARRASCO	34.719	33	A.CARRASCO	2'17.084	2'17.418 (33)
34	G.RAMOS	27.030	A.CARRASCO	44.978	G.RAMOS	30.938	G.RAMOS	35.297	34	G.RAMOS	2'18.242	2'18.608 (34)

These data/results cannot be reproduced, stored and/or transmitted in whole or in part by any manner of electronic, mechanical, photocopying, recording, broadcasting or otherwise now known or herein after developed without the previous express consent by the copyright owner, except for reproduction in daily press and regular printed publications on sale to the public within 60 days of the event related to those data/results and always provided that copyright symbol appears together as follows below.
© DORNA, 2014

Official MotoGP Timing by **TISSOT**
www.motogp.com






Results and timing service provided by **TISSOT**

Moto3

HERTZ BRITISH GRAND PRIX

Qualifying

Fastest Laps Sequence

<i>Practice Time</i>	 <i>Rider</i>	<i>Nation</i>	<i>Motorcycle</i>	<i>Time</i>	<i>Km/h</i>	<i>Rider's Lap</i>
4'34.234	8 Jack MILLER	AUS	KTM	2'15.620	156.6	2
5'14.239	44 Miguel OLIVEIRA	POR	MAHINDRA	2'15.054	157.2	2
5'21.188	12 Alex MARQUEZ	SPA	HONDA	2'14.241	158.2	2
5'21.243	23 Niccolò ANTONELLI	ITA	KTM	2'13.925	158.5	2
19'33.833	10 Alexis MASBOU	FRA	HONDA	2'13.855	158.6	7
19'48.175	12 Alex MARQUEZ	SPA	HONDA	2'13.844	158.6	7
21'33.796	42 Alex RINS	SPA	HONDA	2'13.579	159.0	8
34'04.116	12 Alex MARQUEZ	SPA	HONDA	2'13.450	159.1	12
34'57.863	42 Alex RINS	SPA	HONDA	2'13.112	159.5	12

These data/results cannot be reproduced, stored and/or transmitted in whole or in part by any manner of electronic, mechanical, photocopying, recording, broadcasting or otherwise now known or herein after developed without the previous express consent by the copyright owner, except for reproduction in daily press and regular printed publications on sale to the public within 60 days of the event related to those data/results and always provided that copyright symbol appears together as follows below.

© DORNA, 2014

Official MotoGP Timing by **TISSOT**
www.motogp.com

Silverstone, Saturday, August 30, 2014

