


## RED BULL INDIANAPOLIS GRAND PRIX

## Race

Classification after 16 laps = 66.72 km

29

Pos		Rider	Nation	Team	Motorcycle	Total Time	Km/h	Gap
1	25	36 <b>Mika KALLIO</b>	FIN	Marc VDS Racing Team	KALEX	<b>26'07.410</b>	153.2	
2	20	40 <b>Maverick VIÑALES</b>	SPA	Paginas Amarillas HP 40	KALEX	<b>26'08.790</b>	153.1	1.380
3	16	77 <b>Dominique AEGERTER</b>	SWI	Technomag carXpert	SUTER	<b>26'09.106</b>	153.0	1.696
4	13	53 <b>Esteve RABAT</b>	SPA	Marc VDS Racing Team	KALEX	<b>26'09.969</b>	152.9	2.559
5	11	3 <b>Simone CORSI</b>	ITA	NGM Forward Racing	KALEX	<b>26'14.058</b>	152.5	6.648
6	10	11 <b>Sandro CORTESE</b>	GER	Dynavolt Intact GP	KALEX	<b>26'26.049</b>	151.4	18.639
7	9	55 <b>Hafizh SYAHRIN</b>	MAL	Petronas Raceline Malaysia	KALEX	<b>26'26.084</b>	151.4	18.674
8	8	15 <b>Alex DE ANGELIS</b>	RSM	Tasca Racing Moto2	SUTER	<b>26'26.402</b>	151.4	18.992
9	7	95 <b>Anthony WEST</b>	AUS	QMMF Racing Team	SPEED UP	<b>26'26.897</b>	151.3	19.487
10	6	5 <b>Johann ZARCO</b>	FRA	AirAsia Caterham	CATERHAM SUTER	<b>26'27.332</b>	151.3	19.922
11	5	30 <b>Takaaki NAKAGAMI</b>	JPN	IDEMITSU Honda Team Asia	KALEX	<b>26'27.423</b>	151.3	20.013
12	4	81 <b>Jordi TORRES</b>	SPA	Mapfre Aspar Team Moto2	SUTER	<b>26'28.373</b>	151.2	20.963
13	3	96 <b>Louis ROSSI</b>	FRA	SAG Team	KALEX	<b>26'30.082</b>	151.0	22.672
14	2	23 <b>Marcel SCHROTTER</b>	GER	Tech 3	TECH 3	<b>26'31.246</b>	150.9	23.836
15	1	88 <b>Ricard CARDUS</b>	SPA	Tech 3	TECH 3	<b>26'32.735</b>	150.8	25.325
16		49 <b>Axel PONS</b>	SPA	AGR Team	KALEX	<b>26'32.924</b>	150.7	25.514
17		7 <b>Lorenzo BALDASSARRI</b>	ITA	Gresini Moto2	SUTER	<b>26'36.390</b>	150.4	28.980
18		94 <b>Jonas FOLGER</b>	GER	AGR Team	KALEX	<b>26'40.372</b>	150.0	32.962
19		97 <b>Roman RAMOS</b>	SPA	QMMF Racing Team	SPEED UP	<b>26'43.974</b>	149.7	36.564
20		25 <b>Azlan SHAH</b>	MAL	IDEMITSU Honda Team Asia	KALEX	<b>26'44.317</b>	149.7	36.907
21		18 <b>Nicolas TEROL</b>	SPA	Mapfre Aspar Team Moto2	SUTER	<b>26'46.034</b>	149.5	38.624
22		70 <b>Robin MULHAUSER</b>	SWI	Technomag carXpert	SUTER	<b>26'47.079</b>	149.4	39.669
23		45 <b>Tetsuta NAGASHIMA</b>	JPN	Teluru Team JiR Webike	TSR	<b>26'47.133</b>	149.4	39.723
24		22 <b>Sam LOWES</b>	GBR	Speed Up	SPEED UP	<b>26'51.909</b>	149.0	44.499
25		8 <b>Gino REA</b>	GBR	AGT REA Racing	SUTER	<b>27'15.200</b>	146.8	1'07.790
26		39 <b>Luis SALOM</b>	SPA	Paginas Amarillas HP 40	KALEX	<b>27'36.420</b>	145.0	1'29.010
27		10 <b>Thitipong WAROKORN</b>	THA	APH PTT The Pizza SAG	KALEX	<b>27'41.654</b>	144.5	1'34.244
28		2 <b>Josh HERRIN</b>	USA	AirAsia Caterham	CATERHAM SUTER	<b>27'10.554</b>	119.6	3 laps
<b>Not classified</b>								
		21 <b>Franco MORBIDELLI</b>	ITA	Italtrans Racing Team	KALEX	<b>6'41.631</b>	149.5	12 laps
		19 <b>Xavier SIMEON</b>	BEL	Federal Oil Gresini Moto2	SUTER	<b>5'03.101</b>	148.5	13 laps
<b>Not finished first lap</b>								
		12 <b>Thomas LUTHI</b>	SWI	Interwetten Paddock Moto2	SUTER			
		60 <b>Julian SIMON</b>	SPA	Italtrans Racing Team	KALEX			
<b>Not started</b>								
		54 <b>Mattia PASINI</b>	ITA	NGM Forward Racing	KALEX			
		4 <b>Randy KRUMMENACHE</b>	SWI	Octo IodaRacing Team	SUTER			

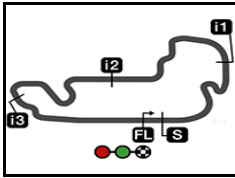
The results are provisional until the end of the limit for protest and appeals.

Time limit for protest expires 30' after publication of the results - Mr. .... Time: .....

These data/results cannot be reproduced, stored and/or transmitted in whole or in part by any manner of electronic, mechanical, photocopying, recording, broadcasting or otherwise now known or herein after developed without the previous express consent by the copyright owner, except for reproduction in daily press and regular printed publications on sale to the public within 60 days of the event related to those data/results and always provided that copyright symbol appears together as follows below.

© DORNA, 2014






4170 m.

**RED BULL INDIANAPOLIS GRAND PRIX**

**Race**

**Classification after 16 laps = 66.72 km**

**29**

Pos	 Rider	Nation	Team	Motorcycle	Total Time	Km/h	Gap
-----	---	--------	------	------------	------------	------	-----

**Race condition: Dry**  
 Air: 29°  
 Humidity: 62%  
 Ground: 43°

<b>Pole Position:</b>		<b>Mika KALLIO</b>	<b>1'36.883</b>	154.9 Km/h
<b>Fastest Lap (New record):</b>	Lap 13	<b>Mika KALLIO</b>	<b>1'37.275</b>	154.3 Km/h
<b>Circuit Record Lap:</b>		<b>New circuit</b>		
<b>Circuit Best Lap:</b>	2014	<b>Mika KALLIO</b>	<b>1'36.883</b>	154.9 Km/h

<b>12:05'00</b>		<b>SIGHTING LAP START</b>
<b>12:18'00</b>		<b>WARM UP LAP START</b>
<b>12:21'29</b>		<b>RACE START</b>
<b>12:22'35</b>		<b>No jump start</b>
12:26'17	Randy KRUMMENACHER	crashed out - Rider OK
12:26'17	Azlan SHAH	crashed out - Rider OK
12:26'17	Anthony WEST	crashed out - Rider OK
12:26'17	Mattia PASINI	crashed out - Rider OK
12:27'05	Azlan SHAH	re-joined race
12:27'14		Red flag
12:28'17		Race Interrupted after 2 full laps complet
12:29'51		New race will be for 16 laps
12:32'09		Pit lane will open at 12:37 for 15 min. sta
<b>12:37'00</b>		<b>SIGHTING LAP START</b>
<b>12:50'00</b>		<b>WARM UP LAP START</b>
<b>12:53'12</b>		<b>RACE START</b>
12:53'13	Randy KRUMMENACHER	did not start
12:53'13	Mattia PASINI	did not start
12:53'50	Josh HERRIN	crashed out - Rider OK
12:53'50	Thomas LUTHI	crashed out - Rider OK
12:53'50	Julian SIMON	crashed out - Rider OK
<b>12:54'25</b>		<b>No jump start</b>
12:55'01	Josh HERRIN	re-joined race
12:56'41	Josh HERRIN	entered pits
12:58'43	Xavier SIMEON	crashed out - Rider OK
13:00'22	Josh HERRIN	re-joined race
13:00'34	Luis SALOM	crashed out - Rider OK
13:00'34	Franco MORBIDELLI	crashed out - Rider OK
13:01'10	Luis SALOM	re-joined race
13:08'27	Thitipong WAROKORN	crashed out - Rider OK
13:08'52	Thitipong WAROKORN	re-joined race

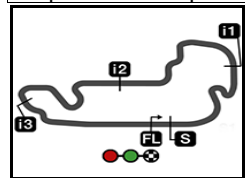
The results are provisional until the end of the limit for protest and appeals.

Time limit for protest expires 30' after publication of the results - Mr. .... Time: .....

These data/results cannot be reproduced, stored and/or transmitted in whole or in part by any manner of electronic, mechanical, photocopying, recording, broadcasting or otherwise now known or herein after developed without the previous express consent by the copyright owner, except for reproduction in daily press and regular printed publications on sale to the public within 60 days of the event related to those data/results and always provided that copyright symbol appears together as follows below.

© DORNA, 2014





4170 m.

## RED BULL INDIANAPOLIS GRAND PRIX

Moto2

## World Championship Classification

30

Rider	Nation	Points	QAT	AME	ARG	SPA	FRA	ITA	CAT	NED	GER	INP	CZE	GBR	RSM	ARA	JPN	AUS	MAL	VAL
1 RABAT Esteve	SPA	183	25	20	25	13	16	25	25	8	13	13								
2 KALLIO Mika	FIN	176	20	13	9	25	25	10	13	16	20	25								
3 VIÑALES Maverick	SPA	140	13	25	-	11	13	7	20	20	11	20								
4 AEGERTER Dominiqu	SWI	112	-	16	13	20	9	11	2	-	25	16								
5 CORSI Simone	ITA	96	11	11	11	-	20	13	-	3	16	11								
6 LUTHI Thomas	SWI	68	16	10	-	6	8	-	11	10	7	-								
7 WEST Anthony	AUS	65	7	9	4	5	2	-	6	25	-	7								
8 SALOM Luis	SPA	62	2	-	16	10	11	20	-	1	2	-								
9 ZARCO Johann	FRA	52	-	-	-	8	-	9	16	13	-	6								
10 FOLGER Jonas	GER	47	5	-	-	16	10	16	-	-	-	-								
11 CORTESE Sandro	GER	42	9	2	7	7	4	3	-	-	-	10								
12 SCHROTTER Marcel	GER	38	-	7	5	-	5	4	7	4	4	2								
13 SIMEON Xavier	BEL	37	-	-	20	9	-	2	-	-	6	-								
14 DE ANGELIS Alex	RSM	37	-	8	10	-	-	-	-	11	-	8								
15 LOWES Sam	GBR	33	10	-	8	-	7	8	-	-	-	-								
16 CARDUS Ricard	SPA	28	4	6	-	3	-	-	9	-	5	1								
17 TORRES Jordi	SPA	27	8	-	6	4	-	5	-	-	-	4								
18 MORBIDELLI Franco	ITA	25	-	-	3	-	6	6	-	-	10	-								
19 PASINI Mattia	ITA	22	-	4	-	-	-	-	10	-	8	-								
20 KRUMMENACHER Ra	SWI	19	3	3	-	1	3	-	-	-	9	-								
21 SYHRIN Hafizh	MAL	18	1	1	-	-	1	-	-	6	-	9								
22 NAKAGAMI Takaaki	JPN	16	-	5	1	-	-	-	3	2	-	5								
23 SIMON Julian	SPA	15	-	-	-	2	-	-	4	9	-	-								
24 ROSSI Louis	FRA	13	6	-	-	-	-	-	1	-	3	3								
25 BALDASSARRI Lorenz	ITA	12	-	-	-	-	-	-	5	7	-	-								
26 PONS Axel	SPA	10	-	-	-	-	-	1	8	-	1	-								
27 REA Gino	GBR	5	-	-	-	-	-	-	-	5	-	-								
28 TEROL Nicolas	SPA	2	-	-	2	-	-	-	-	-	-	-								

Constructor	Points	QAT	AME	ARG	SPA	FRA	ITA	CAT	NED	GER	INP	CZE	GBR	RSM	ARA	JPN	AUS	MAL	VAL	
1 KALEX	240	25	25	25	25	25	25	25	20	20	25									
2 SUTER	155	16	16	20	20	9	11	11	11	25	16									
3 SPEED UP	85	10	9	8	5	7	8	6	25	-	7									
4 CATERHAM SUTER	52	-	-	-	8	-	9	16	13	-	6									
5 TECH 3	48	4	7	5	3	5	4	9	4	5	2									
6 FORWARD KLX	33	11	11	11	-	-	-	-	-	-	-									

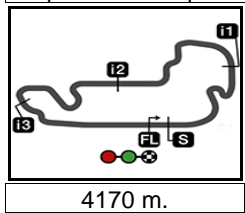
These data/results cannot be reproduced, stored and/or transmitted in whole or in part by any manner of electronic, mechanical, photocopying, recording, broadcasting or otherwise now known or herein after developed without the previous express consent by the copyright owner, except for reproduction in daily press and regular printed publications on sale to the public within 60 days of the event related to those data/results and always provided that copyright symbol appears together as follows below.

© DORNA, 2014

Official MotoGP Timing by TISSOT  
www.motogp.com



Indianapolis, Sunday, August 10, 2014



RED BULL INDIANAPOLIS GRAND PRIX

Race

Lap Chart

31

Pos	1	2	3	4	5	6	7	8	9	10	11	12	13	14	15	16	17	18	19	20	21	22	23	24	25	26	27	28	29	30	31	32	33	34
Grid	36	53	77	5	3	40	30	11	12	22	39	81	21	60	54	19	49	4	94	55	15	95	2	23	8	88	96	25	18	45	70	7	10	97



1	36	77	53	40	3	5	11	21	30	19	39	22	55	95	88	81	15	49	23	7	96	8	25	45	70	18	97	10	94	2
2	36	53	40	77	3	5	11	21	30	19	39	22	55	95	88	81	15	49	7	96	23	25	8	45	70	18	97	10	94	2
3	36	53	40	77	3	11	5	21	39	30	19	22	55	95	88	81	15	49	7	96	23	25	8	45	97	18	10	70	94	2
4	36	53	40	77	3	11	5	21	30	39	22	55	88	95	81	15	49	96	7	23	25	8	45	97	18	10	70	94	2	
5	36	53	40	77	3	11	5	55	30	22	95	88	81	15	49	96	7	23	25	8	45	97	18	10	70	94	39	2		
6	36	53	40	77	3	5	11	55	30	95	22	88	81	15	49	96	23	7	97	45	25	8	18	10	94	70	39	2		
7	36	53	40	77	3	11	5	55	30	95	88	15	81	49	96	23	7	97	45	25	8	10	18	94	70	22	39	2		
8	36	53	40	77	3	5	11	55	30	95	15	81	88	49	96	23	7	97	25	10	8	45	94	18	70	22	39	2		
9	36	53	40	77	3	11	55	5	30	15	95	81	88	49	96	23	7	97	25	94	18	70	45	22	8	10	39	2		
10	36	53	40	77	3	55	11	5	30	15	95	81	88	96	23	49	7	97	25	94	18	70	45	22	8	39	10	2		
L	11	36	53	40	77	3	11	55	5	15	95	30	81	88	96	7	23	49	97	25	94	18	70	45	22	8	39	10	2	
a	12	36	53	40	77	3	11	5	15	55	30	95	81	96	7	88	23	49	94	97	25	18	70	45	22	8	39	10	2	
P	13	36	40	77	53	3	11	55	5	15	95	30	81	96	23	88	49	7	94	97	25	18	45	70	22	8	39	10	2	
S	14	36	40	77	53	3	11	55	15	95	5	30	81	96	23	88	49	7	94	25	97	18	45	70	22	8	39	10		
	15	36	40	77	53	3	11	55	15	95	5	30	81	96	23	88	49	7	94	97	25	18	45	70	22	8	39	10		
	16	36	40	77	53	3	11	55	15	95	5	30	81	96	23	88	49	7	94	97	25	18	70	45	22	8	39	10		

Winner     Lapped rider

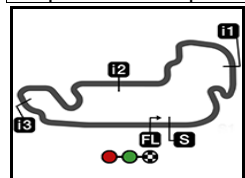
These data/results cannot be reproduced, stored and/or transmitted in whole or in part by any manner of electronic, mechanical, photocopying, recording, broadcasting or otherwise now known or herein after developed without the previous express consent by the copyright owner, except for reproduction in daily press and regular printed publications on sale to the public within 60 days of the event related to those data/results and always provided that copyright symbol appears together as follows below.

© DORNA, 2014

Official MotoGP Timing by TISSOT  
www.motogp.com



Indianapolis, Sunday, August 10, 2014



4170 m.

## RED BULL INDIANAPOLIS GRAND PRIX

## Race

## Fastest Lap of Each Rider

32

	Rider	Nation	Team	Motorcycle	Time	Lap Total	Gap
1	36 <b>Mika KALLIO</b>	FIN	Marc VDS Racing Team	KALEX	<b>1'37.275</b>	13 16	
2	77 <b>Dominique AEGERTER</b>	SWI	Technomag carXpert	SUTER	<b>1'37.306</b>	11 16	0.031 0.031
3	53 <b>Esteve RABAT</b>	SPA	Marc VDS Racing Team	KALEX	<b>1'37.317</b>	3 16	0.042 0.011
4	40 <b>Maverick VIÑALES</b>	SPA	Paginas Amarillas HP 40	KALEX	<b>1'37.327</b>	12 16	0.052 0.010
5	3 <b>Simone CORSI</b>	ITA	NGM Forward Racing	KALEX	<b>1'37.397</b>	9 16	0.122 0.070
6	39 <b>Luis SALOM</b>	SPA	Paginas Amarillas HP 40	KALEX	<b>1'37.982</b>	3 16	0.707 0.585
7	55 <b>Hafizh SYAHRIN</b>	MAL	Petronas Raceline Malaysia	KALEX	<b>1'38.046</b>	3 16	0.771 0.064
8	11 <b>Sandro CORTESE</b>	GER	Dynavolt Intact GP	KALEX	<b>1'38.103</b>	3 16	0.828 0.057
9	95 <b>Anthony WEST</b>	AUS	QMMF Racing Team	SPEED UP	<b>1'38.133</b>	13 16	0.858 0.030
10	5 <b>Johann ZARCO</b>	FRA	AirAsia Caterham	CATERHAM SUTER	<b>1'38.171</b>	2 16	0.896 0.038
11	22 <b>Sam LOWES</b>	GBR	Speed Up	SPEED UP	<b>1'38.176</b>	3 16	0.901 0.005
12	21 <b>Franco MORBIDELLI</b>	ITA	Italtrans Racing Team	KALEX	<b>1'38.218</b>	3 4	0.943 0.042
13	15 <b>Alex DE ANGELIS</b>	RSM	Tasca Racing Moto2	SUTER	<b>1'38.232</b>	13 16	0.957 0.014
14	94 <b>Jonas FOLGER</b>	GER	AGR Team	KALEX	<b>1'38.290</b>	16 16	1.015 0.058
15	30 <b>Takaaki NAKAGAMI</b>	JPN	IDEMITSU Honda Team Asia	KALEX	<b>1'38.298</b>	15 16	1.023 0.008
16	81 <b>Jordi TORRES</b>	SPA	Mapfre Aspar Team Moto2	SUTER	<b>1'38.358</b>	14 16	1.083 0.060
17	19 <b>Xavier SIMEON</b>	BEL	Federal Oil Gresini Moto2	SUTER	<b>1'38.359</b>	2 3	1.084 0.001
18	96 <b>Louis ROSSI</b>	FRA	SAG Team	KALEX	<b>1'38.367</b>	13 16	1.092 0.008
19	88 <b>Ricard CARDUS</b>	SPA	Tech 3	TECH 3	<b>1'38.419</b>	3 16	1.144 0.052
20	7 <b>Lorenzo BALDASSARRI</b>	ITA	Gresini Moto2	SUTER	<b>1'38.482</b>	11 16	1.207 0.063
21	23 <b>Marcel SCHROTTER</b>	GER	Tech 3	TECH 3	<b>1'38.498</b>	5 16	1.223 0.016
22	49 <b>Axel PONS</b>	SPA	AGR Team	KALEX	<b>1'38.543</b>	4 16	1.268 0.045
23	18 <b>Nicolas TEROL</b>	SPA	Mapfre Aspar Team Moto2	SUTER	<b>1'38.688</b>	11 16	1.413 0.145
24	25 <b>Azlan SHAH</b>	MAL	IDEMITSU Honda Team Asia	KALEX	<b>1'38.866</b>	13 16	1.591 0.178
25	97 <b>Roman RAMOS</b>	SPA	QMMF Racing Team	SPEED UP	<b>1'38.962</b>	4 16	1.687 0.096
26	45 <b>Tetsuta NAGASHIMA</b>	JPN	Teluru Team JiR Webike	TSR	<b>1'39.048</b>	10 16	1.773 0.086
27	70 <b>Robin MULHAUSER</b>	SWI	Technomag carXpert	SUTER	<b>1'39.112</b>	16 16	1.837 0.064
28	10 <b>Thitipong WAROKORN</b>	THA	APH PTT The Pizza SAG	KALEX	<b>1'39.187</b>	6 16	1.912 0.075
29	8 <b>Gino REA</b>	GBR	AGT REA Racing	SUTER	<b>1'39.323</b>	3 16	2.048 0.136
30	2 <b>Josh HERRIN</b>	USA	AirAsia Caterham	CATERHAM SUTER	<b>1'39.961</b>	4 13	2.686 0.638

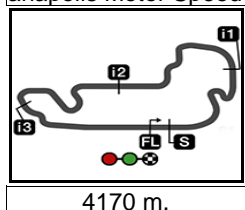
These data/results cannot be reproduced, stored and/or transmitted in whole or in part by any manner of electronic, mechanical, photocopying, recording, broadcasting or otherwise now known or herein after developed without the previous express consent by the copyright owner, except for reproduction in daily press and regular printed publications on sale to the public within 60 days of the event related to those data/results and always provided that copyright symbol appears together as follows below.

© DORNA, 2014

Official MotoGP Timing by TISSOT  
www.motogp.com

Indianapolis, Sunday, August 10, 2014





## RED BULL INDIANAPOLIS GRAND PRIX

After the Race

## Event Best Maximum Speed

33



Rider	Nation Team	Motorcycle	Km/h	
36 <b>Mika KALLIO</b>	FIN Marc VDS Racing Team	KALEX	<b>288.4</b>	Warm Up
3 <b>Simone CORSI</b>	ITA NGM Forward Racing	KALEX	<b>285.8</b>	Free Practice Nr. 3
54 <b>Mattia PASINI</b>	ITA NGM Forward Racing	KALEX	<b>285.4</b>	Warm Up
5 <b>Johann ZARCO</b>	FRA AirAsia Caterham	ERHAM SUTER	<b>285.3</b>	Warm Up
21 <b>Franco MORBIDELLI</b>	ITA Italtrans Racing Team	KALEX	<b>285.1</b>	Warm Up
11 <b>Sandro CORTESE</b>	GER Dynavolt Intact GP	KALEX	<b>284.9</b>	Free Practice Nr. 2
15 <b>Alex DE ANGELIS</b>	RSM Tasca Racing Moto2	SUTER	<b>284.9</b>	Warm Up
40 <b>Maverick VIÑALES</b>	SPA Paginas Amarillas HP 40	KALEX	<b>284.0</b>	Warm Up
8 <b>Gino REA</b>	GBR AGT REA Racing	SUTER	<b>283.9</b>	Warm Up
30 <b>Takaaki NAKAGAMI</b>	JPN IDEMITSU Honda Team Asia	KALEX	<b>283.8</b>	Qualifying
77 <b>Dominique AEGERTER</b>	SWI Technomag carXpert	SUTER	<b>283.7</b>	Qualifying
94 <b>Jonas FOLGER</b>	GER AGR Team	KALEX	<b>283.6</b>	Warm Up
53 <b>Esteve RABAT</b>	SPA Marc VDS Racing Team	KALEX	<b>282.9</b>	Race
95 <b>Anthony WEST</b>	AUS QMMF Racing Team	SPEED UP	<b>282.6</b>	Warm Up
18 <b>Nicolas TEROL</b>	SPA Mapfre Aspar Team Moto2	SUTER	<b>282.5</b>	Warm Up
88 <b>Ricard CARDUS</b>	SPA Tech 3	TECH 3	<b>282.5</b>	Free Practice Nr. 3
2 <b>Josh HERRIN</b>	USA AirAsia Caterham	ERHAM SUTER	<b>282.1</b>	Qualifying
81 <b>Jordi TORRES</b>	SPA Mapfre Aspar Team Moto2	SUTER	<b>282.1</b>	Warm Up
22 <b>Sam LOWES</b>	GBR Speed Up	SPEED UP	<b>282.0</b>	Qualifying
39 <b>Luis SALOM</b>	SPA Paginas Amarillas HP 40	KALEX	<b>282.0</b>	Race
25 <b>Azlan SHAH</b>	MAL IDEMITSU Honda Team Asia	KALEX	<b>281.9</b>	Warm Up
55 <b>Hafizh SYAHRIN</b>	MAL Petronas Raceline Malaysia	KALEX	<b>281.7</b>	Race
23 <b>Marcel SCHROTTER</b>	GER Tech 3	TECH 3	<b>281.6</b>	Race
19 <b>Xavier SIMEON</b>	BEL Federal Oil Gresini Moto2	SUTER	<b>281.5</b>	Race
4 <b>Randy KRUMMENACHER</b>	SWI Octo IodaRacing Team	SUTER	<b>281.5</b>	Qualifying
49 <b>Axel PONS</b>	SPA AGR Team	KALEX	<b>281.5</b>	Free Practice Nr. 1
12 <b>Thomas LUTHI</b>	SWI Interwetten Paddock Moto2	SUTER	<b>281.3</b>	Qualifying
60 <b>Julian SIMON</b>	SPA Italtrans Racing Team	KALEX	<b>280.9</b>	Warm Up
7 <b>Lorenzo BALDASSARRI</b>	ITA Gresini Moto2	SUTER	<b>280.6</b>	Race
96 <b>Louis ROSSI</b>	FRA SAG Team	KALEX	<b>280.2</b>	Free Practice Nr. 2
10 <b>Thitipong WAROKORN</b>	THA APH PTT The Pizza SAG	KALEX	<b>278.9</b>	Warm Up
97 <b>Roman RAMOS</b>	SPA QMMF Racing Team	SPEED UP	<b>278.0</b>	Race
70 <b>Robin MULHAUSER</b>	SWI Technomag carXpert	SUTER	<b>278.0</b>	Warm Up
45 <b>Tetsuta NAGASHIMA</b>	JPN Teluru Team JiR Webike	TSR	<b>276.1</b>	Free Practice Nr. 3

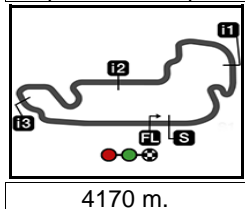
These data/results cannot be reproduced, stored and/or transmitted in whole or in part by any manner of electronic, mechanical, photocopying, recording, broadcasting or otherwise now known or herein after developed without the previous express consent by the copyright owner, except for reproduction in daily press and regular printed publications on sale to the public within 60 days of the event related to those data/results and always provided that copyright symbol appears together as follows below.

© DORNA, 2014

Official MotoGP Timing by TISSOT  
www.motogp.com



Indianapolis, Sunday, August 10, 2014



RED BULL INDIANAPOLIS GRAND PRIX

Race

Chronological Analysis of Performances

34

P Crossing the finish line in pit lane							T1 Time from finish line to 1st intermediate		T2 Time from 1st intermed. to 2nd intermed.		T3 Time from 2nd intermed. to 3rd intermed.		T4 Time from 3rd intermediate to finish line	
Lap	Lap Time	T1	T2	T3	T4	Speed	Lap	Lap Time	T1	T2	T3	T4	Speed	
<b>1st</b>	<b>36</b>	<b>Mika KALLIO</b> Marc VDS Racing Tea FIN						13	1'37.662	26.010	26.211	27.373	18.068	273.9
1	1'43.271	31.365	26.425	27.302	18.179	139.9	14	1'37.452	25.673	26.239	27.444	18.096	274.0	
2	1'37.756	26.069	26.228	27.266	18.193	267.9	15	1'37.442	25.745	26.318	27.298	18.081	274.6	
3	1'37.668	25.974	26.232	27.323	18.139	271.2	16	1'37.487	25.774	26.250	27.376	18.087	277.0	
4	1'37.736	25.857	26.284	27.410	18.185	270.0	<b>4th</b> <b>53</b> <b>Esteve RABAT</b> Marc VDS Racing Tea SPA							
5	1'37.682	25.865	26.213	27.398	18.206	271.1	1	1'44.521	32.108	26.679	27.630	18.104	136.8	
6	1'37.850	25.869	26.273	27.365	18.343	269.9	2	1'37.827	25.937	26.427	27.310	18.153	280.2	
7	1'37.636	25.819	26.213	27.315	18.289	271.5	3	1'37.317	25.833	26.166	27.235	18.083	273.1	
8	1'37.536	25.871	26.228	27.321	18.116	270.1	4	1'37.844	25.979	26.377	27.322	18.166	273.7	
9	1'37.569	25.773	26.265	27.384	18.147	271.8	5	1'37.734	25.862	26.352	27.386	18.134	272.2	
10	1'37.426	25.802	26.179	27.285	18.160	270.1	6	1'37.925	26.002	26.245	27.438	18.240	272.0	
11	1'37.967	25.836	26.298	27.434	18.399	274.2	7	1'37.611	25.828	26.316	27.250	18.217	271.7	
12	1'37.404	25.912	26.107	27.268	18.117	271.8	8	1'37.579	25.921	26.251	27.280	18.127	272.9	
13	1'37.275	25.770	26.146	27.214	18.145	273.3	9	1'37.374	25.819	26.236	27.261	18.058	271.3	
14	1'37.571	25.851	26.236	27.313	18.171	270.6	10	1'37.726	26.090	26.165	27.269	18.202	273.9	
15	1'37.702	25.982	26.163	27.352	18.205	272.9	11	1'37.605	25.784	26.307	27.435	18.079	271.6	
16	1'37.361	25.841	26.225	27.235	18.060	275.0	12	1'37.448	25.797	26.231	27.296	18.124	274.7	
<b>2nd</b> <b>40</b> <b>Maverick VIÑALES</b> Paginas Amarillas HP SPA							13	1'38.292	26.700	26.232	27.394	17.966	276.2	
1	1'44.603	32.293	26.578	27.726	18.006	146.4	14	1'37.652	26.132	26.185	27.236	18.099	282.9	
2	1'38.017	26.353	26.203	27.460	18.001	278.3	15	1'37.607	25.869	26.247	27.305	18.186	275.1	
3	1'37.685	25.953	26.242	27.487	18.003	275.1	16	1'37.907	25.830	26.416	27.323	18.338	278.8	
4	1'37.716	26.006	26.189	27.524	17.997	273.3	<b>5th</b> <b>3</b> <b>Simone CORSI</b> NGM Forward Racing ITA							
5	1'37.624	25.983	26.210	27.457	17.974	273.1	1	1'45.540	32.593	26.928	27.801	18.218	137.9	
6	1'37.726	25.927	26.195	27.561	18.043	273.3	2	1'37.623	25.948	26.217	27.488	17.970	272.9	
7	1'37.758	26.071	26.225	27.450	18.012	273.8	3	1'37.748	25.963	26.342	27.516	17.927	274.3	
8	1'37.587	25.933	26.168	27.527	17.959	272.7	4	1'37.513	26.003	26.160	27.433	17.917	277.7	
9	1'37.443	25.942	26.191	27.445	17.865	275.0	5	1'37.995	26.227	26.389	27.447	17.932	280.8	
10	1'37.414	25.855	26.230	27.404	17.925	276.2	6	1'37.597	25.860	26.182	27.523	18.032	275.1	
11	1'37.652	25.970	26.167	27.557	17.958	278.4	7	1'37.702	25.931	26.254	27.558	17.959	276.9	
12	1'37.327	25.971	26.077	27.433	17.846	276.1	8	1'37.624	25.905	26.212	27.538	17.969	279.5	
13	1'37.679	25.930	26.272	27.488	17.989	279.2	9	1'37.397	25.852	26.158	27.486	17.901	278.0	
14	1'37.488	25.896	26.118	27.507	17.967	273.5	10	1'38.454	26.557	26.351	27.530	18.016	279.8	
15	1'37.561	25.875	26.272	27.419	17.995	274.4	11	1'37.953	25.940	26.341	27.638	18.034	273.2	
16	1'37.510	25.870	26.065	27.579	17.996	275.3	12	1'37.849	25.984	26.250	27.610	18.005	272.9	
<b>3rd</b> <b>77</b> <b>Dominique AEGER</b> Technomag carXpert SWI							13	1'38.294	26.037	26.514	27.666	18.077	273.1	
1	1'44.471	31.932	26.543	27.742	18.254	141.0	14	1'37.988	25.997	26.365	27.636	17.990	274.0	
2	1'38.424	26.205	26.422	27.715	18.082	270.4	15	1'38.329	26.058	26.388	27.856	18.027	273.1	
3	1'37.691	25.899	26.309	27.442	18.041	275.3	16	1'38.452	25.968	26.456	27.955	18.073	274.6	
4	1'37.729	25.931	26.379	27.382	18.037	275.0	<b>6th</b> <b>11</b> <b>Sandro CORTESE</b> Dynavolt Intact GP GER							
5	1'37.921	26.121	26.331	27.405	18.064	272.6	1	1'45.706	32.931	26.800	27.973	18.002	151.9	
6	1'37.395	25.722	26.205	27.353	18.115	271.0	2	1'38.122	26.241	26.374	27.516	17.991	279.2	
7	1'37.867	25.992	26.346	27.399	18.130	273.8	3	1'38.103	26.116	26.360	27.574	18.053	279.7	
8	1'37.622	25.800	26.281	27.403	18.138	268.2	4	1'39.551	26.323	27.271	27.830	18.127	275.0	
9	1'37.474	25.815	26.212	27.388	18.059	274.2	5	1'39.058	26.177	26.795	27.738	18.348	273.8	
10	1'37.558	25.721	26.312	27.390	18.135	275.4	6	1'39.303	26.444	26.731	27.904	18.224	271.7	
11	1'37.306	25.710	26.190	27.358	18.048	274.1	7	1'38.538	26.344	26.437	27.639	18.118	275.6	
12	1'37.605	25.955	26.266	27.312	18.072	275.8	<b>Fastest Lap:</b> 1'37.275 25.770 26.146 27.214 18.145							

These data/results cannot be reproduced, stored and/or transmitted in whole or in part by any manner of electronic, mechanical, photocopying, recording, broadcasting or otherwise now known or herein after developed without the previous express consent by the copyright owner, except for reproduction in daily press and regular printed publications on sale to the public within 60 days of the event related to those data/results and always provided that copyright symbol appears together as follows below.  
© DORNA, 2014



## Race

## Moto2

Lap	Lap Time	T1	T2	T3	T4	Speed	Lap	Lap Time	T1	T2	T3	T4	Speed
8	1'38.981	26.491	26.682	27.706	18.102	275.1	14	1'38.337	26.092	26.328	27.668	18.249	273.4
9	1'38.782	26.268	26.648	27.638	18.228	277.0	15	1'38.187	26.136	26.331	27.532	18.188	271.4
10	1'38.832	26.293	26.497	27.887	18.155	273.6	16	1'38.611	26.333	26.436	27.621	18.221	273.3
11	1'38.406	26.059	26.495	27.612	18.240	274.7	<b>10th 5 Johann ZARCO</b> AirAsia Caterham FRA						
12	1'38.502	26.170	26.574	27.603	18.155	272.1	1	1'45.563	32.604	26.821	27.762	18.376	140.3
13	1'38.331	26.138	26.447	27.529	18.217	271.6	2	1'38.171	26.123	26.359	27.591	18.098	270.7
14	1'38.682	26.330	26.487	27.673	18.192	274.6	3	1'38.222	26.051	26.471	27.495	18.205	271.9
15	1'38.469	26.029	26.633	27.658	18.149	273.2	4	1'39.546	26.425	27.063	27.738	18.320	270.5
16	1'38.683	26.200	26.593	27.650	18.240	275.0	5	1'39.133	26.287	26.845	27.853	18.148	268.8
<b>7th 55 Hafiz SYHRIN</b> Petronas Raceline Ma MAL							6	1'39.099	26.039	26.886	27.830	18.344	276.9
1	1'46.923	34.069	26.816	27.979	18.059	170.4	7	1'38.674	26.135	26.507	27.686	18.346	267.4
2	1'38.954	26.283	26.818	27.886	17.967	276.9	8	1'38.934	26.206	26.729	27.690	18.309	267.7
3	1'38.046	26.029	26.426	27.570	18.021	275.9	9	1'39.372	26.409	27.079	27.656	18.228	267.2
4	1'38.347	26.160	26.437	27.824	17.926	275.3	10	1'38.602	26.237	26.500	27.765	18.100	273.7
5	1'38.393	26.099	26.450	27.825	18.019	281.7	11	1'38.529	26.157	26.550	27.655	18.167	275.3
6	1'39.214	26.497	26.720	27.882	18.115	273.9	12	1'38.545	26.115	26.577	27.707	18.146	272.4
7	1'38.722	26.488	26.407	27.652	18.175	276.3	13	1'38.564	26.071	26.567	27.647	18.279	270.0
8	1'38.973	26.448	26.748	27.666	18.111	275.9	14	1'39.159	26.531	26.510	27.972	18.146	268.0
9	1'38.665	26.360	26.648	27.608	18.049	276.5	15	1'38.603	26.265	26.547	27.617	18.174	274.4
10	1'38.736	26.058	26.557	27.797	18.324	278.7	16	1'38.616	26.075	26.521	27.828	18.192	273.7
11	1'38.590	26.348	26.471	27.637	18.134	268.3	<b>11th 30 Takaaki NAKAGAMI</b> IDEMITSU Honda Tea JPN						
12	1'39.292	26.245	26.595	28.004	18.448	275.0	1	1'46.157	33.062	26.899	28.127	18.069	143.1
13	1'38.092	25.957	26.461	27.597	18.077	276.0	2	1'38.389	26.298	26.393	27.662	18.036	277.6
14	1'38.246	26.160	26.488	27.521	18.077	273.0	3	1'38.537	26.203	26.639	27.524	18.171	276.4
15	1'38.322	26.040	26.550	27.655	18.077	275.0	4	1'38.716	26.360	26.497	27.754	18.105	275.0
16	1'38.569	26.229	26.568	27.699	18.073	277.8	5	1'39.678	27.194	26.616	27.668	18.200	279.8
<b>8th 15 Alex DE ANGELIS</b> Tasca Racing Moto2 RSM							6	1'38.695	26.094	26.589	27.897	18.115	273.3
1	1'47.854	34.601	27.044	28.024	18.185	170.2	7	1'38.887	26.649	26.489	27.607	18.142	276.5
2	1'38.556	26.214	26.605	27.785	17.952	275.1	8	1'39.092	26.145	27.031	27.673	18.243	276.1
3	1'38.564	26.506	26.542	27.546	17.970	280.3	9	1'38.637	26.067	26.819	27.660	18.091	274.4
4	1'38.627	26.477	26.479	27.730	17.941	275.8	10	1'38.754	26.339	26.648	27.678	18.089	280.9
5	1'39.129	26.796	26.562	27.695	18.076	279.5	11	1'39.592	26.131	26.929	28.373	18.159	278.3
6	1'38.315	26.103	26.461	27.813	17.938	274.8	12	1'38.361	26.036	26.531	27.631	18.163	275.0
7	1'38.873	26.400	26.561	27.804	18.108	278.9	13	1'38.745	25.995	26.826	27.833	18.091	273.0
8	1'38.694	26.206	26.530	27.744	18.214	278.2	14	1'38.555	26.091	26.552	27.777	18.135	275.5
9	1'38.604	26.175	26.512	27.841	18.076	275.4	15	1'38.298	25.997	26.495	27.718	18.088	276.6
10	1'38.669	26.253	26.417	27.822	18.177	275.7	16	1'38.330	26.011	26.596	27.711	18.012	277.3
11	1'38.365	26.125	26.565	27.565	18.110	275.7	<b>12th 81 Jordi TORRES</b> Mapfre Aspar Team M SPA						
12	1'38.573	26.104	26.449	27.755	18.265	273.9	1	1'47.584	34.281	27.052	28.044	18.207	154.9
13	1'38.232	26.292	26.408	27.536	17.996	273.3	2	1'38.668	26.251	26.516	27.882	18.019	278.3
14	1'38.576	26.219	26.509	27.717	18.131	278.8	3	1'38.539	26.459	26.451	27.603	18.026	281.3
15	1'38.281	26.066	26.462	27.639	18.114	273.6	4	1'38.687	26.389	26.474	27.806	18.018	277.1
16	1'38.490	26.159	26.537	27.687	18.107	276.3	5	1'38.847	26.524	26.428	27.833	18.062	280.7
<b>9th 95 Anthony WEST</b> QMMF Racing Team AUS							6	1'38.694	26.216	26.477	27.945	18.056	275.9
1	1'46.945	33.961	26.843	27.905	18.236	170.3	7	1'39.127	26.632	26.633	27.684	18.178	277.6
2	1'38.985	26.431	26.590	27.722	18.242	270.8	8	1'38.725	26.303	26.619	27.627	18.176	276.4
3	1'38.573	26.280	26.477	27.616	18.200	272.8	9	1'38.783	26.254	26.611	27.785	18.133	275.3
4	1'38.905	26.498	26.490	27.743	18.174	272.6	10	1'39.173	26.266	27.016	27.715	18.176	277.5
5	1'38.582	26.395	26.364	27.654	18.169	276.7	11	1'38.682	26.140	26.696	27.776	18.070	273.0
6	1'38.393	26.087	26.462	27.601	18.243	273.4	12	1'38.726	26.253	26.616	27.745	18.112	276.9
7	1'38.857	26.481	26.627	27.559	18.190	275.7	13	1'38.396	26.109	26.573	27.604	18.110	275.5
8	1'39.121	26.095	27.245	27.516	18.265	277.1	14	1'38.358	26.130	26.502	27.656	18.070	275.9
9	1'39.102	26.137	26.620	28.151	18.194	275.6	15	1'38.641	26.209	26.595	27.755	18.082	279.5
10	1'38.710	26.191	26.412	27.684	18.423	275.0	16	1'38.743	26.179	26.666	27.699	18.199	277.4
11	1'38.960	26.122	26.397	28.167	18.274	273.6							
12	1'38.496	26.232	26.424	27.645	18.195	270.0							
13	1'38.133	26.051	26.335	27.452	18.295	275.8							

## Fastest Lap:

1'37.275 25.770 26.146 27.214 18.145

These data/results cannot be reproduced, stored and/or transmitted in whole or in part by any manner of electronic, mechanical, photocopying, recording, broadcasting or otherwise now known or herein after developed without the previous express consent by the copyright owner, except for reproduction in daily press and regular printed publications on sale to the public within 60 days of the event related to those data/results and always provided that copyright symbol appears together as follows below.

© DORNA, 2014





## Race

## Moto2

Lap	Lap Time	T1	T2	T3	T4	Speed	Lap	Lap Time	T1	T2	T3	T4	Speed	
<b>13th</b>	<b>96</b>	<b>Louis ROSSI</b>		<b>SAG Team</b>			<b>FRA</b>	4	<b>1'38.543</b>	26.275	<b>26.357</b>	27.814	18.097	274.9
							5	<b>1'39.000</b>	26.486	26.557	27.857	18.100	273.9	
							6	<b>1'38.554</b>	<b>26.139</b>	26.515	27.771	18.129	273.6	
1	<b>1'48.403</b>	34.749	27.400	28.130	18.124	177.7	7	<b>1'38.834</b>	26.342	26.575	27.781	18.136	274.0	
2	<b>1'39.241</b>	26.555	26.656	27.884	18.146	<b>280.0</b>	8	<b>1'38.944</b>	26.328	26.706	27.761	18.149	275.1	
3	<b>1'38.501</b>	26.151	26.444	27.738	18.168	277.3	9	<b>1'39.126</b>	26.618	26.492	27.846	18.170	<b>280.4</b>	
4	<b>1'38.440</b>	26.292	<b>26.434</b>	<b>27.580</b>	18.134	278.9	10	<b>1'39.956</b>	26.395	27.025	28.242	18.294	276.5	
5	<b>1'38.879</b>	26.333	26.490	27.984	18.072	274.2	11	<b>1'38.830</b>	26.310	26.677	27.797	<b>18.046</b>	275.5	
6	<b>1'38.512</b>	26.134	26.566	27.695	18.117	275.4	12	<b>1'39.068</b>	26.465	26.705	27.810	18.088	276.7	
7	<b>1'38.761</b>	26.254	26.501	27.864	18.142	275.2	13	<b>1'39.096</b>	26.339	26.812	27.743	18.202	275.9	
8	<b>1'38.791</b>	26.254	26.614	27.849	18.074	276.5	14	<b>1'38.916</b>	26.241	26.601	27.868	18.206	276.5	
9	<b>1'39.155</b>	26.560	26.600	27.851	18.144	279.1	15	<b>1'38.825</b>	26.337	26.529	27.709	18.250	277.4	
10	<b>1'39.122</b>	26.401	26.828	27.730	18.163	278.8	16	<b>1'39.748</b>	26.387	26.734	28.189	18.438	275.4	
11	<b>1'38.731</b>	26.269	26.543	27.849	<b>18.070</b>	276.3	<b>17th</b> <b>7</b> <b>Lorenzo BALDASS</b> <b>Gresini Moto2</b> <b>ITA</b>							
12	<b>1'38.676</b>	26.363	26.510	27.701	18.102	277.1	1	<b>1'48.149</b>	35.030	26.875	28.162	18.082	180.4	
13	<b>1'38.367</b>	<b>26.026</b>	26.455	27.767	18.119	275.1	2	<b>1'39.251</b>	26.496	<b>26.852</b>	<b>27.731</b>	18.172	<b>280.6</b>	
14	<b>1'38.868</b>	26.271	26.532	27.868	18.197	274.8	3	<b>1'38.633</b>	26.190	<b>26.484</b>	27.790	18.169	274.2	
15	<b>1'38.542</b>	26.091	26.501	27.725	18.225	275.0	4	<b>1'39.371</b>	26.637	26.720	27.852	18.162	274.1	
16	<b>1'39.093</b>	26.263	26.707	27.941	18.182	276.3	5	<b>1'38.681</b>	26.174	26.487	27.804	18.216	271.6	
<b>14th</b> <b>23</b> <b>Marcel SCHROTTE</b> <b>Tech 3</b> <b>GER</b>								6	<b>1'38.859</b>	26.478	26.563	27.754	<b>18.064</b>	272.5
1	<b>1'47.963</b>	34.764	27.018	28.099	18.082	172.7	7	<b>1'38.888</b>	26.181	26.705	27.883	18.119	274.6	
2	<b>1'39.734</b>	26.523	27.044	28.109	18.058	279.8	8	<b>1'38.976</b>	26.332	26.568	27.873	18.203	276.7	
3	<b>1'38.505</b>	26.285	26.486	27.697	18.037	278.4	9	<b>1'38.709</b>	26.137	26.630	27.872	18.070	273.8	
4	<b>1'39.404</b>	26.469	26.842	27.826	18.267	281.5	10	<b>1'38.982</b>	26.101	26.600	28.167	18.114	274.5	
5	<b>1'38.498</b>	26.194	<b>26.412</b>	27.699	18.193	275.2	11	<b>1'38.482</b>	<b>25.997</b>	26.586	27.821	18.078	279.5	
6	<b>1'38.595</b>	26.317	26.533	<b>27.648</b>	18.097	277.7	12	<b>1'38.538</b>	26.058	26.637	27.758	18.085	274.1	
7	<b>1'39.030</b>	26.349	26.596	27.870	18.215	274.3	13	<b>1'40.491</b>	27.646	26.734	27.964	18.147	275.2	
8	<b>1'38.815</b>	26.227	26.608	27.801	18.179	274.1	14	<b>1'39.155</b>	26.333	26.510	27.836	18.476	273.3	
9	<b>1'38.653</b>	26.208	26.652	27.686	18.107	273.8	15	<b>1'40.137</b>	26.689	26.944	28.179	18.325	272.3	
10	<b>1'38.730</b>	26.163	26.656	27.838	<b>18.073</b>	277.0	16	<b>1'41.088</b>	27.123	27.319	28.199	18.447	272.5	
11	<b>1'39.124</b>	26.349	26.907	27.845	<b>18.023</b>	279.8	<b>18th</b> <b>94</b> <b>Jonas FOLGER</b> <b>AGR Team</b> <b>GER</b>							
12	<b>1'38.971</b>	26.544	26.595	27.657	18.175	<b>281.6</b>	1	<b>1'55.361</b>	41.712	27.307	27.896	18.446	166.6	
13	<b>1'39.015</b>	26.359	26.786	27.711	18.159	280.1	2	<b>1'39.101</b>	26.218	26.806	27.726	18.351	269.8	
14	<b>1'38.780</b>	26.201	26.627	27.791	18.161	273.9	3	<b>1'38.980</b>	26.150	26.677	27.813	18.340	271.8	
15	<b>1'38.784</b>	26.265	26.568	27.747	18.204	275.0	4	<b>1'39.141</b>	26.274	26.726	27.814	18.327	270.7	
16	<b>1'38.645</b>	<b>26.101</b>	26.513	27.720	18.311	276.6	5	<b>1'38.908</b>	26.339	26.665	27.806	<b>18.098</b>	270.1	
<b>15th</b> <b>88</b> <b>Ricard CARDUS</b> <b>Tech 3</b> <b>SPA</b>								6	<b>1'38.959</b>	26.181	26.652	27.821	18.305	275.9
1	<b>1'47.427</b>	34.286	27.084	27.861	18.196	177.4	7	<b>1'39.044</b>	26.152	26.774	27.813	18.305	270.8	
2	<b>1'38.700</b>	<b>26.137</b>	26.654	27.881	<b>18.028</b>	276.4	8	<b>1'40.105</b>	26.387	26.896	28.546	18.276	<b>276.1</b>	
3	<b>1'38.419</b>	26.321	<b>26.352</b>	27.715	18.031	278.5	9	<b>1'40.872</b>	27.502	<b>27.302</b>	27.620	18.448	275.0	
4	<b>1'38.724</b>	26.190	26.653	<b>27.661</b>	18.220	277.6	10	<b>1'38.602</b>	26.088	<b>26.460</b>	27.721	18.333	271.7	
5	<b>1'38.810</b>	26.199	26.534	27.885	18.192	274.1	11	<b>1'38.544</b>	26.066	26.575	27.658	18.245	272.1	
6	<b>1'38.763</b>	26.197	26.491	27.910	18.165	<b>280.0</b>	12	<b>1'38.726</b>	26.186	26.573	27.761	18.206	272.1	
7	<b>1'39.037</b>	26.352	26.735	27.728	18.222	275.6	13	<b>1'38.495</b>	<b>25.991</b>	26.491	27.678	18.335	271.4	
8	<b>1'39.412</b>	26.396	27.025	27.754	18.237	276.7	14	<b>1'38.637</b>	26.085	26.564	27.701	18.287	269.6	
9	<b>1'39.113</b>	26.445	26.572	27.854	18.242	275.6	15	<b>1'38.607</b>	26.108	26.550	27.670	18.279	270.6	
10	<b>1'39.173</b>	26.301	26.679	27.801	18.392	275.4	16	<b>1'38.290</b>	26.009	26.472	<b>27.593</b>	18.216	273.1	
11	<b>1'38.785</b>	26.264	26.716	27.678	18.127	273.1	<b>19th</b> <b>97</b> <b>Roman RAMOS</b> <b>QMMF Racing Team</b> <b>SPA</b>							
12	<b>1'39.608</b>	26.374	27.168	27.829	18.237	274.7	1	<b>1'50.110</b>	35.686	27.852	28.194	18.378	181.5	
13	<b>1'39.251</b>	26.246	26.892	27.982	18.131	276.4	2	<b>1'39.794</b>	26.521	26.632	28.332	18.309	277.8	
14	<b>1'39.071</b>	26.268	26.638	27.903	18.262	276.8	3	<b>1'39.768</b>	26.360	27.053	27.990	18.365	273.5	
15	<b>1'38.808</b>	26.158	26.570	27.813	18.267	276.5	4	<b>1'38.962</b>	26.379	<b>26.596</b>	27.880	<b>18.107</b>	270.2	
16	<b>1'39.634</b>	26.628	26.686	27.982	18.338	275.8	5	<b>1'39.156</b>	26.367	26.609	27.982	18.198	273.8	
<b>16th</b> <b>49</b> <b>Axel PONS</b> <b>AGR Team</b> <b>SPA</b>								6	<b>1'39.776</b>	26.613	26.716	<b>27.832</b>	18.615	<b>278.0</b>
1	<b>1'47.870</b>	34.486	27.018	28.017	18.349	161.2	7	<b>1'40.337</b>	26.689	27.203	28.014	18.431	267.6	
2	<b>1'38.947</b>	26.432	26.813	<b>27.611</b>	18.091	275.5	8	<b>1'39.909</b>	26.254	27.036	28.049	18.570	266.8	
3	<b>1'38.667</b>	26.320	26.526	27.697	18.124	276.9	9	<b>1'39.683</b>	26.257	26.856	28.075	18.495	266.4	

## Fastest Lap:

1'37.275    25.770    26.146    27.214    18.145

These data/results cannot be reproduced, stored and/or transmitted in whole or in part by any manner of electronic, mechanical, photocopying, recording, broadcasting or otherwise now known or herein after developed without the previous express consent by the copyright owner, except for reproduction in daily press and regular printed publications on sale to the public within 60 days of the event related to those data/results and always provided that copyright symbol appears together as follows below.

© DORNA, 2014



## Race

## Moto2

Lap	Lap Time	T1	T2	T3	T4	Speed	Lap	Lap Time	T1	T2	T3	T4	Speed	
10	1'39.556	26.314	26.841	27.980	18.421	267.2	16	1'39.112	26.462	26.623	27.753	18.274	266.3	
11	1'39.723	26.253	26.826	28.272	18.372	266.9	<b>23rd 45</b> Tetsuta NAGASHIM						Teluru Team JiR Web	JPN
12	1'39.646	26.400	26.815	27.959	18.472	264.8	1	1'49.572	35.197	27.671	28.312	18.392	178.2	
13	1'39.418	26.410	26.709	27.979	18.320	269.0	2	1'39.697	26.321	26.713	28.351	18.312	270.3	
14	1'39.446	26.364	26.851	28.025	18.206	269.3	3	1'39.727	26.294	26.781	28.217	18.435	271.9	
15	1'39.317	26.314	26.727	27.894	18.382	273.1	4	1'39.470	26.352	26.784	28.029	18.305	269.9	
16	1'39.373	26.316	26.734	27.991	18.332	269.6	5	1'39.267	26.278	26.624	28.081	18.284	268.7	
<b>20th 25</b> Azlan SHAH							IDEMITSU Honda Tea MAL							
1	1'48.968	35.122	27.475	28.233	18.138	177.9	6	1'39.837	26.443	26.705	27.856	18.833	272.9	
2	1'39.626	26.413	26.836	28.205	18.172	277.3	7	1'40.689	26.768	27.249	28.164	18.508	263.8	
3	1'39.095	26.291	26.615	27.984	18.205	270.3	8	1'41.139	26.805	27.378	28.568	18.388	270.6	
4	1'39.777	26.292	27.131	28.141	18.213	271.5	9	1'42.625	27.986	28.003	28.118	18.518	272.4	
5	1'39.595	26.399	26.777	28.110	18.309	273.3	10	1'39.048	26.234	26.532	27.924	18.358	269.5	
6	1'40.598	26.300	26.985	28.227	19.086	267.8	11	1'39.764	26.430	26.799	28.170	18.365	270.6	
7	1'40.626	26.802	27.353	28.100	18.371	271.2	12	1'39.108	26.189	26.590	27.993	18.336	268.2	
8	1'39.573	26.137	27.069	27.970	18.397	271.4	13	1'39.366	26.338	26.717	27.886	18.425	275.6	
9	1'39.726	26.576	26.756	28.096	18.298	269.2	14	1'39.255	26.274	26.668	27.901	18.412	268.0	
10	1'39.750	26.519	26.757	28.151	18.323	273.2	15	1'39.315	26.300	26.779	27.849	18.387	269.0	
11	1'39.686	26.335	26.721	28.238	18.392	269.2	16	1'39.254	26.179	26.680	27.912	18.483	271.4	
12	1'40.009	26.406	26.911	28.394	18.298	271.9	<b>24th 22</b> Sam LOWES						Speed Up	GBR
13	1'38.866	26.309	26.593	27.883	18.081	269.5	1	1'46.585	33.880	26.632	27.940	18.133	151.4	
14	1'39.357	26.134	26.819	28.009	18.395	273.5	2	1'38.573	26.513	26.406	27.551	18.103	271.8	
15	1'39.633	26.607	26.768	27.979	18.279	271.7	3	1'38.176	26.208	26.303	27.656	18.009	276.4	
16	1'39.432	26.344	26.751	28.093	18.244	274.6	4	1'38.874	26.453	26.465	27.919	18.037	277.5	
<b>21st 18</b> Nicolas TEROL							Mapfre Aspar Team M SPA							
1	1'50.016	35.633	27.502	28.454	18.427	179.2	5	1'39.395	26.629	26.905	27.780	18.081	278.4	
2	1'39.482	26.332	26.766	28.260	18.124	277.7	6	1'38.959	26.330	26.773	27.725	18.131	275.9	
3	1'40.598	26.464	27.131	28.187	18.816	281.9	7	1'56.748	26.446	26.645			276.5	
4	1'38.927	26.316	26.643	27.823	18.145	276.2	8	1'39.800	26.795	26.836	27.715	18.454	269.8	
5	1'39.324	26.406	26.736	27.869	18.313	277.0	9	1'38.920	26.298	26.578	27.632	18.412	270.8	
6	1'39.527	26.449	26.823	28.002	18.253	274.2	10	1'39.509	26.693	26.634	27.773	18.409	272.8	
7	1'41.266	26.908	27.505	28.506	18.347	278.3	11	1'39.155	26.374	26.855	27.664	18.262	271.3	
8	1'40.667	26.418	27.067	28.871	18.311	277.5	12	1'39.294	26.489	26.695	27.755	18.355	271.3	
9	1'40.862	27.553	27.173	27.734	18.402	278.1	13	1'39.267	26.546	26.656	27.691	18.374	271.4	
10	1'38.867	26.216	26.529	27.878	18.244	275.3	14	1'39.446	26.431	26.894	27.718	18.403	271.2	
11	1'38.688	26.176	26.522	27.739	18.251	277.2	15	1'39.734	26.445	27.035	27.852	18.402	271.9	
12	1'38.959	26.311	26.702	27.776	18.170	274.7	16	1'39.474	26.280	26.849	27.911	18.434	273.3	
13	1'39.247	26.349	26.754	27.852	18.292	280.1	<b>25th 8</b> Gino REA						AGT REA Racing	GBR
14	1'40.102	26.381	27.025	28.135	18.561	275.0	1	1'48.731	34.894	27.526	28.174	18.137	175.2	
15	1'40.023	26.634	27.206	27.915	18.268	270.1	2	1'40.154	26.462	26.943	28.645	18.104	276.7	
16	1'39.479	26.334	26.814	27.924	18.407	276.8	3	1'39.323	26.383	26.806	27.905	18.229	275.5	
<b>22nd 70</b> Robin MULHAUSER							Technomag carXpert SWI							
1	1'49.667	35.477	27.510	28.444	18.236	182.7	4	1'39.613	26.424	27.030	28.050	18.109	274.9	
2	1'39.673	26.457	26.835	28.277	18.104	273.6	5	1'39.756	26.419	26.909	28.158	18.270	274.1	
3	1'41.912	26.423	26.933	28.544	20.012	268.9	6	1'40.227	26.728	27.126	28.043	18.330	272.9	
4	1'40.292	26.786	26.951	28.092	18.463	270.7	7	1'40.719	26.795	27.415	28.239	18.270	276.3	
5	1'39.918	26.648	26.933	27.945	18.392	268.2	8	1'40.800	26.690	27.314	28.645	18.151	276.1	
6	1'40.216	26.570	26.954	28.147	18.545	268.0	9	1'47.855	27.512	27.660	32.451	20.232	275.4	
7	1'40.016	26.480	27.025	27.958	18.553	269.3	10	1'47.031	28.280	28.082	29.421	21.248	247.1	
8	1'39.566	26.515	26.913	27.743	18.395	269.9	11	1'42.533	28.001	27.627	28.406	18.499	249.6	
9	1'40.177	26.507	27.110	28.011	18.549	272.2	12	1'41.172	26.730	27.536	28.364	18.542	270.1	
10	1'39.293	26.295	26.737	27.914	18.347	273.0	13	1'41.273	26.870	27.355	28.499	18.549	270.3	
11	1'39.319	26.348	26.753	27.897	18.321	271.5	14	1'41.752	26.880	27.454	28.613	18.805	268.7	
12	1'39.835	26.532	26.825	28.079	18.399	269.4	15	1'41.852	27.041	27.323	28.738	18.750	267.8	
13	1'39.532	26.590	26.840	27.865	18.237	270.8	16	1'42.409	27.000	27.583	28.874	18.952	270.7	
14	1'39.288	26.398	26.816	27.839	18.235	271.5	<b>26th 39</b> Luis SALOM						Paginas Amarillas HP	SPA
15	1'39.263	26.369	26.765	27.839	18.290	275.2	1	1'46.572	33.714	26.890	27.957	18.011	155.3	
							2	1'38.136	26.220	26.410	27.552	17.954	273.7	

Fastest Lap:

1'37.275 25.770 26.146 27.214 18.145

These data/results cannot be reproduced, stored and/or transmitted in whole or in part by any manner of electronic, mechanical, photocopying, recording, broadcasting or otherwise now known or herein after developed without the previous express consent by the copyright owner, except for reproduction in daily press and regular printed publications on sale to the public within 60 days of the event related to those data/results and always provided that copyright symbol appears together as follows below.

© DORNA, 2014



## Race

## Moto2

Lap	Lap Time	T1	T2	T3	T4	Speed	Lap	Lap Time	T1	T2	T3	T4	Speed
3	1'37.982	26.145	26.287	27.580	17.970	282.0							
4	1'39.133	26.882	26.499	27.786	17.966	279.2							
5	2'23.604	1'08.751	28.153	28.133	18.567	280.1							
6	1'40.729	26.768	27.234	28.200	18.527	267.2							
7	1'42.546	26.985	28.487	28.396	18.678	267.7							
8	1'42.106	26.780	26.899	29.950	18.477	268.6							
9	1'40.917	27.076	27.135	28.070	18.636	269.6							
10	1'40.734	26.895	27.269	28.085	18.485	269.9							
11	1'40.552	26.727	27.127	28.188	18.510	267.2							
12	1'40.810	26.946	27.074	28.336	18.454	266.3							
13	1'40.694	26.771	26.966	28.512	18.445	266.9							
14	1'39.896	26.680	26.983	27.864	18.369	268.3							
15	1'40.074	26.509	26.960	28.113	18.492	269.2							
16	1'41.935	26.620	27.340	29.456	18.519	270.4							

**27th 10** Thitipong WAROKO APH PTT The Pizza S THA

1	1'50.832	35.480	28.118	28.598	18.636	181.7
2	1'39.914	26.551	27.099	27.933	18.331	274.1
3	1'39.694	26.322	26.796	27.882	18.694	271.9
4	1'39.217	26.356	26.597	27.963	18.301	273.4
5	1'39.696	26.393	26.860	28.112	18.331	270.5
6	1'39.187	26.349	26.765	27.841	18.232	271.0
7	1'40.195	26.412	27.180	28.335	18.268	272.0
8	1'40.231	26.582	27.048	28.251	18.350	273.6
9	2'21.185	26.262	26.628	27.798	1'00.497	269.4
10	1'44.036	28.408	28.015	28.656	18.957	248.5
11	1'41.354	26.857	27.293	28.486	18.718	264.2
12	1'40.950	26.655	27.269	28.341	18.685	269.2
13	1'40.961	26.747	27.217	28.353	18.644	264.1
14	1'40.829	26.708	27.231	28.269	18.621	268.2
15	1'41.754	27.166	27.401	28.441	18.746	267.8
16	1'41.619	26.785	27.555	28.556	18.723	269.2

**28th 2** Josh HERRIN AirAsia Caterham USA

1	3'27.109 P	1'49.719	32.680	30.296	34.414	176.0
2	5'17.181	4'02.376	27.892	28.394	18.519	
3	1'40.165	26.815	26.897	28.015	18.438	267.8
4	1'39.961	26.537	26.891	28.073	18.460	268.3
5	1'40.257	26.583	26.994	28.170	18.510	270.1
6	1'40.072	26.575	26.806	28.032	18.659	269.8
7	1'40.407	26.686	27.134	28.235	18.352	270.5
8	1'40.348	26.601	27.001	28.296	18.450	271.0
9	1'40.189	26.708	27.001	28.070	18.410	270.3
10	1'40.294	26.809	26.972	28.114	18.399	269.1
11	1'40.039	26.612	26.870	28.175	18.382	268.2
12	1'42.247	28.503	27.137	28.268	18.339	269.9
13	1'42.285	28.581	27.191	28.128	18.385	270.5

**29th 21** Franco MORBIDEL Italtrans Racing Team ITA

1	1'45.950	33.268	26.767	27.820	18.095	158.8
2	1'38.418	26.226	26.404	27.654	18.134	277.1
3	1'38.218	26.184	26.388	27.604	18.042	273.5
4	1'39.045	26.442	26.668	27.770	18.165	273.5

**30th 19** Xavier SIMEON Federal Oil Gresini Mo BEL

1	1'46.301	33.487	26.677	28.041	18.096	162.9
2	1'38.359	26.292	26.367	27.641	18.059	278.8
3	1'38.441	26.474	26.359	27.549	18.059	281.5

Fastest Lap:

1'37.275

25.770

26.146

27.214

18.145

These data/results cannot be reproduced, stored and/or transmitted in whole or in part by any manner of electronic, mechanical, photocopying, recording, broadcasting or otherwise now known or herein after developed without the previous express consent by the copyright owner, except for reproduction in daily press and regular printed publications on sale to the public within 60 days of the event related to those data/results and always provided that copyright symbol appears together as follows below.

© DORNA, 2014





**Num Lap Time Gap**

70	1'39.293	28.600
45	1'39.048	28.941
22	1'39.509	33.409
8	1'47.031	42.079
39	1'40.734	1'10.329
10	1'44.036	1'12.057
2	1'40.294	5'43.853

**Lap 11**

36	1'37.967	
53	1'37.605	0.966
40	1'37.652	1.128
77	1'37.306	1.361
3	1'37.953	3.049
11	1'38.406	13.285
55	1'38.590	13.466
5	1'38.529	13.748
15	1'38.365	14.153
95	1'38.960	15.036
30	1'39.592	15.037
81	1'38.682	15.412
88	1'38.785	16.266
96	1'38.731	16.439
7	1'38.482	16.884
23	1'39.124	16.954
49	1'38.830	17.174
97	1'39.723	26.677
25	1'39.686	26.923
94	1'38.544	27.520
18	1'38.688	28.127
70	1'39.319	29.952
45	1'39.764	30.738
22	1'39.155	34.597
8	1'42.533	46.645
39	1'40.552	1'12.914
10	1'41.354	1'15.444
2	1'40.039	5'45.925

**Lap 12**

36	1'37.404	
53	1'37.448	1.010
40	1'37.327	1.051
77	1'37.605	1.562
3	1'37.849	3.494
11	1'38.502	14.383
5	1'38.545	14.889
15	1'38.573	15.322
55	1'39.292	15.354
30	1'38.361	15.994
95	1'38.496	16.128
81	1'38.726	16.734
96	1'38.676	17.711
7	1'38.538	18.018
88	1'39.608	18.470
23	1'38.971	18.521
49	1'39.068	18.838
94	1'38.726	28.842
97	1'39.646	28.919
25	1'40.009	29.528
18	1'38.959	29.682
70	1'39.835	32.383
45	1'39.108	32.442
22	1'39.294	36.487
8	1'41.172	50.413
39	1'40.810	1'16.320
10	1'40.950	1'18.990
2	1'42.247	5'50.768

**Lap 13**

36	1'37.275	
----	----------	--

40	1'37.679	1.455
77	1'37.662	1.949
53	1'38.292	2.027
3	1'38.294	4.513
11	1'38.331	15.439
55	1'38.092	16.171
5	1'38.564	16.178
15	1'38.232	16.279
95	1'38.133	16.986
30	1'38.745	17.464
81	1'38.396	17.855
96	1'38.367	18.803
23	1'39.015	20.261
88	1'39.251	20.446
49	1'39.096	20.659
7	1'40.491	21.234
94	1'38.495	30.062
97	1'39.418	31.062
25	1'38.866	31.119
18	1'39.247	31.654
45	1'39.366	34.533
70	1'39.532	34.640
22	1'39.267	38.479
8	1'41.273	54.411
39	1'40.694	1'19.739
10	1'40.961	1'22.676
2	1'42.285	5'55.778

**Lap 14**

36	1'37.571	
40	1'37.488	1.372
77	1'37.452	1.830
53	1'37.652	2.108
3	1'37.988	4.930
11	1'38.682	16.550
55	1'38.246	16.846
15	1'38.576	17.284
95	1'38.337	17.752
5	1'39.159	17.766
30	1'38.555	18.448
81	1'38.358	18.642
96	1'38.868	20.100
23	1'38.780	21.470
88	1'39.071	21.946
49	1'38.916	22.004
7	1'39.155	22.818
94	1'38.637	31.128
25	1'39.357	32.905
97	1'39.446	32.937
18	1'40.102	34.185
45	1'39.255	36.217
70	1'39.288	36.357
22	1'39.446	40.354
8	1'41.752	58.592
39	1'39.896	1'22.064
10	1'40.829	1'25.934

**Lap 15**

36	1'37.702	
40	1'37.561	1.231
77	1'37.442	1.570
53	1'37.607	2.013
3	1'38.329	5.557
11	1'38.469	17.317
55	1'38.322	17.466
15	1'38.281	17.863
95	1'38.187	18.237
5	1'38.603	18.667
30	1'38.298	19.044
81	1'38.641	19.581

96	1'38.542	20.940
23	1'38.784	22.552
88	1'38.808	23.052
49	1'38.825	23.127
7	1'40.137	25.253
94	1'38.607	32.033
97	1'39.317	34.552
25	1'39.633	34.836
18	1'40.023	36.506
45	1'39.315	37.830
70	1'39.263	37.918
22	1'39.734	42.386
8	1'41.852	1'02.742
39	1'40.074	1'24.436
10	1'41.754	1'29.986

**Lap 16**

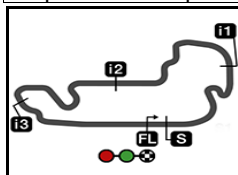
36	1'37.361	
40	1'37.510	1.380
77	1'37.487	1.696
53	1'37.907	2.559
3	1'38.452	6.648
11	1'38.683	18.639
55	1'38.569	18.674
15	1'38.490	18.992
95	1'38.611	19.487
5	1'38.616	19.922
30	1'38.330	20.013
81	1'38.743	20.963
96	1'39.093	22.672
23	1'38.645	23.836
88	1'39.634	25.325
49	1'39.748	25.514
7	1'41.088	28.980
94	1'38.290	32.962
97	1'39.373	36.564
25	1'39.432	36.907
18	1'39.479	38.624
70	1'39.112	39.669
45	1'39.254	39.723
22	1'39.474	44.499
8	1'42.409	1'07.790
39	1'41.935	1'29.010
10	1'41.619	1'34.244

Lapped rider

These data/results cannot be reproduced, stored and/or transmitted in whole or in part by any manner of electronic, mechanical, photocopying, recording, broadcasting or otherwise now known or herein after developed without the previous express consent by the copyright owner, except for reproduction in daily press and regular printed publications on sale to the public within 60 days of the event related to those data/results and always provided that copyright symbol appears together as follows below.

© DORNA, 2014





4170 m.

## RED BULL INDIANAPOLIS GRAND PRIX

## 2014 Rookie of the Year Classification

36

Rider	Nation	Points	QAT	AME	ARG	SPA	FRA	ITA	CAT	NED	GER	INP	CZE	GBR	RSM	ARA	JPN	AUS	MAL	VAL	
1 VIÑALES Maverick	SPA	140	13	25	-	11	13	7	20	20	11	20									
2 SALOM Luis	SPA	62	2	-	16	10	11	20	-	1	2	-									
3 FOLGER Jonas	GER	47	5	-	-	16	10	16	-	-	-	-									
4 LOWES Sam	GBR	33	10	-	8	-	7	8	-	-	-	-									
5 MORBIDELLI Franc	ITA	25	-	-	3	-	6	6	-	-	10	-									
6 SYHRIN Hafizh	MAL	18	1	1	-	-	1	-	-	6	-	9									
7 BALDASSARRI Lor	ITA	12	-	-	-	-	-	-	5	7	-	-									

These data/results cannot be reproduced, stored and/or transmitted in whole or in part by any manner of electronic, mechanical, photocopying, recording, broadcasting or otherwise now known or herein after developed without the previous express consent by the copyright owner, except for reproduction in daily press and regular printed publications on sale to the public within 60 days of the event related to those data/results and always provided that copyright symbol appears together as follows below.

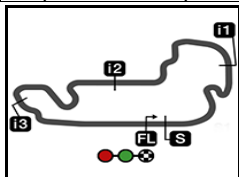
© DORNA, 2014

Official MotoGP Timing by **TISSOT**  
www.motogp.com

Indianapolis, Sunday, August 10, 2014



Indianapolis Motor Speedway



4170 m.

Results and timing service provided by **TISSOT**

After the **RED BULL INDIANAPOLIS GRAND PRIX**

**Moto2**

**2014 Riders Performance**

(Qualifying Position - Race Position)

**37**

Rider	Points	QAT	AME	ARG	SPA	FRA	ITA	CAT	NED	GER	INP	CZE	GBR	RSM	ARA	JPN	AUS	MAL	VAL
1 <b>RABAT Esteve</b>	183	1-1	1-2	1-1	6-4	2-3	1-1	1-1	1-8	3-4	2-4	-	-	-	-	-	-	-	-
2 <b>KALLIO Mika</b>	176	6-2	11-4	14-7	1-1	4-1	11-6	2-4	4-3	2-2	1-1	-	-	-	-	-	-	-	-
3 <b>VIÑALES Maverick</b>	140	14-4	6-1	4-NC	8-5	7-4	16-9	3-2	8-2	13-5	6-2	-	-	-	-	-	-	-	-
4 <b>AEGERTER Dominique</b>	112	11-NC	3-3	16-4	5-2	15-7	5-5	10-14	2-21	1-1	3-3	-	-	-	-	-	-	-	-
5 <b>CORSI Simone</b>	96	10-5	8-5	9-5	11-NC	6-2	22-4	15-NL	6-13	6-3	5-5	-	-	-	-	-	-	-	-
6 <b>LUTHI Thomas</b>	68	4-3	13-6	27-19	4-10	5-8	9-NC	7-5	17-6	8-9	9-NL	-	-	-	-	-	-	-	-
7 <b>WEST Anthony</b>	65	26-9	19-7	20-12	24-11	27-14	29-18	27-10	23-1	25-17	22-9	-	-	-	-	-	-	-	-
8 <b>SALOM Luis</b>	62	17-14	16-NL	6-3	3-6	3-5	6-2	11-NC	15-15	24-14	11-26	-	-	-	-	-	-	-	-
9 <b>ZARCO Johann</b>	52	9-23	2-NC	2-18	10-8	20-NC	12-7	8-3	7-4	7-NC	4-10	-	-	-	-	-	-	-	-
10 <b>FOLGER Jonas</b>	47	15-11	7-NC	5-16	7-3	1-6	4-3	5-NC	21-23	20-NC	19-18	-	-	-	-	-	-	-	-
11 <b>CORTESE Sandro</b>	42	2-7	15-14	13-9	2-9	9-12	3-13	4-NC	14-NC	21-NC	8-6	-	-	-	-	-	-	-	-
12 <b>SCHROTTER Marcel</b>	38	13-NC	10-9	12-11	9-NC	17-11	10-12	17-9	16-12	14-12	24-14	-	-	-	-	-	-	-	-
13 <b>SIMEON Xavier</b>	37	7-24	4-NC	3-2	12-7	11-NL	17-14	21-NC	10-25	11-10	16-NC	-	-	-	-	-	-	-	-
14 <b>DE ANGELIS Alex</b>	37	8-NC	14-8	8-6	19-17	13-NC	30-17	13-NC	19-5	9-NC	21-8	-	-	-	-	-	-	-	-
15 <b>LOWES Sam</b>	33	5-6	17-16	22-8	15-NC	10-9	2-8	9-NL	3-NC	26-20	10-24	-	-	-	-	-	-	-	-
16 <b>CARDUS Ricard</b>	28	18-12	22-10	18-NC	14-13	8-26	19-19	20-7	9-16	16-11	26-15	-	-	-	-	-	-	-	-
17 <b>TORRES Jordi</b>	27	16-8	12-26	11-10	22-12	22-17	7-11	16-NC	20-26	4-NC	12-12	-	-	-	-	-	-	-	-
18 <b>MORBIDELLI Franco</b>	25	29-25	21-17	15-13	23-20	14-10	8-10	12-21	13-24	5-6	13-NC	-	-	-	-	-	-	-	-
19 <b>PASINI Mattia</b>	22	12-17	20-12	7-NC	18-18	16-NC	13-NC	6-6	12-17	18-8	15-NS	-	-	-	-	-	-	-	-
20 <b>KRUMMENACHER Ran</b>	19	22-13	23-13	23-27	25-15	24-13	21-26	19-25	26-NC	10-7	18-NS	-	-	-	-	-	-	-	-
21 <b>SYHRIN Hafizh</b>	18	30-15	28-15	17-20	26-21	26-15	25-25	14-NC	28-10	17-18	20-7	-	-	-	-	-	-	-	-
22 <b>NAKAGAMI Takaaki</b>	16	3-DS	9-11	10-15	13-NC	21-16	15-16	25-13	5-14	28-21	7-11	-	-	-	-	-	-	-	-
23 <b>SIMON Julian</b>	15	19-16	5-23	19-17	16-14	12-NC	20-22	18-12	11-7	15-16	14-NL	-	-	-	-	-	-	-	-
24 <b>ROSSI Louis</b>	13	20-10	18-NC	24-25	21-NC	18-NC	24-20	26-15	22-28	22-13	27-13	-	-	-	-	-	-	-	-

NC=Not classified NL=Not finished first lap NP=Not started race re-start N2=Not finished first lap race re-start EX=Excluded NS=Not Started DS=Disqualified

These data/results cannot be reproduced, stored and/or transmitted in whole or in part by any manner of electronic, mechanical, photocopying, recording, broadcasting or otherwise now known or herein after developed without the previous express consent by the copyright owner, except for reproduction in daily press and regular printed publications on sale to the public within 60 days of the event related to those data/results and always provided that copyright symbol appears together as follows below.  
© DORNA, 2014

Official MotoGP Timing by **TISSOT**  
www.motogp.com



	<b>Rider</b>	<i>Points</i>	<b>QAT</b>	<b>AME</b>	<b>ARG</b>	<b>SPA</b>	<b>FRA</b>	<b>ITA</b>	<b>CAT</b>	<b>NED</b>	<b>GER</b>	<b>INP</b>	<i>CZE</i>	<i>GBR</i>	<i>RSM</i>	<i>ARA</i>	<i>JPN</i>	<i>AUS</i>	<i>MAL</i>	<i>VAL</i>
25	<b>BALDASSARRI Lorenzo</b>	<b>12</b>	23-NC	24-NC	21-28	20-NC	29-20	23-23	24-11	25-9	12-NC	32-17	-	-	-	-	-	-	-	-
26	<b>PONS Axel</b>	<b>10</b>	25-NC	25-19	26-26	28-16	25-NC	14-15	22-8	18-NC	23-15	17-16	-	-	-	-	-	-	-	-
27	<b>REA Gino</b>	<b>5</b>	24-NC	34-25	28-30	27-26	23-19	28-21	28-22	33-11	27-25	25-25	-	-	-	-	-	-	-	-
28	<b>TEROL Nicolas</b>	<b>2</b>	21-NC	26-NC	25-14	-	28-21	18-24	23-20	24-22	19-19	29-21	-	-	-	-	-	-	-	-

**NC=Not classified NL=Not finished first lap NP=Not started race re-start N2=Not finished first lap race re-start EX=Excluded NS=Not Started DS=Disqualified**

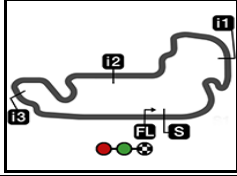
These data/results cannot be reproduced, stored and/or transmitted in whole or in part by any manner of electronic, mechanical, photocopying, recording, broadcasting or otherwise now known or herein after developed without the previous express consent by the copyright owner, except for reproduction in daily press and regular printed publications on sale to the public within 60 days of the event related to those data/results and always provided that copyright symbol appears together as follows below.  
© DORNA, 2014

Official MotoGP Timing by **TISSOT**  
www.motogp.com

**Indianapolis, Sunday, August 10, 2014**







**RED BULL INDIANAPOLIS GRAND PRIX**  
**Official Starting Grid**

4170 m.

Race : 16 laps = 66.72 km



1	<b>3</b> 1'37.209 <b>77 Dominique AEGERTER</b> Suter	<b>2</b> 1'37.056 <b>53 Esteve RABAT</b> Kalex	<b>1</b> 1'36.883 <b>36 Mika KALLIO</b> Kalex
2	<b>6</b> 1'37.513 <b>40 Maverick VIÑALES</b> Kalex	<b>5</b> 1'37.456 <b>3 Simone CORSI</b> Kalex	<b>4</b> 1'37.452 <b>5 Johann ZARCO</b> Caterham Suter
3	<b>9</b> 1'37.582 <b>12 Thomas LUTHI</b> Suter	<b>8</b> 1'37.558 <b>11 Sandro CORTESE</b> Kalex	<b>7</b> 1'37.524 <b>30 Takaaki NAKAGAMI</b> Kalex
4	<b>12</b> 1'37.891 <b>81 Jordi TORRES</b> Suter	<b>11</b> 1'37.758 <b>39 Luis SALOM</b> Kalex	<b>10</b> 1'37.664 <b>22 Sam LOWES</b> Speed Up
5	<b>15</b> 1'37.970 <b>54 Mattia PASINI</b> Kalex	<b>14</b> 1'37.949 <b>60 Julian SIMON</b> Kalex	<b>13</b> 1'37.913 <b>21 Franco MORBIDELLI</b> Kalex
6	<b>18</b> 1'38.010 <b>4 Randy KRUMMENACHER</b> Suter	<b>17</b> 1'37.996 <b>49 Axel PONS</b> Kalex	<b>16</b> 1'37.981 <b>19 Xavier SIMEON</b> Suter
7	<b>21</b> 1'38.086 <b>15 Alex DE ANGELIS</b> Suter	<b>20</b> 1'38.083 <b>55 Hafizh SYAHRIN</b> Kalex	<b>19</b> 1'38.062 <b>94 Jonas FOLGER</b> Kalex
8	<b>24</b> 1'38.130 <b>23 Marcel SCHROTTER</b> Tech 3	<b>23</b> 1'38.123 <b>2 Josh HERRIN</b> Caterham Suter	<b>22</b> 1'38.106 <b>95 Anthony WEST</b> Speed Up

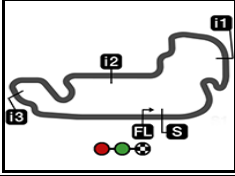
The results are provisional until the end of the limit for protest and appeals and until the ratification of the Event Management Committee.

Time limit for protest expires 60' at the latest after publication of the results - Mr. .... Time: .....

These data/results cannot be reproduced, stored and/or transmitted in whole or in part by any manner of electronic, mechanical, photocopying, recording, broadcasting or otherwise now known or herein after developed without the previous express consent by the copyright owner, except for reproduction in daily press and regular printed publications on sale to the public within 60 days of the event related to those data/results and always provided that copyright symbol appears together as follows below.

© DORNA, 2014





## RED BULL INDIANAPOLIS GRAND PRIX

### Official Starting Grid

4170 m.

Race : 16 laps = 66.72 km

9	<b>27</b> 1'38.369 <b>96 Louis ROSSI</b> Kalex	<b>26</b> 1'38.202 <b>88 Ricard CARDUS</b> Tech 3	<b>25</b> 1'38.171 <b>8 Gino REA</b> Suter
10	<b>30</b> 1'38.638 <b>45 Tetsuta NAGASHIMA</b> TSR	<b>29</b> 1'38.505 <b>18 Nicolas TEROL</b> Suter	<b>28</b> 1'38.411 <b>25 Azlan SHAH</b> Kalex
11	<b>33</b> 1'39.129 <b>10 Thitipong WAROKORN</b> Kalex	<b>32</b> 1'39.084 <b>7 Lorenzo BALDASSARRI</b> Suter	<b>31</b> 1'38.680 <b>70 Robin MULHAUSER</b> Suter
12			<b>34</b> 1'39.406 <b>97 Roman RAMOS</b> Speed Up

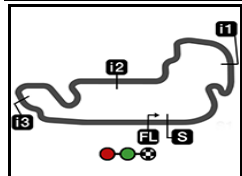
The results are provisional until the end of the limit for protest and appeals and until the ratification of the Event Management Committee.

Time limit for protest expires 60' at the latest after publication of the results - Mr. .... Time: .....

These data/results cannot be reproduced, stored and/or transmitted in whole or in part by any manner of electronic, mechanical, photocopying, recording, broadcasting or otherwise now known or herein after developed without the previous express consent by the copyright owner, except for reproduction in daily press and regular printed publications on sale to the public within 60 days of the event related to those data/results and always provided that copyright symbol appears together as follows below.

© DORNA, 2014





4170 m.

**RED BULL INDIANAPOLIS GRAND PRIX**

**Race**

**Top Speed & Average**



Rider	Nation	Motorcycle	Top 5 speeds					Average	Top
53 Esteve RABAT	SPA	KALEX	282.9	280.2	278.8	276.2	275.1	278.6	282.9
39 Luis SALOM	SPA	KALEX	282.0	280.1	279.2	273.7	270.4	277.1	282.0
18 Nicolas TEROL	SPA	SUTER	281.9	280.1	278.3	278.1	277.7	279.2	281.9
55 Hafizh SYAHRIN	MAL	KALEX	281.7	278.7	277.8	276.9	276.5	278.3	281.7
23 Marcel SCHROTTER	GER	TECH 3	281.6	281.5	280.1	279.8	279.8	280.6	281.6
19 Xavier SIMEON	BEL	SUTER	281.5	278.8	162.9			241.1	281.5
81 Jordi TORRES	SPA	SUTER	281.3	280.7	279.5	278.3	277.6	279.5	281.3
30 Takaaki NAKAGAMI	JPN	KALEX	280.9	279.8	278.3	277.6	277.3	278.8	280.9
3 Simone CORSI	ITA	KALEX	280.8	279.8	279.5	278.0	277.7	279.2	280.8
7 Lorenzo BALDASSARRI	ITA	SUTER	280.6	279.5	276.7	275.2	274.6	277.3	280.6
49 Axel PONS	SPA	KALEX	280.4	277.4	276.9	276.7	276.5	277.4	280.4
15 Alex DE ANGELIS	RSM	SUTER	280.3	279.5	278.9	278.8	278.2	279.1	280.3
88 Ricard CARDUS	SPA	TECH 3	280.0	278.5	277.6	276.8	276.7	277.9	280.0
96 Louis ROSSI	FRA	KALEX	280.0	279.1	278.9	278.8	277.3	278.8	280.0
11 Sandro CORTESE	GER	KALEX	279.7	279.2	277.0	275.6	275.1	277.3	279.7
40 Maverick VIÑALES	SPA	KALEX	279.2	278.4	278.3	276.2	276.1	277.6	279.2
22 Sam LOWES	GBR	SPEED UP	278.4	277.5	276.5	276.4	275.9	276.9	278.4
97 Roman RAMOS	SPA	SPEED UP	278.0	277.8	273.8	273.5	273.1	275.2	278.0
25 Azlan SHAH	MAL	KALEX	277.3	274.6	273.5	273.3	273.2	274.4	277.3
21 Franco MORBIDELLI	ITA	KALEX	277.1	273.5	273.5	158.8		245.7	277.1
95 Anthony WEST	AUS	SPEED UP	277.1	276.7	275.8	275.7	275.6	276.2	277.1
77 Dominique AEGERTER	SWI	SUTER	277.0	275.8	275.4	275.3	275.0	275.7	277.0
5 Johann ZARCO	FRA	CATERHAM S	276.9	275.3	274.4	273.7	273.7	274.8	276.9
8 Gino REA	GBR	SUTER	276.7	276.3	276.1	275.5	275.4	276.0	276.7
94 Jonas FOLGER	GER	KALEX	276.1	275.9	275.0	273.1	272.1	274.1	276.1
45 Tetsuta NAGASHIMA	JPN	TSR	275.6	272.9	272.4	271.9	271.4	272.8	275.6
70 Robin MULHAUSER	SWI	SUTER	275.2	273.6	273.0	272.2	271.5	272.8	275.2
36 Mika KALLIO	FIN	KALEX	275.0	274.2	273.3	272.9	271.8	273.2	275.0
10 Thitipong WAROKORN	THA	KALEX	274.1	273.6	273.4	272.0	271.9	273.0	274.1
2 Josh HERRIN	USA	CATERHAM S	271.0	270.5	270.5	270.3	270.1	270.5	271.0
60 Julian SIMON	SPA	KALEX							156.9
12 Thomas LUTHI	SWI	SUTER							151.1

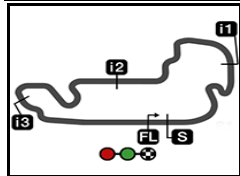
These data/results cannot be reproduced, stored and/or transmitted in whole or in part by any manner of electronic, mechanical, photocopying, recording, broadcasting or otherwise now known or herein after developed without the previous express consent by the copyright owner, except for reproduction in daily press and regular printed publications on sale to the public within 60 days of the event related to those data/results and always provided that copyright symbol appears together as follows below.

© DORNA, 2014

Official MotoGP Timing by **TISSOT**  
www.motogp.com



**Indianapolis, Sunday, August 10, 2014**




4170 m.

## RED BULL INDIANAPOLIS GRAND PRIX

### Race

### Fastest Laps Sequence

Lap	Race Time	 Rider	Nation	Motorcycle	Time	Km/h	Riders's Lap
2	<b>3'21.027</b>	36 <b>Mika KALLIO</b>	FIN	KALEX	<b>1'37.756</b>	153.5	2
2	<b>3'23.163</b>	3 <b>Simone CORSI</b>	ITA	KALEX	<b>1'37.623</b>	153.7	2
3	<b>4'59.665</b>	53 <b>Esteve RABAT</b>	SPA	KALEX	<b>1'37.317</b>	154.2	3
11	<b>18'01.458</b>	77 <b>Dominique AEGERTER</b>	SWI	SUTER	<b>1'37.306</b>	154.2	11
13	<b>21'14.776</b>	36 <b>Mika KALLIO</b>	FIN	KALEX	<b>1'37.275</b>	154.3	13

These data/results cannot be reproduced, stored and/or transmitted in whole or in part by any manner of electronic, mechanical, photocopying, recording, broadcasting or otherwise now known or herein after developed without the previous express consent by the copyright owner, except for reproduction in daily press and regular printed publications on sale to the public within 60 days of the event related to those data/results and always provided that copyright symbol appears together as follows below.

© DORNA, 2014

