

5078 m.

## GRAN PREMIO MOVISTAR DE ARAGÓN

Qualifying  
Classification

	Rider	Nation	Team	Motorcycle	Time	Lap Total	Gap	Top Speed
1	42 Alex RINS	SPA	Estrella Galicia 0,0	HONDA	<b>1'58.318</b>	13 15		<b>230.4</b>
2	52 Danny KENT	GBR	Red Bull Husqvarna Ajo	HUSQVARNA	<b>1'58.434</b>	14 15	0.116 0.116	<b>229.1</b>
3	58 Juanfran GUEVARA	SPA	Mapfre Aspar Team Moto3	KALEX KTM	<b>1'58.470</b>	14 16	0.152 0.036	<b>237.5</b>
4	8 Jack MILLER	AUS	Red Bull KTM Ajo	KTM	<b>1'58.476</b>	15 16	0.158 0.006	<b>225.0</b>
5	12 Alex MARQUEZ	SPA	Estrella Galicia 0,0	HONDA	<b>1'58.510</b>	13 16	0.192 0.034	<b>225.6</b>
6	33 Enea BASTIANINI	ITA	Junior Team GO&FUN Moto3	KTM	<b>1'58.647</b>	12 13	0.329 0.137	<b>225.7</b>
7	32 Isaac VIÑALES	SPA	Calvo Team	KTM	<b>1'58.707</b>	13 15	0.389 0.060	<b>229.0</b>
8	17 John MCPHEE	GBR	SaxoPrint-RTG	HONDA	<b>1'58.743</b>	14 16	0.425 0.036	<b>229.3</b>
9	23 Niccolò ANTONELLI	ITA	Junior Team GO&FUN Moto3	KTM	<b>1'58.770</b>	15 15	0.452 0.027	<b>230.5</b>
10	7 Efnen VAZQUEZ	SPA	SaxoPrint-RTG	HONDA	<b>1'58.828</b>	15 15	0.510 0.058	<b>238.5</b>
11	99 Jorge NAVARRO	SPA	Marc VDS Racing Team	KALEX KTM	<b>1'58.969</b>	16 17	0.651 0.141	<b>229.5</b>
12	84 Jakub KORNFEIL	CZE	Calvo Team	KTM	<b>1'58.999</b>	17 17	0.681 0.030	<b>226.0</b>
13	5 Romano FENATI	ITA	SKY Racing Team VR46	KTM	<b>1'59.032</b>	13 17	0.714 0.033	<b>229.0</b>
14	16 Andrea MIGNO	ITA	Mahindra Racing	MAHINDRA	<b>1'59.187</b>	16 17	0.869 0.155	<b>230.5</b>
15	41 Brad BINDER	RSA	Ambrogio Racing	MAHINDRA	<b>1'59.208</b>	13 14	0.890 0.021	<b>226.3</b>
16	10 Alexis MASBOU	FRA	Ongetta-Rivacold	HONDA	<b>1'59.224</b>	15 16	0.906 0.016	<b>230.7</b>
17	98 Karel HANIKA	CZE	Red Bull KTM Ajo	KTM	<b>1'59.314</b>	16 17	0.996 0.090	<b>233.3</b>
18	63 Zulfahmi KHAIRUDDIN	MAL	Ongetta-AirAsia	HONDA	<b>1'59.374</b>	7 16	1.056 0.060	<b>229.9</b>
19	50 Hiroki ONO	JPN	Honda Team Asia	HONDA	<b>1'59.422</b>	14 15	1.104 0.048	<b>231.4</b>
20	44 Miguel OLIVEIRA	POR	Mahindra Racing	MAHINDRA	<b>1'59.626</b>	15 17	1.308 0.204	<b>229.2</b>
21	57 Eric GRANADO	BRA	Calvo Team	KTM	<b>1'59.636</b>	14 15	1.318 0.010	<b>225.0</b>
22	21 Francesco BAGNAIA	ITA	SKY Racing Team VR46	KTM	<b>1'59.718</b>	2 5	1.400 0.082	<b>229.9</b>
23	19 Alessandro TONUCCI	ITA	CIP	MAHINDRA	<b>2'00.027</b>	13 15	1.709 0.309	<b>227.7</b>
24	3 Matteo FERRARI	ITA	San Carlo Team Italia	MAHINDRA	<b>2'00.046</b>	15 15	1.728 0.019	<b>228.4</b>
25	95 Jules DANILO	FRA	Ambrogio Racing	MAHINDRA	<b>2'00.087</b>	16 16	1.769 0.041	<b>229.2</b>
26	31 Niklas AJO	FIN	Avant Tecno Husqvarna Ajo	HUSQVARNA	<b>2'00.260</b>	4 4	1.942 0.173	<b>216.1</b>
27	9 Scott DEROUÉ	NED	RW Racing GP	KALEX KTM	<b>2'00.289</b>	15 16	1.971 0.029	<b>230.9</b>
28	38 Hafiq AZMI	MAL	SIC-AJO	KTM	<b>2'00.329</b>	14 15	2.011 0.040	<b>227.8</b>
29	91 Gabriel RODRIGO	ARG	RBA Racing Team	KTM	<b>2'00.384</b>	15 16	2.066 0.055	<b>228.7</b>
30	55 Andrea LOCATELLI	ITA	San Carlo Team Italia	MAHINDRA	<b>2'00.765</b>	7 7	2.447 0.381	<b>223.5</b>
31	13 Jasper IWEMA	NED	CIP	MAHINDRA	<b>2'00.805</b>	11 11	2.487 0.040	<b>232.1</b>
32	22 Ana CARRASCO	SPA	RW Racing GP	KALEX KTM	<b>2'00.878</b>	10 16	2.560 0.073	<b>226.8</b>
33	43 Luca GRÜNWARD	GER	Kiefer Racing	KALEX KTM	<b>2'01.044</b>	3 13	2.726 0.166	<b>225.4</b>
34	65 Philipp OETTL	GER	Interwetten Paddock Moto3	KALEX KTM	<b>2'01.107</b>	7 16	2.789 0.063	<b>223.0</b>
35	4 Gabriel RAMOS	VEN	Kiefer Racing	KALEX KTM	<b>2'02.112</b>	15 16	3.794 1.005	<b>225.6</b>

Practice condition: Dry

Air: 22°

Humidity: 55%

Ground: 31°

<b>Fastest Lap:</b>	Lap: 13	<b>Alex RINS</b>	<b>1'58.318</b>	154.5 Km/h
<b>Circuit Record Lap:</b>	2013	<b>Philipp OETTL</b>	<b>1'59.681</b>	152.7 Km/h
<b>Circuit Best Lap:</b>	2014	<b>Juanfran GUEVARA</b>	<b>1'57.930</b>	155.0 Km/h

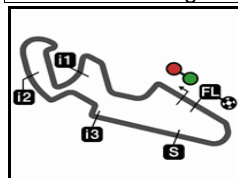
The results are provisional until the end of the limit for protest and appeals.

Time limit for protest expires 30' after publication of the results - Mr. .... Time: .....

These data/results cannot be reproduced, stored and/or transmitted in whole or in part by any manner of electronic, mechanical, photocopying, recording, broadcasting or otherwise now known or herein after developed without the previous express consent by the copyright owner, except for reproduction in daily press and regular printed publications on sale to the public within 60 days of the event related to those data/results and always provided that copyright symbol appears together as follows below.

© DORNA, 2014





5078 m.

## GRAN PREMIO MOVISTAR DE ARAGÓN

Qualifying

Top Speed &amp; Average

21A



Rider	Nation	Motorcycle	Top 5 speeds					Average	Top
7 Efen VAZQUEZ	SPA	HONDA	238.5	233.6	233.2	230.5	230.1	233.2	238.5
58 Juanfran GUEVARA	SPA	KALEX KTM	237.5	234.4	233.3	231.9	230.4	233.5	237.5
98 Karel HANIKA	CZE	KTM	233.3	226.2	224.7	223.9	222.9	226.2	233.3
13 Jasper IWEMA	NED	MAHINDRA	232.1	228.3	225.3	224.6	223.7	226.8	232.1
50 Hiroki ONO	JPN	HONDA	231.4	230.6	229.7	229.2	228.8	229.9	231.4
9 Scott DEROUE	NED	KALEX KTM	230.9	228.8	227.7	225.9	223.7	227.4	230.9
10 Alexis MASBOU	FRA	HONDA	230.7	225.4	223.8	223.7	223.4	225.4	230.7
16 Andrea MIGNO	ITA	MAHINDRA	230.5	230.3	227.2	227.0	226.9	228.0	230.5
23 Niccolò ANTONELLI	ITA	KTM	230.5	228.1	227.7	227.7	226.9	228.2	230.5
42 Alex RINS	SPA	HONDA	230.4	228.6	225.4	224.4	224.2	226.6	230.4
63 Zulfahmi KHAIRUDDIN	MAL	HONDA	229.9	229.5	225.2	223.8	222.2	226.1	229.9
21 Francesco BAGNAIA	ITA	KTM	229.9	227.5	226.9	222.1	221.1	225.5	229.9
99 Jorge NAVARRO	SPA	KALEX KTM	229.5	228.7	226.8	226.7	226.4	227.6	229.5
17 John MCPHEE	GBR	HONDA	229.3	227.9	227.6	226.7	223.7	227.0	229.3
44 Miguel OLIVEIRA	POR	MAHINDRA	229.2	228.8	225.8	225.6	224.2	226.7	229.2
95 Jules DANILO	FRA	MAHINDRA	229.2	229.0	228.7	228.4	228.3	228.7	229.2
52 Danny KENT	GBR	HUSQVARNA	229.1	227.8	227.5	226.2	225.4	227.2	229.1
5 Romano FENATI	ITA	KTM	229.0	225.6	224.8	224.7	223.4	225.5	229.0
32 Isaac VIÑALES	SPA	KTM	229.0	225.8	224.8	221.1	220.9	224.3	229.0
91 Gabriel RODRIGO	ARG	KTM	228.7	226.4	226.1	225.5	223.6	226.1	228.7
3 Matteo FERRARI	ITA	MAHINDRA	228.4	226.0	225.0	224.9	223.8	225.6	228.4
38 Hafiq AZMI	MAL	KTM	227.8	227.0	226.9	226.7	226.6	227.0	227.8
19 Alessandro TONUCCI	ITA	MAHINDRA	227.7	226.2	223.3	223.3	222.4	224.6	227.7
22 Ana CARRASCO	SPA	KALEX KTM	226.8	226.7	225.3	222.4	222.0	224.6	226.8
41 Brad BINDER	RSA	MAHINDRA	226.3	225.3	225.3	224.2	223.0	224.8	226.3
84 Jakub KORNFEIL	CZE	KTM	226.0	225.9	224.7	224.6	224.2	225.1	226.0
33 Enea BASTIANINI	ITA	KTM	225.7	224.9	224.5	224.2	222.3	224.3	225.7
12 Alex MARQUEZ	SPA	HONDA	225.6	223.5	223.2	222.4	221.6	223.3	225.6
4 Gabriel RAMOS	VEN	KALEX KTM	225.6	222.6	221.0	220.8	220.8	222.2	225.6
43 Luca GRÜNWARD	GER	KALEX KTM	225.4	225.2	224.5	223.6	223.4	224.4	225.4
8 Jack MILLER	AUS	KTM	225.0	224.6	224.3	224.1	224.0	224.4	225.0
57 Eric GRANADO	BRA	KTM	225.0	223.9	222.2	221.8	220.8	222.7	225.0
55 Andrea LOCATELLI	ITA	MAHINDRA	223.5	220.3	219.3	218.8	204.8	217.3	223.5
65 Philipp OETTL	GER	KALEX KTM	223.0	222.2	222.2	222.1	221.3	222.2	223.0
31 Niklas AJO	FIN	HUSQVARNA	216.1	216.0	206.6	135.2		193.5	216.1

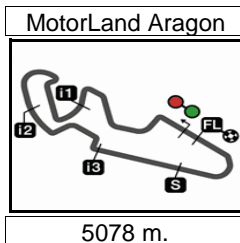
These data/results cannot be reproduced, stored and/or transmitted in whole or in part by any manner of electronic, mechanical, photocopying, recording, broadcasting or otherwise now known or herein after developed without the previous express consent by the copyright owner, except for reproduction in daily press and regular printed publications on sale to the public within 60 days of the event related to those data/results and always provided that copyright symbol appears together as follows below.

© DORNA, 2014

Official MotoGP Timing by TISSOT  
www.motogp.com



Alcañiz, Saturday, September 27, 2014



## GRAN PREMIO MOVISTAR DE ARAGÓN

### Qualifying

### Chronological Analysis of Performances



P Crossing the finish line in pit lane		T1 Time from finish line to 1st intermediate	T2 Time from 1st intermed. to 2nd intermed.	T3 Time from 2nd intermed. to 3rd intermed.	T4 Time from 3rd intermediate to finish line	Speed	Lap	Lap Time	T1	T2	T3	T4	Speed
<b>1st</b>	<b>42</b>	<b>Alex RINS</b>		Estrella Galicia 0,0		SPA	15	<b>2'00.289</b>	33.740	33.409	22.761	30.379	228.7
		Runs=3	Total laps=15	Full laps=10			16	<b>1'58.598</b>	33.166	33.016	22.060	30.356	226.6
1	2'41.973	1'12.197	35.069	23.041	31.666	217.3							
2	<b>2'00.202</b>	33.595	33.581	21.975	31.051	221.8							
3	<b>2'00.091</b>	33.500	33.543	22.046	31.002	221.1							
4	<b>1'59.928</b>	33.494	33.548	22.066	30.820	223.0							
5	2'05.293 P	33.516	33.487	22.175	36.115	222.3							
6	10'10.913	8'38.642	35.558	25.264	31.449	217.6							
7	<b>1'58.443</b>	33.132	33.105	21.803	30.403	225.4							
8	<b>1'58.661</b>	32.970	33.053	22.043	30.595	222.9							
9	2'13.220 P	39.775	34.145	22.385	36.915	219.5							
10	4'24.814	2'35.100	34.711	30.329	44.674	213.6							
11	<b>1'58.471</b>	33.269	33.090	21.816	30.296	230.4							
12	<b>2'23.808</b>	41.198	48.201	23.397	31.012	224.2							
13	<b>1'58.318</b>	33.064	33.127	21.763	30.364	228.6							
14	<b>1'58.711</b>	33.230	33.131	21.880	30.470	224.4							
15	<b>2'09.336</b>	39.811	33.973	23.100	32.452	222.3							
<b>4th</b>	<b>8</b>	<b>Jack MILLER</b>		Red Bull KTM Ajo		AUS	15	<b>2'00.289</b>	33.740	33.409	22.761	30.379	228.7
		Runs=3	Total laps=16	Full laps=11			16	<b>1'58.598</b>	33.166	33.016	22.060	30.356	226.6
1	2'14.965	40.405	35.137	23.761	35.662	197.5							
2	<b>2'00.214</b>	33.570	33.511	22.349	30.784	225.0							
3	<b>2'02.736</b>	33.827	33.801	22.206	32.902	224.0							
4	2'09.192 P	33.802	36.936	22.844	35.610	221.4							
5	4'24.102	2'56.444	34.760	22.101	30.797	221.9							
6	<b>1'58.998</b>	33.226	33.065	22.192	30.515	223.4							
7	<b>1'58.766</b>	33.229	33.041	22.050	30.446	224.3							
8	<b>1'59.047</b>	33.392	33.110	21.954	30.591	222.6							
9	<b>1'58.948</b>	33.261	33.188	22.138	30.361	224.6							
10	2'07.768 P	34.927	34.783	22.551	35.507	223.5							
11	8'36.047	7'02.317	36.540	23.502	33.688	196.9							
12	<b>1'58.864</b>	33.343	33.034	22.099	30.388	224.1							
13	<b>2'17.153</b>			24.955	30.896	221.9							
14	<b>2'00.209</b>	33.250	33.071	21.859	32.029	221.4							
15	<b>1'58.476</b>	33.125	32.887	21.902	30.562	220.2							
16	<b>1'58.954</b>	33.269	33.160	21.918	30.607	221.3							
<b>5th</b>	<b>12</b>	<b>Alex MARQUEZ</b>		Estrella Galicia 0,0		SPA	15	<b>2'00.289</b>	33.740	33.409	22.761	30.379	228.7
		Runs=3	Total laps=16	Full laps=10			16	<b>1'58.598</b>	33.166	33.016	22.060	30.356	226.6
1	2'00.339	31.747	34.482	22.831	31.279	219.2							
2	<b>2'01.491</b>	34.293	33.809	22.371	31.018	220.4							
3	<b>2'00.885</b>	33.950	33.653	22.387	30.895	220.7							
4	<b>2'00.732</b>	33.885	33.525	22.377	30.945	221.0							
5	2'08.804 P	35.600	34.467	22.950	35.787	221.5							
6	4'31.184	2'49.040	37.217	24.174	40.753	167.6							
7	<b>1'59.825</b>	33.500	33.717	22.103	30.505	223.2							
8	<b>1'59.264</b>	33.487	33.214	22.021	30.542	220.6							
9	<b>2'05.546</b>	33.405	33.592	25.532	33.017	192.1							
10	2'05.384 P	33.274	33.876	22.374	35.860	221.6							
11	8'04.418	6'19.979	35.437	23.231	45.771	99.7							
12	<b>1'59.198</b>	33.324	33.079	22.055	30.740	219.0							
13	<b>1'58.510</b>	33.183	33.014	21.896	30.417	223.5							
14	<b>1'58.800</b>	33.216	33.123	21.993	30.468	225.6							
15	<b>2'03.476</b>	36.933	33.571	22.365	30.607	222.4							
16	2'15.490 P	38.448	36.782	23.664	36.596	217.6							
<b>6th</b>	<b>33</b>	<b>Enea BASTIANINI</b>		Junior Team GO&FU		ITA	15	<b>2'00.289</b>	33.740	33.409	22.761	30.379	228.7
		Runs=3	Total laps=13	Full laps=8			16	<b>1'58.598</b>	33.166	33.016	22.060	30.356	226.6
1	2'29.034	57.387	36.504	23.708	31.435	217.2							
2	<b>2'01.438</b>	34.195	33.688	22.379	31.176	220.8							
3	2'08.808 P	34.324	34.333	22.892	37.259	215.4							
4	8'03.595	6'20.092	38.562	25.357	39.584	167.5							
5	<b>2'01.195</b>	33.846	34.460	22.336	30.553	225.7							
6	<b>1'58.790</b>	33.260	32.960	22.192	30.378	224.9							
7	<b>1'59.114</b>	33.192	33.105	22.115	30.702	218.3							
8	2'10.330 P	37.738	33.493	22.328	36.771	222.3							
9	9'48.795	8'14.678	35.692	25.342	33.083	212.7							

**Fastest Lap:** Alex RINS Estrella Galicia 0,0 SPA **1'58.318** 33.064 33.127 21.763 30.364

These data/results cannot be reproduced, stored and/or transmitted in whole or in part by any manner of electronic, mechanical, photocopying, recording, broadcasting or otherwise now known or herein after developed without the previous express consent by the copyright owner, except for reproduction in daily press and regular printed publications on sale to the public within 60 days of the event related to those data/results and always provided that copyright symbol appears together as follows below.  
© DORNA, 2014



# Qualifying

# Moto3

Lap	Lap Time	T1	T2	T3	T4	Speed	Lap	Lap Time	T1	T2	T3	T4	Speed
10	<b>1'59.601</b>	33.469	33.101	22.077	30.954	218.0	2	<b>2'00.312</b>	33.964	33.533	22.513	<b>30.302</b>	<b>238.5</b>
11	<b>2'15.949</b>	46.704	36.467	22.196	30.582	224.2	3	<b>1'59.616</b>	33.637	33.318	22.254	30.407	223.0
12	<b>1'58.647</b>	33.339	<b>32.850</b>	<b>22.075</b>	30.383	224.5	4	<b>2'08.714</b>	37.993	35.418	24.825	30.478	230.1
13	<b>2'03.843</b>	33.958	37.011	22.119	30.755	220.4	5	<b>1'59.907</b>	33.747	33.318	22.295	30.547	230.5
<b>7th 32 Isaac VIÑALES Calvo Team SPA</b> Runs=4 Total laps=15 Full laps=9							6	<b>2'08.684</b> P	<b>34.281</b>	<b>33.746</b>	<b>22.684</b>	<b>37.973</b>	<b>233.2</b>
1	2'23.329	54.509	34.813	22.783	31.224	218.8	7	5'25.565	3'54.293	37.052	23.551	30.669	224.5
2	<b>2'01.089</b>	33.898	33.690	22.371	31.130	220.3	8	<b>2'00.208</b>	33.694	33.464	22.403	30.647	226.6
3	<b>2'01.407</b>	33.959	33.819	22.524	31.105	217.6	9	2'14.449 P	33.770	33.362			199.1
4	<b>2'00.801</b>	33.928	33.438	22.762	30.673	<b>229.0</b>	10	9'08.334	6'58.866	36.758	37.477	55.233	176.7
5	<b>2'00.721</b>	33.909	33.640	22.233	30.939	221.1	11	<b>2'07.464</b>	38.331	36.023	22.349	30.761	226.8
6	2'07.474 P	33.888	33.541	22.673	37.372	225.8	12	<b>2'16.673</b>	33.936	46.383	25.326	31.028	225.5
7	4'53.338	3'20.475	34.967	25.059	32.837	213.3	13	<b>1'59.596</b>	33.656	33.300	<b>22.268</b>	30.372	233.6
8	<b>1'59.498</b>	33.584	33.154	22.079	30.681	218.7	14	<b>1'59.177</b>	33.538	33.164	<b>22.149</b>	30.326	225.1
9	<b>1'59.748</b>	33.566	33.281	22.015	30.886	218.6	15	<b>1'58.828</b>	<b>33.272</b>	<b>33.049</b>	22.157	30.350	227.8
10	2'06.399 P	34.160	33.993	22.276	35.970	217.6	<b>11th 99 Jorge NAVARRO Marc VDS Racing Tea SPA</b> Runs=3 Total laps=17 Full laps=12						
11	5'30.258 P	3'58.348	33.582	22.201	36.127	218.5	1	2'07.592	36.689	34.733	22.575	33.595	207.0
12	5'26.464	3'21.324	38.500	27.918	58.722	106.1	2	<b>2'01.495</b>	34.193	33.587	22.346	31.369	219.9
13	<b>1'58.707</b>	33.475	<b>33.025</b>	<b>21.830</b>	<b>30.377</b>	224.8	3	<b>2'00.761</b>	33.937	33.472	22.342	31.010	220.7
14	<b>1'59.808</b>	33.688	33.155	22.077	30.888	220.2	4	<b>2'19.018</b>	47.736	37.834	22.580	30.868	226.4
15	<b>1'59.607</b>	<b>33.315</b>	33.407	22.328	30.557	220.9	5	<b>2'00.288</b>	34.007	33.473	22.208	30.600	226.8
<b>8th 17 John MCPHEE SaxoPrint-RTG GBR</b> Runs=3 Total laps=16 Full laps=11							6	<b>2'00.085</b>	33.729	33.394	22.246	30.716	228.7
1	2'23.708	53.206	34.794	23.118	32.590	190.8	7	2'12.394 P	34.196	33.747	27.649	36.802	221.9
2	<b>2'00.638</b>	33.907	33.559	22.449	30.723	227.9	8	6'01.885	4'26.844	38.594	22.490	33.957	184.7
3	<b>2'02.766</b>	34.581	33.541	22.493	32.151	191.5	9	<b>1'59.303</b>	33.742	<b>33.070</b>	22.141	<b>30.350</b>	<b>229.5</b>
4	<b>1'59.763</b>	33.639	33.320	22.358	30.446	<b>229.3</b>	10	<b>2'12.762</b>	37.859	35.524	26.826	32.553	207.7
5	<b>2'00.972</b>	34.474	33.485	22.343	30.670	223.7	11	<b>1'59.569</b>	33.692	33.201	22.007	30.669	219.7
6	2'12.312 P	39.268	34.617	22.648	35.779	220.2	12	2'09.561 P	37.294	33.731	22.079	36.457	223.0
7	5'46.746	4'11.745	38.208	24.218	32.575	187.8	13	4'24.622	2'42.465	40.250	23.843	38.064	113.3
8	<b>1'59.975</b>	33.565	33.396	22.487	30.527	226.7	14	<b>2'18.273</b>	34.004	43.547	<b>29.486</b>	31.236	208.3
9	<b>2'00.793</b>	33.798	33.477	22.399	31.119	220.4	15	<b>1'59.732</b>	33.514	33.425	<b>21.945</b>	30.848	225.5
10	<b>2'00.184</b>	33.603	33.317	22.759	30.505	221.4	16	<b>1'58.969</b>	33.432	33.108	22.047	30.382	226.7
11	<b>2'00.043</b>	33.651	33.401	22.232	30.759	218.3	17	<b>1'59.150</b>	<b>33.343</b>	33.236	22.137	30.434	226.3
12	2'07.134 P	34.924	33.938	22.577	35.695	218.4	<b>12th 84 Jakub KORNFEIL Calvo Team CZE</b> Runs=3 Total laps=17 Full laps=12						
13	6'20.721	4'52.730	34.082	22.647	31.262	211.6	1	2'09.377	36.927	35.523	23.193	33.734	216.5
14	<b>1'58.743</b>	<b>33.243</b>	<b>33.133</b>	<b>22.122</b>	<b>30.245</b>	227.6	2	<b>2'01.204</b>	34.236	33.908	22.483	30.577	<b>226.0</b>
15	<b>2'04.011</b>	34.846	33.395	22.692	33.078	212.3	3	<b>2'00.427</b>	33.715	33.605	22.350	30.757	224.2
16	<b>1'59.416</b>	33.266	33.372	22.320	30.458	221.5	4	<b>2'00.281</b>	33.783	33.604	22.316	30.578	224.7
<b>9th 23 Niccolò ANTONELL Junior Team GO&amp;FU ITA</b> Runs=3 Total laps=15 Full laps=10							5	2'09.106 P	34.003	34.879	<b>23.327</b>	<b>36.897</b>	<b>222.0</b>
1	2'20.769	51.969	34.583	22.796	31.421	215.2	6	4'48.080	3'14.136	35.201	25.857	32.886	218.6
2	<b>1'59.670</b>	33.782	33.238	22.347	30.303	<b>230.5</b>	7	<b>2'00.188</b>	33.684	33.609	22.292	30.603	223.6
3	<b>2'00.038</b>	33.529	33.377	22.524	30.608	226.6	8	<b>1'59.275</b>	33.478	33.161	22.175	30.461	221.9
4	<b>2'03.087</b>	33.795	33.667	22.970	32.655	212.8	9	<b>1'59.261</b>	33.396	33.312	22.178	30.375	222.8
5	<b>2'00.402</b>	33.592	33.674	22.342	30.794	227.7	10	<b>1'59.384</b>	33.302	33.314	22.253	30.515	222.8
6	2'09.847 P	35.474	34.669	22.842	36.862	227.7	11	2'07.683 P	35.188	33.692	<b>22.533</b>	<b>36.270</b>	<b>219.2</b>
7	8'09.471	6'38.150	35.664	22.925	32.732	200.3	12	6'07.875	4'27.059	34.279	32.657	33.880	221.1
8	<b>1'59.410</b>	33.672	33.245	22.134	30.359	225.1	13	<b>2'09.271</b>	39.767	36.141	22.637	30.726	224.6
9	<b>2'02.980</b>	36.598	33.721	22.082	30.579	221.7	14	<b>2'23.071</b>	35.456	53.815	22.779	31.021	220.8
10	2'07.333 P	33.374	33.366	25.143	35.450	218.4	15	<b>1'59.114</b>	33.434	33.108	<b>22.157</b>	<b>30.415</b>	224.0
11	6'37.518	4'43.838	36.394	25.489	51.797	121.5	16	<b>1'59.549</b>	33.931	33.138	22.184	<b>30.296</b>	225.9
12	<b>2'17.635</b>	34.289	43.300	28.828	31.218	224.3	17	<b>1'58.999</b>	<b>33.195</b>	<b>33.005</b>	22.242	30.557	222.4
13	<b>2'01.185</b>	33.668	33.805	23.071	30.641	225.9	<b>13th 5 Romano FENATI SKY Racing Team V ITA</b> Runs=3 Total laps=17 Full laps=12						
14	<b>1'58.777</b>	33.352	33.196	<b>22.061</b>	<b>30.168</b>	226.9	1	2'17.282	48.988	34.555	22.572	31.167	219.9
15	<b>1'58.770</b>	<b>33.317</b>	<b>33.100</b>	22.099	30.254	228.1	2	<b>2'00.859</b>	33.908	33.562	22.562	30.827	225.6
<b>10th 7 Efren VAZQUEZ SaxoPrint-RTG SPA</b> Runs=3 Total laps=15 Full laps=10							3	<b>2'00.450</b>	33.704	33.836	22.426	30.484	<b>229.0</b>
1	2'18.712	49.869	34.618	22.862	31.363	217.6	4	2'17.911 P	41.758	35.732	<b>22.992</b>	<b>37.429</b>	<b>205.4</b>
							5	5'24.924	3'56.047	34.551	23.265	31.061	219.3
							6	<b>1'59.905</b>	33.618	33.542	22.164	30.581	224.8

**Fastest Lap:** Alex RINS Estrella Galicia 0,0 SPA **1'58.318** 33.064 33.127 21.763 30.364

These data/results cannot be reproduced, stored and/or transmitted in whole or in part by any manner of electronic, mechanical, photocopying, recording, broadcasting or otherwise now known or herein after developed without the previous express consent by the copyright owner, except for reproduction in daily press and regular printed publications on sale to the public within 60 days of the event related to those data/results and always provided that copyright symbol appears together as follows below.  
© DORNA, 2014





# Qualifying

# Moto3

Lap	Lap Time	T1	T2	T3	T4	Speed	Lap	Lap Time	T1	T2	T3	T4	Speed
7	1'59.422	33.516	33.332	22.142	30.432	224.7	13	5'26.769	3'37.980	45.806	31.657	31.326	214.6
8	1'59.911	33.426	33.488	22.280	30.717	220.0	14	2'02.079	34.473	34.964	22.318	30.324	225.4
9	2'02.810	35.227	33.497	22.213	31.873	211.6	15	1'59.224	33.643	33.149	22.064	30.368	223.4
10	2'00.217	33.645	33.621	22.155	30.796	220.0	16	2'37.746	41.168	52.052	33.768	30.758	222.6
11	2'11.797 P	35.956	35.459	23.464	36.918	202.4	<b>17th 98 Karel HANIKA</b> Red Bull KTM Ajo CZE						
12	5'16.071	3'49.383	33.818	22.120	30.750	219.2	Runs=3 Total laps=17 Full laps=12						
13	1'59.032	33.288	33.249	22.017	30.478	223.4	1	2'18.282	49.995	34.762	22.756	30.769	224.7
14	2'17.152	33.712	42.020	27.396	34.024	187.3	2	2'00.886	34.212	33.620	22.443	30.611	233.3
15	2'10.439	44.164	33.310	22.260	30.705	222.4	3	2'00.722	33.971	33.583	22.244	30.924	222.4
16	1'59.626	33.485	33.443	22.034	30.664	219.8	4	2'06.800	36.582	35.429	23.775	31.014	222.9
17	1'59.536	33.462	33.365	21.998	30.711	221.7	5	2'06.508 P	34.136	34.259	22.498	35.615	223.9
<b>14th 16 Andrea MIGNO</b> Mahindra Racing ITA							6	4'54.312	3'26.277	34.879	22.453	30.703	222.1
Runs=3 Total laps=17 Full laps=12							7	1'59.907	33.714	33.239	22.144	30.810	220.1
1	2'17.508	48.833	35.023	22.600	31.052	223.6	8	2'01.700	33.599	34.170	23.240	30.691	219.7
2	2'00.596	33.838	33.515	22.618	30.625	227.2	9	1'59.412	33.547	33.326	22.002	30.537	222.3
3	2'00.434	33.558	33.458	22.832	30.586	230.5	10	2'11.795	38.088	34.801	24.247	34.659	193.0
4	2'04.837	33.901	33.952	23.620	33.364	208.3	11	2'06.276 P	34.064	33.823	22.531	35.858	217.6
5	2'00.519	33.696	33.502	22.406	30.915	226.9	12	5'43.302	4'12.367	34.401	22.774	33.760	208.2
6	2'09.807 P	35.130	34.698	22.872	37.107	227.0	13	1'59.993	33.675	33.223	22.210	30.885	226.2
7	5'51.030	4'20.682	34.859	23.693	31.796	213.1	14	2'16.639	34.241	46.318	24.145	31.935	214.5
8	2'02.493	34.144	34.904	22.889	30.556	230.3	15	2'00.397	33.722	33.371	22.043	31.261	219.8
9	2'00.268	33.752	33.453	22.415	30.648	222.0	16	1'59.314	33.675	33.051	22.016	30.572	221.1
10	1'59.820	33.582	33.458	22.209	30.571	226.9	17	2'00.095	33.284	33.240	22.057	31.514	221.4
11	2'07.315 P	33.877	33.667	22.431	37.340	197.4	<b>18th 63 Zulfahmi KHAIRUD</b> Ongetta-AirAsia MAL						
12	4'40.265	3'09.508	34.485	23.403	32.869	214.4	Runs=4 Total laps=16 Full laps=10						
13	2'14.237	35.601	39.084	23.668	35.884	154.9	1	2'25.483	56.240	35.475	22.788	30.980	220.8
14	2'00.793	34.073	33.821	22.191	30.708	225.0	2	2'01.204	34.045	33.842	22.509	30.808	223.8
15	1'59.687	33.424	33.530	22.230	30.503	226.9	3	2'00.600	34.041	33.664	22.203	30.692	222.2
16	1'59.187	33.318	33.275	22.027	30.567	225.0	4	2'00.363	33.716	33.268	22.838	30.541	229.9
17	2'00.163	33.614	33.443	22.153	30.953	221.9	5	2'07.242 P	33.888	33.668	22.743	36.943	219.6
<b>15th 41 Brad BINDER</b> Ambrogio Racing RSA							6	6'08.640	4'32.017	36.830	23.901	35.892	199.0
Runs=3 Total laps=14 Full laps=9							7	1'59.374	33.558	33.114	22.104	30.598	220.4
1	2'16.750	39.213	34.602	22.918	40.017	122.5	8	2'04.564	33.543	33.962	24.112	32.947	195.5
2	2'08.125	34.000	33.605	29.688	30.832	225.3	9	2'01.555	33.659	34.343	22.649	30.904	229.5
3	2'09.476	33.677	33.630	30.252	31.917	214.9	10	2'06.936	33.655	34.850	23.323	35.108	181.6
4	2'00.990	33.864	33.405	22.597	31.124	219.0	11	2'00.438	34.086	33.800	22.276	30.276	225.2
5	2'13.575 P	34.840	36.055	25.899	36.781	219.5	12	2'06.614 P	33.710	33.563	22.376	36.965	214.4
6	7'12.170	5'13.157	1'02.345	25.588	31.080	213.5	13	5'24.902 P	3'12.082	35.130	32.032	1'05.658	75.5
7	2'00.487	33.725	33.496	22.417	30.849	218.6	14	2'27.035	53.255	38.436	22.753	32.591	210.0
8	2'15.758 P	33.667	33.468			199.0	15	2'01.440	33.579	33.327	22.121	32.413	170.8
9	8'59.366	6'45.678	49.831	39.327	44.530	179.3	16	2'01.196	33.587	33.810	22.771	31.028	217.1
10	2'14.376	39.827	34.099	29.122	31.328	216.0	<b>19th 50 Hiroki ONO</b> Honda Team Asia JPN						
11	2'16.617	35.088	44.726	25.794	31.009	224.2	Runs=3 Total laps=15 Full laps=10						
12	1'59.815	33.598	33.507	22.083	30.627	226.3	1	2'09.080	33.963	37.569	22.966	34.582	169.4
13	1'59.208	33.483	33.146	22.067	30.512	223.0	2	2'01.582	34.431	34.220	22.498	30.433	230.6
14	1'59.419	33.402	33.120	22.161	30.736	225.3	3	2'00.551	33.913	33.600	22.373	30.665	226.4
<b>16th 10 Alexis MASBOU</b> Ongetta-Rivacold FRA							4	2'00.250	33.755	33.638	22.310	30.547	229.2
Runs=3 Total laps=16 Full laps=11							5	2'10.494 P	34.001	34.418	24.198	37.877	223.6
1	2'08.267	36.703	35.145	22.886	33.533	182.9	6	6'22.758	4'54.075	35.129	22.616	30.938	231.4
2	2'00.941	34.106	33.532	22.465	30.838	223.8	7	2'00.150	33.744	33.603	22.264	30.539	227.4
3	2'01.198	34.274	33.817	22.307	30.800	221.5	8	2'01.417	33.920	33.889	22.848	30.760	222.7
4	2'00.460	33.973	33.320	22.360	30.807	221.9	9	2'08.635 P	34.478	34.563	22.446	37.148	222.2
5	2'18.809	35.763	43.036	26.135	33.875	180.4	10	8'13.198	5'20.052	1'01.984	43.664	1'07.498	86.1
6	1'59.412	33.719	33.108	22.181	30.404	230.7	11	2'21.289	39.243	41.030	23.808	37.208	158.0
7	2'19.198 P	34.158	35.557	24.814	44.669	166.7	12	2'18.518	34.310	36.005	28.562	39.641	174.3
8	6'08.293	4'36.122	35.714	25.540	30.917	220.8	13	1'59.507	33.629	33.340	22.101	30.437	229.7
9	2'02.422	33.911	35.628	22.447	30.436	223.7	14	1'59.422	33.445	33.366	22.163	30.448	228.8
10	2'10.665	33.677	41.749	24.160	31.079	220.2	15	1'59.788	33.454	33.447	22.403	30.484	227.8
11	1'59.837	33.733	33.237	22.209	30.658	220.1							
12	2'17.144 P	36.568	41.940	23.695	34.941	216.9							

**Fastest Lap:** Alex RINS Estrella Galicia 0,0 SPA 1'58.318 33.064 33.127 21.763 30.364

These data/results cannot be reproduced, stored and/or transmitted in whole or in part by any manner of electronic, mechanical, photocopying, recording, broadcasting or otherwise now known or herein after developed without the previous express consent by the copyright owner, except for reproduction in daily press and regular printed publications on sale to the public within 60 days of the event related to those data/results and always provided that copyright symbol appears together as follows below.  
© DORNA, 2014



# Qualifying

# Moto3

Lap	Lap Time	T1	T2	T3	T4	Speed	Lap	Lap Time	T1	T2	T3	T4	Speed
<b>20th</b>	<b>44</b>	<b>Miguel OLIVEIRA</b> Mahindra Racing POR					15	<b>2'00.119</b>	33.611	33.517	22.164	30.827	221.4
		Runs=3	Total laps=17	Full laps=12									
1	2'18.188	49.492	34.640	22.867	31.189	221.9							
2	<b>2'00.462</b>	34.176	33.412	22.379	30.495	228.8							
3	<b>1'59.655</b>	<u>33.450</u>	<u>33.179</u>	22.561	<u>30.465</u>	<u>229.2</u>							
4	<b>2'04.698</b>	33.583	33.791	26.232	31.092	224.2							
5	<b>2'00.636</b>	33.848	33.524	22.281	30.983	225.6							
6	<b>2'08.213</b> P	34.766	34.243	22.447	36.757	219.7							
7	5'54.196	4'23.736	35.018	23.136	32.306	196.9							
8	<b>2'00.803</b>	33.762	33.838	22.433	30.770	225.8							
9	<b>2'00.116</b>	33.669	33.562	22.286	30.599	223.8							
10	<b>2'00.172</b>	33.828	33.487	22.140	30.717	220.4							
11	<b>2'07.744</b> P	35.241	34.424	22.386	35.693	222.1							
12	4'39.559	3'04.599	33.653	30.363	30.944	220.0							
13	<b>2'13.929</b>	41.591	33.900	22.752	35.686	134.1							
14	<b>2'00.083</b>	33.624	33.212	22.453	30.794	220.9							
15	<b>1'59.626</b>	33.536	33.235	<u>22.074</u>	30.781	221.7							
16	<b>1'59.630</b>	33.563	33.283	22.142	30.642	219.8							
17	<b>2'02.414</b>	35.036	33.964	22.427	30.987	220.3							
<b>21st</b>	<b>57</b>	<b>Eric GRANADO</b> Calvo Team BRA					<b>25th</b>	<b>95</b>	<b>Jules DANILO</b> Ambrogio Racing FRA				
		Runs=3	Total laps=15	Full laps=10				Runs=3	Total laps=16	Full laps=11			
1	2'08.795	<u>33.207</u>	34.667	22.907	38.014	137.4	1	2'12.592	39.809	34.838	22.840	35.105	188.0
2	<b>2'02.058</b>	34.328	34.061	22.471	31.198	220.4	2	<b>2'02.310</b>	34.615	34.158	22.598	30.939	221.8
3	<b>2'01.236</b>	33.915	33.673	22.301	31.347	223.9	3	<b>2'01.604</b>	34.472	33.693	22.497	30.942	225.0
4	<b>2'01.699</b>	33.986	33.852	22.453	31.408	218.8	4	<b>2'07.282</b>	34.602	34.732	24.524	33.424	208.9
5	<b>2'09.039</b> P	34.488	34.287	22.642	37.622	219.9	5	<b>2'01.302</b>	34.133	33.953	22.644	30.572	229.0
6	8'02.303	6'30.483	35.648	23.670	32.502	213.9	6	<b>2'10.959</b> P	34.887	34.778	23.014	38.280	228.7
7	<b>2'01.905</b>	33.844	34.134	22.233	31.694	209.4	7	5'50.703	4'21.551	34.773	22.896	31.483	202.7
8	<b>2'00.646</b>	33.743	33.475	22.407	31.021	222.2	8	<b>2'00.726</b>	34.119	33.517	<u>22.459</u>	30.631	228.3
9	<b>2'00.615</b>	33.683	33.450	22.655	30.827	220.8	9	<b>2'01.108</b>	34.082	33.710	22.711	30.605	<u>229.2</u>
10	<b>1'59.982</b>	33.631	33.469	22.186	30.696	220.0	10	<b>2'09.010</b> P	36.836	34.166	22.955	35.053	220.1
11	<b>2'06.492</b> P	33.859	33.707	22.521	36.405	212.5	11	6'39.845	4'10.823	1'04.840	35.038	49.144	182.4
12	5'53.987	3'49.095	38.285	27.423	59.184	96.7	12	<b>2'11.829</b>	34.830	39.213	23.623	34.163	168.8
13	<b>2'00.716</b>	34.008	33.469	22.222	31.017	216.3	13	<b>2'01.710</b>	34.055	34.527	22.516	30.612	226.4
14	<b>1'59.636</b>	33.547	33.334	<u>21.962</u>	30.793	<u>225.0</u>	14	<b>2'01.155</b>	<u>33.741</u>	33.778	22.803	30.833	225.2
15	<b>1'59.657</b>	33.429	<u>33.324</u>	22.360	<u>30.544</u>	221.8	15	<b>2'01.043</b>	33.844	33.471	22.952	30.776	226.7
							16	<b>2'00.087</b>	33.782	<u>33.405</u>	22.473	<u>30.427</u>	228.4
<b>22nd</b>	<b>21</b>	<b>Francesco BAGNAI</b> SKY Racing Team V ITA					<b>26th</b>	<b>31</b>	<b>Niklas AJO</b> Avant Tecno Husqvar FIN				
		Runs=2	Total laps=5	Full laps=2				Runs=2	Total laps=4	Full laps=1			
1	2'19.850	43.740	42.416	22.925	30.769	226.9	1	2'40.810	1'09.939	35.579	23.249	32.043	206.6
2	<b>1'59.718</b>	<u>33.534</u>	<u>33.477</u>	<u>22.288</u>	30.419	<u>229.9</u>	2	<b>2'15.244</b> P	34.191	34.097	22.357	44.599	<u>216.1</u>
3	<b>2'00.870</b>	33.861	33.875	22.728	<u>30.406</u>	227.5	3	<u>33'32.365</u>	<u>31'37.968</u>	36.538	38.909	38.950	135.2
4	<b>2'07.120</b> P	34.076	33.496	23.077	36.471	222.1	4	<b>2'00.260</b>	<u>33.782</u>	<u>33.434</u>	<u>22.239</u>	<u>30.805</u>	216.0
5	<b>6'37.392</b>	5'09.038	34.537	22.617	31.200	221.1							
<b>23rd</b>	<b>19</b>	<b>Alessandro TONUĆ</b> CIP ITA					<b>27th</b>	<b>9</b>	<b>Scott DEROUE</b> RW Racing GP NED				
		Runs=3	Total laps=15	Full laps=10				Runs=3	Total laps=16	Full laps=11			
1	2'15.705	40.932	34.854	23.974	35.945	196.2	1	2'09.633	<u>33.494</u>	34.817	23.211	38.111	123.7
2	<b>2'01.592</b>	34.069	33.848	22.608	31.067	220.7	2	<b>2'02.115</b>	34.641	34.001	22.700	30.773	228.8
3	<b>2'00.974</b>	34.094	33.519	22.429	30.932	221.5	3	<b>2'05.226</b>	34.527	35.324	22.931	32.444	221.4
4	<b>2'06.093</b>	33.777	33.790	27.543	30.983	<u>227.7</u>	4	<b>2'06.552</b>	34.380	34.187	22.842	35.143	194.3
5	<b>2'00.561</b>	33.877	33.547	22.453	<u>30.684</u>	226.2	5	<b>2'01.043</b>	33.831	33.920	22.468	30.824	227.7
6	<b>2'11.381</b> P	34.732	34.199	26.355	36.095	223.3	6	<b>2'08.019</b> P	34.663	34.189	22.932	36.235	223.7
7	6'32.187	4'55.964	35.761	23.376	37.086	162.5	7	5'52.744	4'18.684	37.258	24.562	32.240	215.6
8	<b>2'01.436</b>	34.213	33.881	22.451	30.891	222.4	8	<b>2'01.850</b>	34.242	34.220	22.703	<u>30.685</u>	<u>230.9</u>
9	<b>2'09.369</b> P	34.463	34.784	23.413	36.709	214.3	9	<b>2'01.386</b>	34.064	33.783	22.704	30.835	225.9
10	7'39.330	5'28.058	46.596	27.817	56.859	74.3	10	<b>2'10.764</b> P	34.611	35.250	23.376	37.527	212.3
11	<b>2'00.744</b>	34.281	33.653	<u>22.112</u>	30.698	221.4	11	6'37.184	3'17.129	1'05.164	59.303	1'15.588	
12	<b>2'00.097</b>	<u>33.522</u>	33.514	22.266	30.795	220.2	12	<b>2'14.141</b>	37.508	39.441	23.448	33.744	196.2
13	<b>2'00.027</b>	33.532	<u>33.465</u>	22.298	30.732	223.3	13	<b>2'17.237</b>	34.332	34.313	27.745	40.847	170.2
14	<b>2'03.472</b>	36.207	33.921	22.394	30.950	221.0	14	<b>2'00.304</b>	33.803	33.440	<u>22.369</u>	30.692	223.6
							15	<b>2'00.289</b>	33.861	<u>33.333</u>	22.385	30.710	222.3

**Fastest Lap:** Alex RINS Estrella Galicia 0,0 SPA **1'58.318** 33.064 33.127 21.763 30.364

These data/results cannot be reproduced, stored and/or transmitted in whole or in part by any manner of electronic, mechanical, photocopying, recording, broadcasting or otherwise now known or herein after developed without the previous express consent by the copyright owner, except for reproduction in daily press and regular printed publications on sale to the public within 60 days of the event related to those data/results and always provided that copyright symbol appears together as follows below.  
© DORNA, 2014



# Qualifying

# Moto3

Lap	Lap Time	T1	T2	T3	T4	Speed	Lap	Lap Time	T1	T2	T3	T4	Speed	
16	2'06.681	34.253	35.917	24.754	31.757	218.6								
<b>28th</b>	<b>38</b>	<b>Hafiq AZMI</b> SIC-AJO MAL						<b>32nd</b>	<b>22</b>	<b>Ana CARRASCO</b> RW Racing GP SPA				
		Runs=3	Total laps=15	Full laps=10					Runs=2	Total laps=16	Full laps=13			
1	2'41.143	1'11.890	35.011	22.845	31.397	222.3	1	2'07.874	35.004	35.228	23.079	34.563	169.7	
2	2'01.962	34.330	34.142	22.463	31.027	226.9	2	2'03.756	34.822	34.386	23.515	31.033	225.3	
3	2'02.144	34.465	33.892	22.490	31.297	221.7	3	2'03.403	34.466	34.535	22.940	31.462	218.4	
4	2'10.953 P	34.661	35.383	23.382	37.527	220.3	4	2'02.771	34.496	34.101	22.887	31.287	219.4	
5	5'04.642	3'36.324	34.494	22.714	31.110	223.7	5	2'06.015	34.669	35.014	24.299	32.033	217.8	
6	2'01.231	34.194	34.009	22.272	30.756	227.0	6	2'10.979 P	34.930	34.429	22.892	38.728	217.8	
7	2'00.866	33.834	33.886	22.535	30.611	227.8	7	10'08.255	8'37.421	36.845	23.021	30.968	222.4	
8	2'00.921	34.006	33.691	22.360	30.864	222.0	8	2'11.620	36.715	33.935	22.590	38.380	165.5	
9	2'01.232	34.024	33.875	22.375	30.958	222.8	9	2'01.915	35.174	33.635	22.409	30.697	218.2	
10	2'12.502 P	36.204	35.967	23.345	36.986	219.8	10	2'00.878	33.941	33.622	22.351	30.964	222.0	
11	8'24.824	6'15.157	53.689	32.320	43.658	162.6	11	2'18.749	43.115	34.476	24.457	36.701	203.5	
12	2'01.298	34.064	33.811	22.521	30.902	221.3	12	2'15.082	44.950	34.797	22.944	32.391	221.9	
13	2'11.098	35.412	41.540	22.543	31.603	218.0	13	2'17.120	34.484	37.144	24.246	41.246	171.2	
14	2'00.329	33.972	33.490	22.319	30.548	226.6	14	2'01.418	34.192	33.828	22.695	30.703	226.8	
15	2'04.126	34.073	37.302	22.247	30.504	226.7	15	2'01.485	34.151	33.663	22.687	30.984	220.0	
							16	2'01.583	34.129	33.845	22.777	30.832	226.7	
<b>29th</b>	<b>91</b>	<b>Gabriel RODRIGO</b> RBA Racing Team ARG						<b>33rd</b>	<b>43</b>	<b>Luca GRÜNWARD</b> Kiefer Racing GER				
		Runs=3	Total laps=16	Full laps=11					Runs=3	Total laps=13	Full laps=7			
1	2'08.792	37.296	34.973	22.768	33.755	181.6	1	2'15.488	40.809	35.487	23.589	35.603	193.6	
2	2'01.606	34.094	33.899	22.404	31.209	221.9	2	2'03.514	34.512	33.985	24.035	30.982	225.4	
3	2'00.861	34.074	33.604	22.350	30.833	223.5	3	2'01.044	33.972	33.693	22.533	30.846	224.5	
4	2'00.491	33.968	33.515	22.359	30.649	226.4	4	2'01.841	33.989	33.861	22.810	31.181	223.6	
5	2'09.965 P	33.839	34.317	24.068	37.741	220.2	5	2'07.933 P	35.091	34.384	22.765	35.693	225.2	
6	6'22.521	4'43.673	38.128	23.815	36.905	191.1	6	5'31.783	3'59.672	37.928	22.690	31.493	218.0	
7	2'00.622	33.948	33.492	22.224	30.958	222.0	7	2'01.404	34.009	34.053	22.449	30.893	221.9	
8	2'01.608	34.063	33.829	22.970	30.746	223.6	8	2'19.563	38.319	46.981	23.319	30.944	222.2	
9	2'02.666	34.477	34.718	22.634	30.837	228.7	9	2'01.847	34.025	34.188	22.458	31.176	220.7	
10	2'10.868 P	33.817	34.868	23.582	38.601	202.3	10	2'08.495 P	35.664	34.212	23.381	35.238	223.4	
11	6'16.098	4'39.933	33.922	23.526	38.717	197.8	11	6'25.861	3'38.494	1'03.532	34.328	1'09.507	76.1	
12	2'15.082	43.074	35.885	23.108	33.015	216.2	12	2'13.253	34.580	34.395	22.574	41.704	191.0	
13	2'16.058	34.462	40.843	29.637	31.116	222.0	13	2'50.099 P	50.970	35.547	30.032	53.550	121.0	
14	2'00.887	33.769	33.803	22.526	30.789	226.1								
15	2'00.384	33.826	33.338	22.273	30.947	222.9								
16	2'04.348	34.036	35.696	23.507	31.109	225.5								
<b>30th</b>	<b>55</b>	<b>Andrea LOCATELLI</b> San Carlo Team Italia ITA						<b>34th</b>	<b>65</b>	<b>Philipp OETTL</b> Interwetten Paddock GER				
		Runs=2	Total laps=7	Full laps=5					Runs=3	Total laps=16	Full laps=11			
1	2'14.824	37.562	35.253	23.007	39.002	174.7	1	2'18.197	41.418	34.925	23.772	38.082	182.1	
2	29'00.812	27'12.181	38.090	24.109	46.432	126.1	2	2'17.835	44.652	39.161	22.757	31.265	221.3	
3	2'12.538	34.681	34.200	22.566	41.091	204.8	3	2'02.275	34.352	33.953	22.668	31.302	219.7	
4	2'01.039	34.198	33.540	22.118	31.183	219.3	4	2'01.790	34.052	33.891	22.656	31.191	220.8	
5	2'01.594	33.919	34.177	22.242	31.256	220.3	5	2'08.654 P	34.133	33.962	23.866	36.693	219.5	
6	2'02.314	34.288	34.103	22.731	31.192	218.8	6	5'30.487	4'02.203	34.511	22.812	30.961	222.2	
7	2'00.765	33.974	33.717	22.224	30.850	223.5	7	2'01.107	33.863	33.787	22.441	31.016	219.9	
							8	2'01.258	33.934	33.912	22.463	30.949	220.3	
							9	2'03.374	33.892	35.654	22.780	31.048	222.1	
							10	2'08.635 P	34.482	36.185	22.840	35.128	222.2	
							11	5'36.483	4'06.818	35.466	22.898	31.301	216.3	
							12	2'01.825	33.975	33.898	22.722	31.230	217.4	
							13	2'01.284	33.723	33.780	22.614	31.167	217.8	
							14	2'17.892	47.117	36.907	22.849	31.019	223.0	
							15	2'06.511	33.952	36.500	24.813	31.246	219.9	
							16	2'01.703	33.912	33.832	22.822	31.137	218.1	
<b>31st</b>	<b>13</b>	<b>Jasper IWEMA</b> CIP NED						<b>35th</b>	<b>4</b>	<b>Gabriel RAMOS</b> Kiefer Racing VEN				
		Runs=3	Total laps=11	Full laps=7					Runs=3	Total laps=16	Full laps=11			
1	2'15.184	40.593	35.046	23.950	35.595	195.6	1	2'09.332	34.244	34.850	23.353	36.885	157.3	
2	2'04.107	34.294	35.193	23.797	30.823	232.1	2	2'04.569	35.269	34.413	23.245	31.642	220.8	
3	2'01.426	34.035	33.925	22.429	31.037	225.3	3	2'04.372	35.661	34.215	22.906	31.590	218.4	
4	2'59.409 P	34.277	35.439	58.324	51.369	122.6	4	2'22.883 P	45.063	36.476	24.207	37.137	220.5	
5	16'28.214 P	14'49.038	37.172	25.145	36.859	219.9	5	6'00.430	4'30.797	35.015	23.074	31.544	220.0	
6	5'26.947	3'52.147	34.443	27.272	33.085	215.4	6	2'03.117	34.659	34.379	22.793	31.286	225.6	
7	2'13.565	34.086	35.209	25.784	38.486	154.3								
8	2'01.735	34.284	34.260	22.637	30.554	228.3								
9	2'01.167	33.970	33.829	22.769	30.599	223.7								
10	2'00.846	33.923	33.659	22.407	30.857	219.4								
11	2'00.805	33.875	33.757	22.456	30.717	224.6								

**Fastest Lap:** Alex RINS Estrella Galicia 0,0 SPA **1'58.318** 33.064 33.127 21.763 30.364

These data/results cannot be reproduced, stored and/or transmitted in whole or in part by any manner of electronic, mechanical, photocopying, recording, broadcasting or otherwise now known or herein after developed without the previous express consent by the copyright owner, except for reproduction in daily press and regular printed publications on sale to the public within 60 days of the event related to those data/results and always provided that copyright symbol appears together as follows below.  
© DORNA, 2014



# Qualifying

Moto3

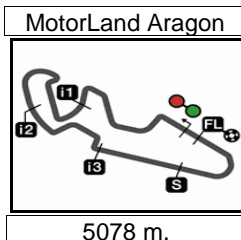
Lap	Lap Time	T1	T2	T3	T4	Speed	Lap	Lap Time	T1	T2	T3	T4	Speed
7	<b>2'02.172</b>	34.406	33.870	22.645	31.251	219.6							
8	<b>2'02.305</b>	34.553	33.958	22.669	31.125	221.0							
9	<b>2'03.588</b>	34.660	34.339	23.218	31.371	220.8							
10	2'10.087 P	35.247	34.508	23.258	37.074	217.4							
11	5'55.631	3'47.947	40.371	28.398	58.915	95.0							
12	<b>2'08.131</b>	35.046	34.325	22.674	36.086	197.4							
13	<b>2'22.853</b>	52.054	36.232	23.234	31.333	217.8							
14	<b>2'02.882</b>	34.279	34.435	22.692	31.476	222.6							
15	<b>2'02.112</b>	34.469	33.698	22.761	31.184	219.5							
16	<b>2'02.349</b>	34.370	33.955	22.603	31.421	217.6							

<b>Fastest Lap:</b> Alex RINS	Estrella Galicia 0,0	SPA	<b>1'58.318</b>	33.064	33.127	21.763	30.364
-------------------------------	----------------------	-----	-----------------	--------	--------	--------	--------

These data/results cannot be reproduced, stored and/or transmitted in whole or in part by any manner of electronic, mechanical, photocopying, recording, broadcasting or otherwise now known or herein after developed without the previous express consent by the copyright owner, except for reproduction in daily press and regular printed publications on sale to the public within 60 days of the event related to those data/results and always provided that copyright symbol appears together as follows below.  
© DORNA, 2014







## GRAN PREMIO MOVISTAR DE ARAGÓN

### Provisional Starting Grid

23

5078 m. Race : 20 laps = 101.56 km



1	3 1'58.470 58 Juanfran GUEVARA Kalex KTM	2 1'58.434 52 Danny KENT Husqvarna	1 1'58.318 42 Alex RINS Honda
2	6 1'58.647 33 Enea BASTIANINI KTM	5 1'58.510 12 Alex MARQUEZ Honda	4 1'58.476 8 Jack MILLER KTM
3	9 1'58.770 23 Niccolò ANTONELLI KTM	8 1'58.743 17 John MCPHEE Honda	7 1'58.707 32 Isaac VIÑALES KTM
4	12 1'58.999 84 Jakub KORNFEIL KTM	11 1'58.969 99 Jorge NAVARRO Kalex KTM	10 1'58.828 7 Efen VAZQUEZ Honda
5	15 1'59.208 41 Brad BINDER Mahindra	14 1'59.187 16 Andrea MIGNO Mahindra	13 1'59.032 5 Romano FENATI KTM
6	18 1'59.374 63 Zulfahmi KHAIRUDDIN Honda	17 1'59.314 98 Karel HANIKA KTM	16 1'59.224 10 Alexis MASBOU Honda
7	21 1'59.636 57 Eric GRANADO KTM	20 1'59.626 44 Miguel OLIVEIRA Mahindra	19 1'59.422 50 Hiroki ONO Honda
8	24 2'00.046 3 Matteo FERRARI Mahindra	23 2'00.027 19 Alessandro TONUCCI Mahindra	22 1'59.718 21 Francesco BAGNAIA KTM

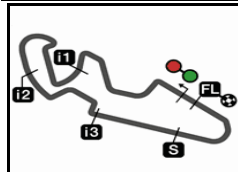
The results are provisional until the end of the limit for protest and appeals and until the ratification of the Event Management Committee.

Time limit for protest expires 60' at the latest after publication of the results - Mr. .... Time: .....

These data/results cannot be reproduced, stored and/or transmitted in whole or in part by any manner of electronic, mechanical, photocopying, recording, broadcasting or otherwise now known or herein after developed without the previous express consent by the copyright owner, except for reproduction in daily press and regular printed publications on sale to the public within 60 days of the event related to those data/results and always provided that copyright symbol appears together as follows below.

© DORNA, 2014





## GRAN PREMIO MOVISTAR DE ARAGÓN

### Provisional Starting Grid

5078 m.

Race : 20 laps = 101.56 km

9	<b>27</b> 2'00.289 <b>9 Scott DEROUÉ</b> Kalex KTM	<b>26</b> 2'00.260 <b>31 Niklas AJO</b> Husqvarna	<b>25</b> 2'00.087 <b>95 Jules DANILO</b> Mahindra
10	<b>30</b> 2'00.765 <b>55 Andrea LOCATELLI</b> Mahindra	<b>29</b> 2'00.384 <b>91 Gabriel RODRIGO</b> KTM	<b>28</b> 2'00.329 <b>38 Hafiq AZMI</b> KTM
11	<b>33</b> 2'01.044 <b>43 Luca GRÜNWARD</b> Kalex KTM	<b>32</b> 2'00.878 <b>22 Ana CARRASCO</b> Kalex KTM	<b>31</b> 2'00.805 <b>13 Jasper IWEMA</b> Mahindra
12		<b>35</b> 2'02.112 <b>4 Gabriel RAMOS</b> Kalex KTM	<b>34</b> 2'01.107 <b>65 Philipp OETTL</b> Kalex KTM

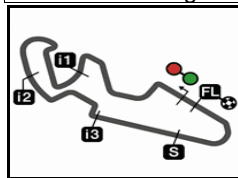
The results are provisional until the end of the limit for protest and appeals and until the ratification of the Event Management Committee.

Time limit for protest expires 60' at the latest after publication of the results - Mr. .... Time: .....

These data/results cannot be reproduced, stored and/or transmitted in whole or in part by any manner of electronic, mechanical, photocopying, recording, broadcasting or otherwise now known or herein after developed without the previous express consent by the copyright owner, except for reproduction in daily press and regular printed publications on sale to the public within 60 days of the event related to those data/results and always provided that copyright symbol appears together as follows below.

© DORNA, 2014





5078 m.

## GRAN PREMIO MOVISTAR DE ARAGÓN

After the Qualifying

## Event Best Maximum Speed



Rider	Nation Team	Motorcycle	Km/h	
7 Efrén VAZQUEZ	SPA SaxoPrint-RTG	HONDA	238.5	Qualifying
58 Juanfran GUEVARA	SPA Mapfre Aspar Team Moto3	KALEX KTM	237.5	Qualifying
16 Andrea MIGNO	ITA Mahindra Racing	MAHINDRA	235.1	Free Practice Nr. 3
12 Alex MARQUEZ	SPA Estrella Galicia 0,0	HONDA	233.7	Free Practice Nr. 1
13 Jasper IWEMA	NED CIP	MAHINDRA	233.7	Free Practice Nr. 2
98 Karel HANIKA	CZE Red Bull KTM Ajo	KTM	233.3	Qualifying
99 Jorge NAVARRO	SPA Marc VDS Racing Team	KALEX KTM	233.1	Free Practice Nr. 1
50 Hiroki ONO	JPN Honda Team Asia	HONDA	233.1	Free Practice Nr. 3
52 Danny KENT	GBR Red Bull Husqvarna Ajo	HUSQVARNA	233.0	Free Practice Nr. 2
21 Francesco BAGNAIA	ITA SKY Racing Team VR46	KTM	232.9	Free Practice Nr. 2
44 Miguel OLIVEIRA	POR Mahindra Racing	MAHINDRA	232.7	Free Practice Nr. 3
19 Alessandro TONUCCI	ITA CIP	MAHINDRA	232.6	Free Practice Nr. 3
33 Enea BASTIANINI	ITA Junior Team GO&FUN Moto3	KTM	232.5	Free Practice Nr. 3
43 Luca GRÜNWARD	GER Kiefer Racing	KALEX KTM	232.5	Free Practice Nr. 3
5 Romano FENATI	ITA SKY Racing Team VR46	KTM	232.4	Free Practice Nr. 2
17 John MCPHEE	GBR SaxoPrint-RTG	HONDA	232.3	Free Practice Nr. 3
31 Niklas AJO	FIN Avant Tecno Husqvarna Ajo	HUSQVARNA	231.8	Free Practice Nr. 2
42 Alex RINS	SPA Estrella Galicia 0,0	HONDA	231.4	Free Practice Nr. 2
10 Alexis MASBOU	FRA Ongetta-Rivacold	HONDA	231.2	Free Practice Nr. 3
63 Zufahmi KHAIRUDDIN	MAL Ongetta-AirAsia	HONDA	231.0	Free Practice Nr. 3
9 Scott DEROUÉ	NED RW Racing GP	KALEX KTM	231.0	Free Practice Nr. 2
22 Ana CARRASCO	SPA RW Racing GP	KALEX KTM	231.0	Free Practice Nr. 3
41 Brad BINDER	RSA Ambrogio Racing	MAHINDRA	230.8	Free Practice Nr. 3
91 Gabriel RODRIGO	ARG RBA Racing Team	KTM	230.5	Free Practice Nr. 3
23 Niccolò ANTONELLI	ITA Junior Team GO&FUN Moto3	KTM	230.5	Qualifying
95 Jules DANILO	FRA Ambrogio Racing	MAHINDRA	229.2	Qualifying
32 Isaac VIÑALES	SPA Calvo Team	KTM	229.0	Qualifying
8 Jack MILLER	AUS Red Bull KTM Ajo	KTM	228.9	Free Practice Nr. 3
65 Philipp OETTL	GER Interwetten Paddock Moto3	KALEX KTM	228.8	Free Practice Nr. 3
38 Hafiq AZMI	MAL SIC-AJO	KTM	228.4	Free Practice Nr. 3
3 Matteo FERRARI	ITA San Carlo Team Italia	MAHINDRA	228.4	Qualifying
57 Eric GRANADO	BRA Calvo Team	KTM	227.7	Free Practice Nr. 2
55 Andrea LOCATELLI	ITA San Carlo Team Italia	MAHINDRA	226.9	Free Practice Nr. 3
4 Gabriel RAMOS	VEN Kiefer Racing	KALEX KTM	226.9	Free Practice Nr. 3
84 Jakub KORNFEIL	CZE Calvo Team	KTM	226.8	Free Practice Nr. 1

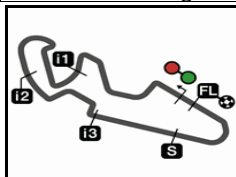
These data/results cannot be reproduced, stored and/or transmitted in whole or in part by any manner of electronic, mechanical, photocopying, recording, broadcasting or otherwise now known or herein after developed without the previous express consent by the copyright owner, except for reproduction in daily press and regular printed publications on sale to the public within 60 days of the event related to those data/results and always provided that copyright symbol appears together as follows below.

© DORNA, 2014

Official MotoGP Timing by TISSOT  
www.motogp.com



Alcañiz, Saturday, September 27, 2014



5078 m.

## GRAN PREMIO MOVISTAR DE ARAGÓN

## Qualifying

## Best Partial Times

Moto3

IT Ideal Lap Time, sum of the best partial times

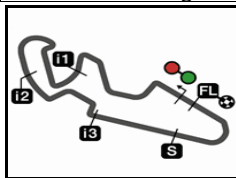
BT Best Lap Time

T1		T2		T3		T4				IT	BT	
Pos	Rider	Time	Rider	Time	Rider	Time	Rider	Time	Pos	Rider	IT	BT
1	A.MARQUEZ	31.747	E.BASTIANINI	32.850	A.RINS	21.763	J.GUEVARA	30.031	1	A.MARQUEZ	1'57.074	1'58.510 (5)
2	A.RINS	32.970	J.MILLER	32.887	I.VIÑALES	21.830	N.ANTONELLI	30.168	2	J.GUEVARA	1'57.876	1'58.470 (3)
3	J.GUEVARA	33.049	J.GUEVARA	32.922	J.MILLER	21.859	J.MCPHEE	30.245	3	A.RINS	1'58.082	1'58.318 (1)
4	D.KENT	33.117	J.KORNFEIL	33.005	J.GUEVARA	21.874	Z.KHAIRUDDIN	30.276	4	J.MILLER	1'58.232	1'58.476 (4)
5	J.MILLER	33.125	D.KENT	33.009	A.MARQUEZ	21.896	D.KENT	30.279	5	D.KENT	1'58.305	1'58.434 (2)
6	E.BASTIANINI	33.192	A.MARQUEZ	33.014	D.KENT	21.900	A.RINS	30.296	6	E.BASTIANINI	1'58.495	1'58.647 (6)
7	J.KORNFEIL	33.195	I.VIÑALES	33.025	J.NAVARRO	21.945	J.KORNFEIL	30.296	7	I.VIÑALES	1'58.547	1'58.707 (7)
8	E.GRANADO	33.207	E.VAZQUEZ	33.049	E.GRANADO	21.962	E.VAZQUEZ	30.302	8	N.ANTONELLI	1'58.646	1'58.770 (9)
9	J.MCPHEE	33.243	K.HANIKA	33.051	R.FENATI	21.998	A.MASBOU	30.324	9	J.KORNFEIL	1'58.653	1'58.999 (12)
10	E.VAZQUEZ	33.272	A.RINS	33.053	K.HANIKA	22.002	J.NAVARRO	30.350	10	J.NAVARRO	1'58.708	1'58.969 (11)
11	K.HANIKA	33.284	J.NAVARRO	33.070	A.MIGNO	22.027	J.MILLER	30.361	11	J.MCPHEE	1'58.743	1'58.743 (8)
12	R.FENATI	33.288	N.ANTONELLI	33.100	N.ANTONELLI	22.061	I.VIÑALES	30.377	12	E.VAZQUEZ	1'58.772	1'58.828 (10)
13	I.VIÑALES	33.315	A.MASBOU	33.108	A.MASBOU	22.064	E.BASTIANINI	30.378	13	K.HANIKA	1'58.874	1'59.314 (17)
14	N.ANTONELLI	33.317	Z.KHAIRUDDIN	33.114	B.BINDER	22.067	F.BAGNAIA	30.406	14	R.FENATI	1'58.967	1'59.032 (13)
15	A.MIGNO	33.318	B.BINDER	33.120	M.OLIVEIRA	22.074	A.MARQUEZ	30.417	15	E.GRANADO	1'59.037	1'59.636 (21)
16	J.NAVARRO	33.343	J.MCPHEE	33.133	E.BASTIANINI	22.075	J.DANILO	30.427	15	Z.KHAIRUDDIN	1'59.037	1'59.374 (18)
17	B.BINDER	33.402	M.OLIVEIRA	33.179	H.ONO	22.101	R.FENATI	30.432	17	B.BINDER	1'59.101	1'59.208 (15)
18	H.ONO	33.445	R.FENATI	33.249	Z.KHAIRUDDIN	22.104	H.ONO	30.433	18	A.MIGNO	1'59.123	1'59.187 (14)
19	M.OLIVEIRA	33.450	A.MIGNO	33.275	A.TONUCCI	22.112	M.OLIVEIRA	30.465	19	A.MASBOU	1'59.139	1'59.224 (16)
20	S.DEROUE	33.494	E.GRANADO	33.324	A.LOCATELLI	22.118	A.MIGNO	30.503	20	M.OLIVEIRA	1'59.168	1'59.626 (20)
21	A.TONUCCI	33.522	S.DEROUE	33.333	J.MCPHEE	22.122	H.AZMI	30.504	21	H.ONO	1'59.319	1'59.422 (19)
22	F.BAGNAIA	33.534	G.RODRIGO	33.338	E.VAZQUEZ	22.149	B.BINDER	30.512	22	F.BAGNAIA	1'59.705	1'59.718 (22)
23	Z.KHAIRUDDIN	33.543	H.ONO	33.340	J.KORNFEIL	22.157	K.HANIKA	30.537	23	A.TONUCCI	1'59.783	2'00.027 (23)
24	A.MASBOU	33.643	J.DANILO	33.405	M.FERRARI	22.221	E.GRANADO	30.544	24	S.DEROUE	1'59.881	2'00.289 (27)

These data/results cannot be reproduced, stored and/or transmitted in whole or in part by any manner of electronic, mechanical, photocopying, recording, broadcasting or otherwise now known or herein after developed without the previous express consent by the copyright owner, except for reproduction in daily press and regular printed publications on sale to the public within 60 days of the event related to those data/results and always provided that copyright symbol appears together as follows below.  
© DORNA, 2014







5078 m.

## GRAN PREMIO MOVISTAR DE ARAGÓN

## Qualifying

## Best Partial Times

Moto3

IT Ideal Lap Time, sum of the best partial times

BT Best Lap Time

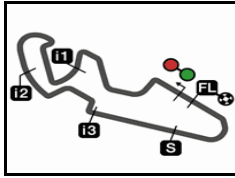
T1			T2			T3			T4			IT		BT
Pos	Rider	Time	Rider	Time	Rider	Time	Rider	Time	Pos	Rider	IT	BT		
25	M.FERRARI	33.651	N.AJO	33.434	G.RODRIGO	22.224	M.FERRARI	30.546	25	M.FERRARI	1'59.934	2'00.046	(24)	
26	P.OETTL	33.723	A.TONUCCI	33.465	N.AJO	22.239	J.IWEMA	30.554	26	G.RODRIGO	1'59.980	2'00.384	(29)	
27	J.DANILO	33.741	F.BAGNAIA	33.477	H.AZMI	22.247	G.RODRIGO	30.649	27	J.DANILO	2'00.032	2'00.087	(25)	
28	G.RODRIGO	33.769	H.AZMI	33.490	F.BAGNAIA	22.288	A.TONUCCI	30.684	28	H.AZMI	2'00.075	2'00.329	(28)	
29	N.AJO	33.782	M.FERRARI	33.516	A.CARRASCO	22.351	S.DEROUE	30.685	29	N.AJO	2'00.260	2'00.260	(26)	
30	H.AZMI	33.834	A.LOCATELLI	33.540	S.DEROUE	22.369	A.CARRASCO	30.697	30	A.LOCATELLI	2'00.427	2'00.765	(30)	
31	J.IWEMA	33.875	A.CARRASCO	33.622	J.IWEMA	22.407	N.AJO	30.805	31	J.IWEMA	2'00.495	2'00.805	(31)	
32	A.LOCATELLI	33.919	J.IWEMA	33.659	P.OETTL	22.441	L.GRÜNWARD	30.846	32	A.CARRASCO	2'00.611	2'00.878	(32)	
33	A.CARRASCO	33.941	L.GRÜNWARD	33.693	L.GRÜNWARD	22.449	A.LOCATELLI	30.850	33	P.OETTL	2'00.893	2'01.107	(34)	
34	L.GRÜNWARD	33.972	G.RAMOS	33.698	J.DANILO	22.459	P.OETTL	30.949	34	L.GRÜNWARD	2'00.960	2'01.044	(33)	
35	G.RAMOS	34.244	P.OETTL	33.780	G.RAMOS	22.603	G.RAMOS	31.125	35	G.RAMOS	2'01.670	2'02.112	(35)	

These data/results cannot be reproduced, stored and/or transmitted in whole or in part by any manner of electronic, mechanical, photocopying, recording, broadcasting or otherwise now known or herein after developed without the previous express consent by the copyright owner, except for reproduction in daily press and regular printed publications on sale to the public within 60 days of the event related to those data/results and always provided that copyright symbol appears together as follows below.

© DORNA, 2014

Official MotoGP Timing by TISSOT  
www.motogp.com






5078 m.

## GRAN PREMIO MOVISTAR DE ARAGÓN

### Qualifying

### Fastest Laps Sequence

<i>Practice Time</i>	 <i>Rider</i>	<i>Nation</i>	<i>Motorcycle</i>	<i>Time</i>	<i>Km/h</i>	<i>Rider's Lap</i>
<b>4'01.830</b>	12 <b>Alex MARQUEZ</b>	SPA	HONDA	<b>2'01.491</b>	150.4	2
<b>4'09.208</b>	10 <b>Alexis MASBOU</b>	FRA	HONDA	<b>2'00.941</b>	151.1	2
<b>4'15.179</b>	8 <b>Jack MILLER</b>	AUS	KTM	<b>2'00.214</b>	152.0	2
<b>4'19.568</b>	21 <b>Francesco BAGNAIA</b>	ITA	KTM	<b>1'59.718</b>	152.6	2
<b>4'20.439</b>	23 <b>Niccolò ANTONELLI</b>	ITA	KTM	<b>1'59.670</b>	152.7	2
<b>6'18.305</b>	44 <b>Miguel OLIVEIRA</b>	POR	MAHINDRA	<b>1'59.655</b>	152.7	3
<b>6'18.640</b>	7 <b>Efren VAZQUEZ</b>	SPA	HONDA	<b>1'59.616</b>	152.8	3
<b>12'29.087</b>	10 <b>Alexis MASBOU</b>	FRA	HONDA	<b>1'59.412</b>	153.0	6
<b>14'50.207</b>	8 <b>Jack MILLER</b>	AUS	KTM	<b>1'58.998</b>	153.6	6
<b>16'48.973</b>	8 <b>Jack MILLER</b>	AUS	KTM	<b>1'58.766</b>	153.9	7
<b>22'56.843</b>	42 <b>Alex RINS</b>	SPA	HONDA	<b>1'58.443</b>	154.3	7
<b>37'54.135</b>	42 <b>Alex RINS</b>	SPA	HONDA	<b>1'58.318</b>	154.5	13

These data/results cannot be reproduced, stored and/or transmitted in whole or in part by any manner of electronic, mechanical, photocopying, recording, broadcasting or otherwise now known or herein after developed without the previous express consent by the copyright owner, except for reproduction in daily press and regular printed publications on sale to the public within 60 days of the event related to those data/results and always provided that copyright symbol appears together as follows below.

© DORNA, 2014

Official MotoGP Timing by **TISSOT**  
www.motogp.com

Alcañiz, Saturday, September 27, 2014

