




5078 m.

GRAN PREMIO MOVISTAR DE ARAGÓN

Qualifying
Classification

	Rider	Nation	Team	Motorcycle	Time	Lap Total	Gap	Top Speed
1	40 Maverick VIÑALES	SPA	Paginas Amarillas HP 40	KALEX	1'54.073	18 19		270.0
2	5 Johann ZARCO	FRA	AirAsia Caterham	CATERHAM SUTER	1'54.124	15 18	0.051 0.051	265.8
3	36 Mika KALLIO	FIN	Marc VDS Racing Team	KALEX	1'54.130	17 19	0.057 0.006	270.0
4	21 Franco MORBIDELLI	ITA	Italtrans Racing Team	KALEX	1'54.183	16 19	0.110 0.053	266.8
5	53 Esteve RABAT	SPA	Marc VDS Racing Team	KALEX	1'54.224	7 19	0.151 0.041	269.7
6	12 Thomas LUTHI	SWI	Interwetten Sitag	SUTER	1'54.341	9 19	0.268 0.117	273.5
7	30 Takaaki NAKAGAMI	JPN	IDEMITSU Honda Team Asia	KALEX	1'54.390	20 20	0.317 0.049	268.5
8	77 Dominique AEGERTER	SWI	Technomag carXpert	SUTER	1'54.391	16 19	0.318 0.001	267.8
9	11 Sandro CORTESE	GER	Dynavolt Intact GP	KALEX	1'54.475	15 17	0.402 0.084	270.9
10	23 Marcel SCHROTTER	GER	Tech 3	TECH 3	1'54.508	12 17	0.435 0.033	266.0
11	60 Julian SIMON	SPA	Italtrans Racing Team	KALEX	1'54.650	11 19	0.577 0.142	267.9
12	94 Jonas FOLGER	GER	AGR Team	KALEX	1'54.786	15 18	0.713 0.136	271.9
13	81 Jordi TORRES	SPA	Mapfre Aspar Team Moto2	SUTER	1'54.786	9 18	0.713	268.6
14	19 Xavier SIMEON	BEL	Federal Oil Gresini Moto2	SUTER	1'54.798	12 19	0.725 0.012	266.2
15	39 Luis SALOM	SPA	Paginas Amarillas HP 40	KALEX	1'54.800	18 18	0.727 0.002	268.7
16	54 Mattia PASINI	ITA	NGM Forward Racing	KALEX	1'54.827	12 19	0.754 0.027	268.3
17	55 Hafizh SYAHRIN	MAL	Petronas Raceline Malaysia	KALEX	1'54.843	15 18	0.770 0.016	269.1
18	49 Axel PONS	SPA	AGR Team	KALEX	1'54.866	11 18	0.793 0.023	268.5
19	88 Ricard CARDUS	SPA	Tech 3	TECH 3	1'54.916	8 20	0.843 0.050	272.1
20	22 Sam LOWES	GBR	Speed Up	SPEED UP	1'54.983	16 19	0.910 0.067	271.4
21	96 Louis ROSSI	FRA	SAG Team	KALEX	1'55.057	17 20	0.984 0.074	268.9
22	18 Nicolas TEROL	SPA	Mapfre Aspar Team Moto2	SUTER	1'55.182	14 20	1.109 0.125	270.0
23	95 Anthony WEST	AUS	QMMF Racing Team	SPEED UP	1'55.280	12 21	1.207 0.098	264.9
24	8 Gino REA	GBR	AGT REA Racing	SUTER	1'55.298	19 20	1.225 0.018	270.4
25	7 Lorenzo BALDASSARRI	ITA	Gresini Moto2	SUTER	1'55.401	17 20	1.328 0.103	267.0
26	20 Florian MARINO	FRA	NGM Forward Racing	KALEX	1'55.429	20 20	1.356 0.028	269.5
27	14 Ratthapark WILAIROT	THA	AirAsia Caterham	CATERHAM SUTER	1'55.438	14 14	1.365 0.009	269.0
28	70 Robin MULHAUSER	SWI	Technomag carXpert	SUTER	1'55.487	14 21	1.414 0.049	265.2
29	97 Roman RAMOS	SPA	QMMF Racing Team	SPEED UP	1'55.814	16 21	1.741 0.327	266.2
30	84 Riccardo RUSSO	ITA	Tasca Racing Moto2	SUTER	1'55.859	15 17	1.786 0.045	270.9
31	4 Randy KRUMMENACHER	SWI	Octo IodaRacing Team	SUTER	1'55.978	13 19	1.905 0.119	261.3
32	25 Azlan SHAH	MAL	IDEMITSU Honda Team Asia	KALEX	1'56.069	4 20	1.996 0.091	265.0
33	10 Thitipong WAROKORN	THA	APH PTT The Pizza SAG	KALEX	1'56.447	20 20	2.374 0.378	269.2
34	9 Kenny NOYES	USA	Teluru Team JiR Webike	TSR	1'57.046	18 19	2.973 0.599	260.3

Practice condition: Dry

Air: 25°

Humidity: 50%

Ground: 37°

Fastest Lap:	Lap: 18	Maverick VIÑALES	1'54.073	160.2 Km/h
Circuit Record Lap:	2011	Marc MARQUEZ	1'53.956	160.4 Km/h
Circuit Best Lap:	2011	Marc MARQUEZ	1'53.296	161.3 Km/h

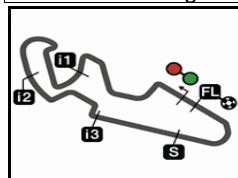
The results are provisional until the end of the limit for protest and appeals.

Time limit for protest expires 30' after publication of the results - Mr. Time:

These data/results cannot be reproduced, stored and/or transmitted in whole or in part by any manner of electronic, mechanical, photocopying, recording, broadcasting or otherwise now known or herein after developed without the previous express consent by the copyright owner, except for reproduction in daily press and regular printed publications on sale to the public within 60 days of the event related to those data/results and always provided that copyright symbol appears together as follows below.

© DORNA, 2014





5078 m.

GRAN PREMIO MOVISTAR DE ARAGÓN

Qualifying

Top Speed & Average

21A



Rider	Nation	Motorcycle	Top 5 speeds					Average	Top
12 Thomas LUTHI	SWI	SUTER	273.5	271.4	271.3	270.1	270.0	271.3	273.5
88 Ricard CARDUS	SPA	TECH 3	272.1	270.6	268.3	267.4	267.2	269.1	272.1
94 Jonas FOLGER	GER	KALEX	271.9	270.6	270.5	265.8	265.0	268.8	271.9
22 Sam LOWES	GBR	SPEED UP	271.4	269.2	268.5	266.7	266.5	268.5	271.4
11 Sandro CORTESE	GER	KALEX	270.9	270.1	269.7	268.6	268.6	269.6	270.9
84 Riccardo RUSSO	ITA	SUTER	270.9	265.0	264.0	263.6	263.4	265.1	270.9
8 Gino REA	GBR	SUTER	270.4	270.1	269.8	268.0	267.7	269.2	270.4
36 Mika KALLIO	FIN	KALEX	270.0	269.5	269.4	268.3	267.4	268.9	270.0
18 Nicolas TEROL	SPA	SUTER	270.0	269.7	269.3	267.7	266.9	268.7	270.0
40 Maverick VIÑALES	SPA	KALEX	270.0	267.5	265.8	265.6	265.2	266.8	270.0
53 Esteve RABAT	SPA	KALEX	269.7	269.3	268.3	267.3	266.7	268.3	269.7
20 Florian MARINO	FRA	KALEX	269.5	269.3	268.3	266.9	266.3	268.1	269.5
10 Thitipong WAROKORN	THA	KALEX	269.2	265.0	263.4	263.0	262.7	264.7	269.2
55 Hafizh SYAHRIN	MAL	KALEX	269.1	268.5	268.2	267.1	266.4	267.9	269.1
14 Rattapark WILAIROT	THA	CATERHAM S	269.0	268.4	267.4	267.3	266.1	267.6	269.0
96 Louis ROSSI	FRA	KALEX	268.9	268.2	267.7	267.4	266.6	267.8	268.9
39 Luis SALOM	SPA	KALEX	268.7	267.9	267.7	267.0	266.9	267.6	268.7
81 Jordi TORRES	SPA	SUTER	268.6	266.0	265.5	265.2	265.0	265.9	268.6
30 Takaaki NAKAGAMI	JPN	KALEX	268.5	268.2	266.6	265.5	265.4	266.6	268.5
49 Axel PONS	SPA	KALEX	268.5	267.4	264.2	264.2	264.0	265.7	268.5
54 Mattia PASINI	ITA	KALEX	268.3	267.6	267.5	267.3	266.3	267.4	268.3
60 Julian SIMON	SPA	KALEX	267.9	267.1	265.6	265.1	264.8	266.1	267.9
77 Dominique AEGERTER	SWI	SUTER	267.8	267.1	266.2	266.0	265.5	266.5	267.8
7 Lorenzo BALDASSARRI	ITA	SUTER	267.0	264.8	264.8	263.6	263.6	264.8	267.0
21 Franco MORBIDELLI	ITA	KALEX	266.8	266.0	265.2	264.6	263.7	265.3	266.8
19 Xavier SIMEON	BEL	SUTER	266.2	264.7	264.5	263.5	263.4	264.5	266.2
97 Roman RAMOS	SPA	SPEED UP	266.2	265.5	264.7	264.4	263.3	264.8	266.2
23 Marcel SCHROTTER	GER	TECH 3	266.0	265.9	265.0	264.5	264.3	265.1	266.0
5 Johann ZARCO	FRA	CATERHAM S	265.8	264.1	264.0	263.6	263.6	264.1	265.8
70 Robin MULHAUSER	SWI	SUTER	265.2	264.8	264.6	264.5	263.0	264.4	265.2
25 Azlan SHAH	MAL	KALEX	265.0	264.3	264.2	263.9	263.4	264.0	265.0
95 Anthony WEST	AUS	SPEED UP	264.9	261.9	261.8	261.4	261.1	262.2	264.9
4 Randy KRUMMENACHER	SWI	SUTER	261.3	261.2	261.1	260.9	260.8	261.1	261.3
9 Kenny NOYES	USA	TSR	260.3	258.9	258.1	257.9	257.2	258.5	260.3

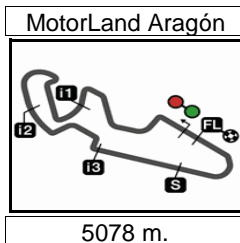
These data/results cannot be reproduced, stored and/or transmitted in whole or in part by any manner of electronic, mechanical, photocopying, recording, broadcasting or otherwise now known or herein after developed without the previous express consent by the copyright owner, except for reproduction in daily press and regular printed publications on sale to the public within 60 days of the event related to those data/results and always provided that copyright symbol appears together as follows below.

© DORNA, 2014

Official MotoGP Timing by TISSOT
www.motogp.com



Alcañiz, Saturday, September 27, 2014



GRAN PREMIO MOVISTAR DE ARAGÓN

Qualifying

Chronological Analysis of Performances



		T1 Time from finish line to 1st intermediate					T3 Time from 2nd intermed. to 3rd intermed.						
		T2 Time from 1st intermed. to 2nd intermed.					T4 Time from 3rd intermediate to finish line						
P Crossing the finish line in pit lane													
Lap	Lap Time	T1	T2	T3	T4	Speed	Lap	Lap Time	T1	T2	T3	T4	Speed
1st	40	Maverick VIÑALES Paginas Amarillas HP SPA					8	2'02.999	33.904	34.259	23.092	31.744	211.8
		Runs=4 Total laps=19 Full laps=12					9	1'54.394	32.512	32.081	21.810	27.991	269.4
1	2'39.474	1'03.555	37.593	28.547	29.779	258.0	10	1'54.264	32.440	31.996	21.780	28.048	267.3
2	1'55.471	32.834	32.368	22.015	28.254	265.2	11	2'05.088 P	33.249	34.852	22.750	34.237	256.5
3	1'54.602	32.267	32.174	21.878	28.283	263.9	12	10'52.387	9'26.665	34.409	22.641	28.672	263.6
4	1'54.449	32.253	32.091	21.865	28.240	265.6	13	1'55.430	32.980	32.349	21.982	28.119	266.6
5	2'06.398 P	35.019	34.140	22.484	34.755	263.9	14	2'13.231	32.565	32.318	26.133	42.215	176.2
6	5'09.171	3'44.167	33.548	22.864	28.592	265.8	15	1'54.480	32.503	32.042	21.819	28.116	265.0
7	1'54.534	32.404	32.193	21.721	28.216	264.6	16	1'54.140	32.357	32.148	21.663	27.972	269.5
8	1'54.325	32.355	32.015	21.675	28.280	263.4	17	1'54.130	32.245	32.116	21.685	28.084	266.1
9	2'00.334 P	32.276	32.604	22.427	33.027	262.4	18	1'54.271	32.362	31.981	21.768	28.160	264.7
10	4'37.805	3'09.243	32.713	23.944	31.905	223.2	19	1'54.478	32.610	32.133	21.703	28.032	267.1
11	1'55.027	32.448	32.111	21.729	28.739	259.4							
12	1'54.261	32.258	32.220	21.683	28.100	270.0							
13	2'03.787 P	34.656	34.112	22.484	32.535	263.8							
14	4'46.233	3'21.803	33.270	22.515	28.645	261.8							
15	1'54.586	32.329	32.235	21.902	28.120	265.1							
16	1'54.256	32.294	32.200	21.695	28.067	267.5							
17	2'06.521	39.092	34.616	22.834	29.979	251.7							
18	1'54.073	32.252	32.042	21.614	28.165	264.3							
19	1'54.380	32.208	32.105	21.754	28.313	262.6							
4th	21	Franco MORBIDEL Italtrans Racing Team ITA					8	2'30.682	1'01.516	35.357	24.765	29.044	254.9
		Runs=3 Total laps=19 Full laps=14					2	1'55.497	32.775	32.527	21.922	28.273	260.8
1	2'30.682	1'01.516	35.357	24.765	29.044	254.9	3	1'55.155	32.695	32.259	21.971	28.230	259.1
2	1'55.497	32.775	32.527	21.922	28.273	260.8	4	1'54.961	32.445	32.227	22.067	28.222	262.2
3	1'55.155	32.695	32.259	21.971	28.230	259.1	5	2'07.535 P	36.190	34.775	22.692	33.878	266.8
4	1'54.961	32.445	32.227	22.067	28.222	262.2	6	6'16.518	4'53.308	33.048	21.930	28.232	263.4
5	2'07.535 P	36.190	34.775	22.692	33.878	266.8	7	1'54.518	32.377	32.240	21.817	28.084	262.3
6	6'16.518	4'53.308	33.048	21.930	28.232	263.4	8	1'56.663	32.519	33.287	22.688	28.169	260.4
7	1'54.518	32.377	32.240	21.817	28.084	262.3	9	2'04.724	32.528	32.383	23.127	36.686	217.3
8	1'56.663	32.519	33.287	22.688	28.169	260.4	10	1'54.585	32.413	32.138	21.903	28.131	262.3
9	2'04.724	32.528	32.383	23.127	36.686	217.3	11	1'54.420	32.395	32.051	21.871	28.103	264.6
10	1'54.585	32.413	32.138	21.903	28.131	262.3	12	2'05.602 P	34.422	34.923	22.430	33.827	259.9
11	1'54.420	32.395	32.051	21.871	28.103	264.6	13	5'12.341	3'49.009	32.659	22.272	28.401	257.0
12	2'05.602 P	34.422	34.923	22.430	33.827	259.9	14	1'54.906	32.428	32.237	21.955	28.286	257.7
13	5'12.341	3'49.009	32.659	22.272	28.401	257.0	15	1'54.951	32.885	32.118	21.979	27.969	265.2
14	1'54.906	32.428	32.237	21.955	28.286	257.7	16	1'54.183	32.319	32.006	21.826	28.032	266.0
15	1'54.951	32.885	32.118	21.979	27.969	265.2	17	2'02.124	37.083	34.976	21.955	28.110	261.6
16	1'54.183	32.319	32.006	21.826	28.032	266.0	18	1'55.537	32.294	32.045	22.585	28.613	255.9
17	2'02.124	37.083	34.976	21.955	28.110	261.6	19	1'54.373	32.347	32.158	21.789	28.079	263.7
18	1'55.537	32.294	32.045	22.585	28.613	255.9							
19	1'54.373	32.347	32.158	21.789	28.079	263.7							
5th	53	Esteve RABAT Marc VDS Racing Tea SPA					8	3'47.368	2'09.782	44.538	24.067	28.981	263.2
		Runs=4 Total laps=19 Full laps=12					2	2'00.179 P	32.607	32.383	22.019	33.170	263.9
1	3'47.368	2'09.782	44.538	24.067	28.981	263.2	3	2'14.568	51.368	32.927	21.887	28.386	266.1
2	2'00.179 P	32.607	32.383	22.019	33.170	263.9	4	1'55.461	32.374	32.592	22.085	28.410	266.7
3	2'14.568	51.368	32.927	21.887	28.386	266.1	5	1'55.067	32.820	32.146	21.839	28.262	265.0
4	1'55.461	32.374	32.592	22.085	28.410	266.7	6	1'54.331	32.326	32.102	21.630	28.273	263.2
5	1'55.067	32.820	32.146	21.839	28.262	265.0	7	1'54.224	32.371	32.141	21.541	28.171	269.7
6	1'54.331	32.326	32.102	21.630	28.273	263.2	8	1'54.644	32.381	32.509	21.687	28.067	268.3
7	1'54.224	32.371	32.141	21.541	28.171	269.7	9	1'54.338	32.264	31.985	21.965	28.124	269.3
8	1'54.644	32.381	32.509	21.687	28.067	268.3	10	1'59.110 P	32.289	32.105	21.896	32.820	259.0
9	1'54.338	32.264	31.985	21.965	28.124	269.3	11	5'57.191	4'34.219	32.894	21.842	28.236	265.4
10	1'59.110 P	32.289	32.105	21.896	32.820	259.0	12	1'54.389	32.362	32.168	21.568	28.291	264.7
11	5'57.191	4'34.219	32.894	21.842	28.236	265.4	13	2'50.072 P	32.190	32.048	1'12.934	32.900	258.7
12	1'54.389	32.362	32.168	21.568	28.291	264.7	14	4'48.795	3'25.790	32.608	21.859	28.538	260.9
13	2'50.072 P	32.190	32.048	1'12.934	32.900	258.7	15	1'56.774	32.337	32.163	23.768	28.506	263.1
14	4'48.795	3'25.790	32.608	21.859	28.538	260.9							
15	1'56.774	32.337	32.163	23.768	28.506	263.1							

Fastest Lap: Maverick VIÑALES Paginas Amarillas HP SPA **1'54.073** 32.252 32.042 21.614 28.165

These data/results cannot be reproduced, stored and/or transmitted in whole or in part by any manner of electronic, mechanical, photocopying, recording, broadcasting or otherwise now known or herein after developed without the previous express consent by the copyright owner, except for reproduction in daily press and regular printed publications on sale to the public within 60 days of the event related to those data/results and always provided that copyright symbol appears together as follows below.
© DORNA, 2014



Qualifying

Moto2

Lap	Lap Time	T1	T2	T3	T4	Speed	Lap	Lap Time	T1	T2	T3	T4	Speed						
16	1'54.391	32.400	32.064	21.663	28.264	265.2	12	1'54.409	32.482	32.104	21.613	28.210	263.9						
17	1'54.485	32.275	32.190	21.663	28.357	264.3	13	1'54.481	32.389	32.058	21.762	28.272	264.5						
18	1'54.610	32.471	32.079	21.700	28.360	267.3	14	2'01.057 P	32.604	32.422	21.970	34.061	263.9						
19	1'54.324	32.381	32.147	21.646	28.150	265.6	15	5'55.108	4'16.204	45.063	22.867	30.974	250.0						
6th 12 Thomas LUTHI Interwetten Sitag SWI Runs=3 Total laps=19 Full laps=14							9th 11 Sandro CORTESE Dynavolt Intact GP GER Runs=3 Total laps=17 Full laps=12												
1	2'37.046	1'05.120	35.381	27.864	28.681	263.6	1	2'32.014	59.359	37.221	25.454	29.980	245.5						
2	1'54.660	32.728	32.185	21.829	27.918	271.3	2	1'55.523	33.167	32.352	21.789	28.215	267.3						
3	1'54.571	32.418	32.281	21.889	27.983	267.1	3	1'54.626	32.607	32.185	21.760	28.074	268.6						
4	1'54.448	32.420	32.119	21.854	28.055	267.7	4	1'55.147	32.597	32.382	22.060	28.108	270.1						
5	1'55.049	32.414	32.455	22.161	28.019	270.0	5	2'05.081 P	34.409	33.747	22.865	34.060	269.7						
6	2'06.935 P	32.683	32.455	27.220	34.577	251.5	6	6'15.346	4'29.324	40.102	27.320	38.600	212.3						
7	6'26.745	5'02.619	33.111	22.380	28.635	261.8	7	2'00.890	34.214	34.061	23.141	29.474	260.0						
8	1'54.984	32.693	32.232	22.011	28.048	267.6	8	2'04.077	35.619	33.982	23.794	30.682	249.1						
9	1'54.341	32.536	32.040	21.821	27.944	273.5	9	1'55.366	32.752	32.332	21.989	28.293	267.7						
10	1'56.614	33.429	32.749	22.099	28.337	266.2	10	1'58.195	33.825	33.322	22.442	28.606	263.0						
11	1'54.396	32.430	32.227	21.852	27.887	271.4	11	2'14.634 P	41.710	34.731	22.818	35.375	260.8						
12	2'01.928 P	33.117	33.160	22.340	33.311	267.1	12	8'18.789	6'45.625	37.818	23.781	31.565	247.7						
13	6'19.767	4'55.248	33.202	22.494	28.823	261.0	13	1'55.658	32.926	32.421	22.206	28.105	266.0						
14	1'54.766	32.390	32.008	22.089	28.279	266.0	14	1'54.789	32.500	32.174	22.030	28.085	268.6						
15	1'54.703	32.540	32.261	21.897	28.005	268.7	15	1'54.475	32.533	32.037	21.910	27.995	270.9						
16	1'56.005	32.511	32.840	22.394	28.260	267.8	16	2'32.304	34.700	49.202	27.231	41.171	195.4						
17	1'54.593	32.365	32.236	21.842	28.150	270.1	17	1'55.559	32.771	32.141	21.892	28.755	262.7						
18	1'54.584	32.444	32.111	21.790	28.239	264.7	10th 23 Marcel SCHROTTE Tech 3 GER Runs=3 Total laps=17 Full laps=12												
19	1'54.561	32.360	32.338	21.758	28.105	264.3	1	2'40.105	1'08.154	35.014	27.643	29.294	262.3						
7th 30 Takaaki NAKAGAMI IDEMITSU Honda Tea JPN Runs=3 Total laps=20 Full laps=15							2	1'56.466	33.319	32.743	22.113	28.291	266.0						
1	2'42.069	1'17.035	33.732	22.763	28.539	263.0	3	1'55.299	32.671	32.262	22.026	28.340	265.9						
2	1'56.015	33.009	32.521	22.169	28.316	265.5	4	2'01.518	37.813	32.579	22.532	28.594	258.6						
3	1'55.175	32.552	32.253	22.041	28.329	262.7	5	1'59.563	32.913	33.297	24.714	28.639	263.2						
4	1'55.244	32.568	32.243	21.972	28.461	264.3	6	1'55.986	32.971	32.503	22.133	28.379	263.4						
5	1'57.412	33.878	32.840	22.260	28.434	268.2	7	2'01.208 P	32.708	33.401	22.474	32.625	260.8						
6	1'57.340	32.496	33.996	22.474	28.374	263.2	8	13'28.194	11'54.570	38.772	23.485	31.367	236.9						
7	2'03.206 P	33.938	32.874	22.262	34.132	259.9	9	1'55.588	32.892	32.435	21.880	28.381	263.9						
8	5'09.238	3'37.071	34.188	29.002	28.977	263.9	10	1'55.318	32.536	32.353	21.961	28.468	263.5						
9	1'56.933	33.440	32.781	22.246	28.466	264.1	11	1'54.932	32.536	32.278	21.896	28.222	264.5						
10	1'55.404	32.577	32.392	22.139	28.296	262.5	12	1'54.508	32.404	32.157	21.726	28.221	265.0						
11	1'54.617	32.396	32.129	21.846	28.246	264.1	13	2'16.817 P	32.544	32.231	24.099	47.943	163.4						
12	1'54.741	32.355	32.192	21.901	28.293	264.0	14	2'28.491	57.886	38.501	22.423	29.681	236.3						
13	1'57.351	32.391	32.871	23.768	28.321	265.4	15	1'54.712	32.533	32.274	21.757	28.148	264.3						
14	2'00.084	36.565	32.767	22.342	28.410	263.9	16	1'54.864	32.406	32.188	21.905	28.365	263.4						
15	1'54.800	32.368	32.194	21.906	28.332	263.8	17	2'26.199	36.451	44.514	28.033	37.201	192.5						
16	2'04.092 P	32.981	33.514	23.227	34.370	256.9	11th 60 Julian SIMON Italtrans Racing Team SPA Runs=2 Total laps=19 Full laps=16												
17	4'25.765	3'00.457	34.427	22.579	28.302	265.4	1	3'47.963	2'09.440	41.100	26.578	30.845	248.9						
18	1'54.861	32.370	32.306	22.023	28.162	266.6	2	1'56.584	32.860	32.450	22.321	28.953	261.0						
19	1'54.834	32.521	32.247	21.830	28.236	262.9	3	1'57.368	33.235	33.594	22.107	28.432	263.7						
20	1'54.390	32.252	32.186	21.788	28.164	268.5	4	1'55.144	32.620	32.320	21.843	28.361	265.6						
8th 77 Dominique AEGER Technomag carXpert SWI Runs=3 Total laps=19 Full laps=14							5	1'55.297	32.637	32.180	21.887	28.593	267.1						
1	3'33.880	1'35.032	41.639	24.881	52.328	171.5	6	2'15.552	36.043	40.044	27.098	32.367	229.5						
2	1'56.850	33.678	32.579	22.100	28.493	264.1	7	2'13.856	40.535	34.157	23.481	35.683	180.8						
3	1'55.743	32.933	32.369	21.931	28.510	260.6	8	2'00.121 P	33.003	32.524	21.811	32.783	263.4						
4	1'54.996	32.576	32.306	21.867	28.247	264.9	9	8'03.639	6'37.971	32.734	22.294	30.640	229.3						
5	1'54.914	32.590	32.259	21.863	28.202	265.5	10	1'55.162	32.687	32.267	21.824	28.384	263.2						
6	1'54.981	32.660	32.091	21.815	28.415	260.6	11	1'54.650	32.412	32.108	21.699	28.431	267.9						
7	1'54.909	32.573	32.232	21.737	28.367	263.7	12	2'01.441	34.098	36.704	22.181	28.458	265.1						
8	1'54.552	32.470	32.190	21.754	28.138	266.0	Fastest Lap: Maverick VIÑALES Paqinas Amarillas HP SPA 1'54.073 32.252 32.042 21.614 28.165												
9	1'54.489	32.474	32.225	21.647	28.143	267.1	These data/results cannot be reproduced, stored and/or transmitted in whole or in part by any manner of electronic, mechanical, photocopying, recording, broadcasting or otherwise now known or herein after developed without the previous express consent by the copyright owner, except for reproduction in daily press and regular printed publications on sale to the public within 60 days of the event related to those data/results and always provided that copyright symbol appears together as follows below.												
10	1'59.030 P	32.514	32.150	21.798	32.568	264.9	© DORNA, 2014												
11	6'02.011	4'38.573	32.927	22.171	28.340	264.4	Official MotoGP Timing by TISSOT www.motogp.com												

Fastest Lap: Maverick VIÑALES Paqinas Amarillas HP SPA **1'54.073** 32.252 32.042 21.614 28.165

These data/results cannot be reproduced, stored and/or transmitted in whole or in part by any manner of electronic, mechanical, photocopying, recording, broadcasting or otherwise now known or herein after developed without the previous express consent by the copyright owner, except for reproduction in daily press and regular printed publications on sale to the public within 60 days of the event related to those data/results and always provided that copyright symbol appears together as follows below.

© DORNA, 2014

Official MotoGP Timing by TISSOT
www.motogp.com

Alcañiz, Saturday, September 27, 2014

Page 2 of 7



Qualifying

Moto2

Lap	Lap Time	T1	T2	T3	T4	Speed	Lap	Lap Time	T1	T2	T3	T4	Speed
13	2'26.056	37.643	41.423	33.135	33.855	235.7	12	1'54.798	32.502	32.231	21.882	28.183	262.8
14	2'12.595	32.901	32.347	29.819	37.528	139.5	13	2'02.910 P	33.445	33.431	22.186	33.848	260.1
15	1'54.973	32.481	32.380	21.689	28.423	263.3	14	4'22.316	2'57.089	33.361	23.358	28.508	260.1
16	1'54.811	32.517	32.231	21.774	28.289	264.8	15	1'55.002	32.652	32.329	21.948	28.073	264.5
17	1'54.723	32.367	32.172	21.792	28.392	263.5	16	1'55.188	32.627	32.317	21.863	28.381	266.2
18	1'54.681	32.438	32.169	21.719	28.355	262.6	17	1'58.388	33.877	33.976	22.162	28.373	260.4
19	1'58.423	32.529	32.243	23.529	30.122	256.0	18	1'55.038	32.635	32.402	21.907	28.094	263.4
							19	1'55.251	32.594	32.352	21.937	28.368	260.4

12th		94	Jonas FOLGER		AGR Team		GER
		Runs=3	Total laps=18	Full laps=13			
1	2'44.164	1'04.515	39.309	31.278	29.062	262.9	
2	1'56.079	33.234	32.569	22.028	28.248	264.5	
3	1'55.875	32.586	32.641	22.103	28.545	260.6	
4	1'56.522	32.842	32.963	22.257	28.460	262.6	
5	1'55.535	32.695	32.479	22.051	28.310	265.8	
6	2'05.260 P	32.693	35.516	22.757	34.294	233.5	
7	5'56.050	4'32.250	33.174	22.246	28.380	261.5	
8	1'55.533	32.603	32.424	21.981	28.525	262.3	
9	2'15.665	32.629	32.451	30.678	39.907	221.1	
10	1'56.880	32.786	32.558	23.114	28.422	264.6	
11	1'54.951	32.544	32.310	21.908	28.189	271.9	
12	2'01.132 P	32.551	32.583	22.184	33.814	245.9	
13	8'15.027	6'30.564	34.318	22.538	47.607	199.0	
14	1'55.443	32.851	32.403	21.965	28.224	265.0	
15	1'54.786	32.404	32.386	21.913	28.083	270.6	
16	2'07.282	37.061	34.957	22.928	32.336	246.1	
17	1'55.261	32.388	32.332	22.074	28.467	270.5	
18	2'04.822	32.572	32.221	31.282	28.747	260.6	

13th		81	Jordi TORRES		Mapfre Aspar Team M SPA	
		Runs=2	Total laps=18	Full laps=15		
1	2'12.792	47.742	33.732	22.617	28.701	261.3
2	1'56.378	32.979	32.826	22.186	28.387	264.8
3	1'55.372	32.732	32.393	21.966	28.281	265.5
4	1'57.030	33.728	32.975	22.030	28.297	263.7
5	1'56.158	32.727	32.677	22.309	28.445	268.6
6	1'55.631	32.893	32.513	21.994	28.231	266.0
7	1'55.269	32.608	32.513	21.896	28.252	265.0
8	1'55.666	32.821	32.562	22.014	28.269	265.2
9	1'54.786	32.441	32.296	21.911	28.138	265.0
10	3'04.193 P	32.569	1'30.144	25.261	36.219	248.6
11	11'49.644	10'23.205	34.600	22.765	29.074	259.3
12	1'55.916	32.834	32.651	22.062	28.369	262.2
13	1'55.831	32.784	32.447	22.225	28.375	262.5
14	1'55.213	32.563	32.408	21.968	28.274	261.8
15	1'55.264	32.488	32.512	22.026	28.238	263.0
16	1'55.358	32.551	32.583	21.974	28.250	262.7
17	1'55.224	32.527	32.430	22.040	28.227	260.8
18	1'55.587	32.507	32.480	22.036	28.564	262.0

14th		19	Xavier SIMEON		Federal Oil Gresini Mo BEL	
		Runs=3	Total laps=19	Full laps=14		
1	3'16.476	1'39.665	34.158	22.861	39.792	108.5
2	1'56.810	33.215	32.677	22.083	28.835	254.8
3	1'59.643	35.459	33.456	22.228	28.500	259.3
4	1'56.276	32.807	32.641	22.055	28.773	261.6
5	1'55.677	32.760	32.582	21.966	28.369	263.5
6	1'57.779	33.577	33.390	22.334	28.478	259.3
7	1'55.830	32.795	32.555	22.034	28.446	260.6
8	2'03.834 P	33.713	33.376	22.876	33.869	260.4
9	7'53.925	6'30.010	33.204	22.244	28.467	259.6
10	1'55.035	32.628	32.407	21.873	28.127	264.7
11	1'54.995	32.512	32.371	21.977	28.135	262.3

15th		39	Luis SALOM		Paginas Amarillas HP SPA	
		Runs=3	Total laps=18	Full laps=13		
1	3'43.916	1'56.494	45.007	27.468	34.947	150.9
2	1'59.477	33.774	33.867	22.994	28.842	266.2
3	1'59.041	33.011	35.447	22.324	28.259	265.4
4	1'54.874	32.638	32.344	21.780	28.112	268.7
5	1'55.362	32.936	32.283	21.949	28.194	267.9
6	1'55.642	33.007	32.420	21.889	28.326	265.6
7	2'09.060 P	36.640	34.021	22.837	35.562	263.4
8	4'49.085	3'24.071	33.859	22.679	28.476	264.5
9	2'11.061	33.008	32.463	27.459	38.131	195.0
10	1'55.611	32.993	32.315	21.843	28.460	265.6
11	1'55.201	32.530	32.436	21.957	28.278	265.0
12	1'55.199	32.554	32.394	22.042	28.209	265.7
13	2'15.026 P	38.717	36.550	23.419	36.340	263.4
14	6'24.322	5'00.831	32.830	22.388	28.273	262.7
15	1'55.852	32.928	32.395	22.351	28.178	265.1
16	1'55.097	32.602	32.345	21.965	28.185	267.7
17	1'54.833	32.455	32.278	22.072	28.028	267.0
18	1'54.800	32.639	32.095	21.921	28.145	266.9

16th		54	Mattia PASINI		NGM Forward Racing ITA	
		Runs=4	Total laps=19	Full laps=12		
1	2'30.926	57.822	38.848	25.193	29.063	260.1
2	1'55.778	32.773	32.652	22.055	28.298	265.3
3	1'55.204	32.688	32.289	21.988	28.239	263.0
4	1'55.129	32.609	32.331	21.990	28.199	266.0
5	2'12.813 P	35.766	34.386	23.007	39.654	267.5
6	5'10.299	3'44.954	33.430	22.905	29.010	264.3
7	1'54.953	32.664	32.164	21.882	28.243	265.6
8	1'55.217	32.541	32.148	22.053	28.475	262.1
9	2'03.946 P	32.679	34.282	22.732	34.253	263.8
10	4'32.482	3'01.323	33.893	23.349	33.917	223.0
11	1'54.911	32.518	32.092	21.997	28.304	267.3
12	1'54.827	32.532	32.257	21.909	28.129	268.3
13	2'03.749 P	33.474	34.262	22.523	33.490	259.6
14	4'45.853	3'19.432	34.090	22.437	29.894	257.7
15	1'55.383	32.498	32.406	22.176	28.303	267.6
16	1'54.939	32.606	32.245	21.810	28.278	266.3
17	2'05.065	36.281	36.063	22.814	29.907	250.2
18	1'58.735	32.720	34.422	22.409	29.184	262.1
19	1'55.008	32.575	32.300	21.885	28.248	264.4

17th		55	Hafizh SYAHRIN		Petronas Raceline Ma MAL	
		Runs=3	Total laps=18	Full laps=13		
1	2'09.091	40.383	35.982	23.794	28.932	263.7
2	1'55.981	33.324	32.450	22.182	28.025	269.1
3	2'04.080	37.899	35.140	22.598	28.443	261.7
4	2'07.540	38.406	38.228	22.665	28.241	265.8
5	2'11.092 P	34.766	36.572	22.888	36.866	268.5
6	5'12.664	3'34.661	40.883	25.855	31.265	239.8
7	1'55.722	32.941	32.826	21.983	27.972	268.2
8	1'55.007	32.533	32.332	21.995	28.147	264.2
9	1'55.625	32.686	32.454	22.103	28.382	264.0

Fastest Lap: Maverick VIÑALES Paginas Amarillas HP SPA **1'54.073** 32.252 32.042 21.614 28.165

These data/results cannot be reproduced, stored and/or transmitted in whole or in part by any manner of electronic, mechanical, photocopying, recording, broadcasting or otherwise now known or herein after developed without the previous express consent by the copyright owner, except for reproduction in daily press and regular printed publications on sale to the public within 60 days of the event related to those data/results and always provided that copyright symbol appears together as follows below.
© DORNA, 2014



Qualifying

Moto2

Lap	Lap Time	T1	T2	T3	T4	Speed	Lap	Lap Time	T1	T2	T3	T4	Speed
10	2'11.106 P	35.236	34.780	24.201	36.889	260.3	8	2'07.046 P	35.648	34.589	22.640	34.169	265.0
11	7'41.076	5'50.034	55.239	25.806	29.997	256.8	9	5'44.814	4'18.161	32.938	22.320	31.395	251.0
12	1'55.763	32.986	32.367	22.137	28.273	263.6	10	1'55.527	32.760	32.388	21.949	28.430	264.5
13	2'23.177	40.115	49.214	24.992	28.856	257.7	11	2'01.614 P	32.642	32.487	22.151	34.334	266.0
14	1'55.267	32.746	32.243	21.975	28.303	264.3	12	6'31.507	5'06.025	34.164	22.667	28.651	263.7
15	1'54.843	32.527	32.251	22.044	28.021	265.8	13	1'55.452	32.925	32.303	22.032	28.192	268.5
16	1'55.127	32.576	32.444	22.042	28.065	266.4	14	2'11.158	32.482	32.710	31.738	34.228	246.6
17	2'02.411	36.783	34.194	22.735	28.699	258.6	15	2'00.050	34.335	35.462	22.036	28.217	266.7
18	1'58.523	33.651	34.787	22.012	28.073	267.1	16	1'54.983	32.718	32.286	21.822	28.157	271.4
18th 49 Axel PONS AGR Team SPA							21st 96 Louis ROSSI SAG Team FRA						
Runs=4 Total laps=18 Full laps=12							Runs=2 Total laps=20 Full laps=17						
1	2'08.998	42.889	33.576	23.462	29.071	261.4	1	2'32.328	59.662	37.483	25.269	29.914	244.7
2	1'55.815	33.167	32.473	21.956	28.219	268.5	2	1'56.489	33.273	32.624	22.172	28.420	266.2
3	1'55.656	33.046	32.393	21.862	28.355	261.3	3	1'55.442	32.654	32.367	22.011	28.410	262.0
4	1'54.927	32.547	32.155	21.793	28.432	261.2	4	2'00.527	36.958	32.993	22.170	28.406	264.8
5	1'55.322	32.658	32.350	22.001	28.313	263.6	5	2'01.510	34.528	34.114	22.622	30.246	266.6
6	2'02.263	37.091	33.342	23.565	28.265	267.4	6	1'57.559	32.646	33.995	22.521	28.397	262.5
7	1'54.977	32.529	32.155	21.768	28.525	264.2	7	1'56.145	32.957	32.412	22.207	28.569	261.7
8	2'14.109 P	37.211	39.197	23.595	34.106	260.9	8	2'21.076	38.539	34.874	25.981	41.682	230.7
9	5'28.154 P	3'53.630	34.935	25.540	34.049	259.1	9	1'57.881	33.140	32.382	22.771	29.588	264.1
10	5'57.588	4'34.281	32.720	22.049	28.538	264.2	10	2'03.902	35.635	33.868	23.769	30.630	248.5
11	1'54.866	32.551	32.200	21.781	28.334	263.7	11	1'55.531	32.821	32.255	22.100	28.355	267.7
12	1'56.089	32.578	32.238	22.623	28.650	259.4	12	1'57.980	33.699	33.251	22.572	28.458	268.9
13	2'06.631 P	32.602	34.049	24.312	35.668	252.3	13	1'55.399	32.755	32.407	22.044	28.193	268.2
14	4'06.714	2'22.251	40.293	31.507	32.663	225.3	14	2'06.892 P	37.239	33.521	22.393	33.739	264.7
15	1'54.877	32.647	32.095	21.817	28.318	263.2	15	8'10.242	6'24.757	35.299	22.711	47.475	198.8
16	1'55.248	32.444	32.400	22.010	28.394	264.0	16	1'55.499	32.953	32.378	22.003	28.165	267.4
17	1'55.554	32.616	32.325	22.016	28.597	259.3	17	1'55.057	32.663	32.276	21.971	28.147	265.8
18	2'02.527	38.855	33.367	21.898	28.407	263.7	18	2'07.013	36.536	35.319	22.877	32.281	248.2
19th 88 Ricard CARDUS Tech 3 SPA							22nd 18 Nicolas TEROL Mapfre Aspar Team M SPA						
Runs=2 Total laps=20 Full laps=17							Runs=2 Total laps=20 Full laps=17						
1	3'16.905	1'32.224	39.397	26.054	39.230	136.2	1	2'39.598	1'04.184	37.413	28.334	29.667	261.8
2	2'13.973	33.134	35.667	33.273	31.899	247.3	2	1'56.246	33.114	32.563	22.287	28.282	266.8
3	1'56.037	33.151	32.460	22.025	28.401	264.1	3	1'55.845	32.783	32.556	22.165	28.341	262.9
4	1'55.216	32.591	32.331	22.095	28.199	266.1	4	2'01.171	36.782	33.634	22.488	28.267	267.7
5	1'55.165	32.643	32.310	22.026	28.186	267.1	5	1'55.392	32.854	32.332	22.131	28.075	269.3
6	2'19.948	36.565	46.618	24.057	32.708	227.2	6	2'02.334	32.949	33.999	23.673	31.713	201.2
7	2'04.209	33.418	34.210	22.983	33.598	193.8	7	1'57.070	33.151	32.911	22.407	28.601	263.2
8	1'54.916	32.687	32.276	22.009	27.944	272.1	8	1'55.791	32.980	32.416	22.143	28.252	266.9
9	1'55.304	32.784	32.339	22.009	28.172	267.1	9	1'55.643	32.754	32.478	22.141	28.270	263.6
10	2'16.164 P	34.084	36.674	27.931	37.475	247.4	10	2'04.379 P	33.039	33.752	22.634	34.954	259.4
11	6'09.056	4'43.536	34.023	22.771	28.726	263.3	11	7'35.632	6'08.929	34.427	23.056	29.220	238.2
12	1'59.116	33.069	33.005	22.246	30.796	240.4	12	1'55.972	32.829	32.303	22.151	28.689	265.6
13	2'00.259	33.175	35.621	22.548	28.915	268.3	13	1'55.254	32.671	32.319	22.058	28.206	264.8
14	2'25.711	42.949	51.224	22.552	28.986	260.6	14	1'55.182	32.566	32.288	22.111	28.217	269.7
15	2'24.243	32.622	32.586	25.218	53.817	107.9	15	2'50.446	43.019	43.724	36.956	46.747	159.3
16	1'55.461	33.033	32.309	22.056	28.063	270.6	16	1'55.922	32.841	32.509	22.259	28.313	263.9
17	1'55.522	32.736	32.284	22.151	28.351	265.0	17	1'55.659	32.759	32.452	22.265	28.183	266.4
18	2'04.118	32.848	36.827	22.645	31.798	212.4	18	2'17.967	41.093	33.470	22.177	41.227	123.8
19	1'56.686	32.988	32.809	22.748	28.141	267.4	19	1'55.550	32.863	32.327	22.161	28.199	270.0
20	1'55.006	32.639	32.272	21.976	28.119	267.2	20	1'55.248	32.712	32.390	22.012	28.134	264.7
20th 22 Sam LOWES Speed Up GBR							23rd 95 Anthony WEST QMMF Racing Team AUS						
Runs=3 Total laps=19 Full laps=14							Runs=2 Total laps=21 Full laps=17						
1	2'16.030	41.625	39.420	25.291	29.694	259.6	1	2'16.564	40.453	36.855	24.211	35.045	177.6
2	1'56.776	33.333	32.646	22.275	28.522	265.3	2	1'56.858	33.183	32.858	22.220	28.597	260.3
3	1'56.064	32.889	32.461	22.236	28.478	262.9							
4	2'09.884	41.010	38.497	22.061	28.316	266.5							
5	1'56.281	33.162	32.661	22.022	28.436	269.2							
6	1'55.288	32.585	32.397	21.899	28.407	264.4							
7	1'55.659	32.643	32.570	22.002	28.444	263.7							

Fastest Lap: Maverick VIÑALES Paqinas Amarillas HP SPA **1'54.073** 32.252 32.042 21.614 28.165

These data/results cannot be reproduced, stored and/or transmitted in whole or in part by any manner of electronic, mechanical, photocopying, recording, broadcasting or otherwise now known or herein after developed without the previous express consent by the copyright owner, except for reproduction in daily press and regular printed publications on sale to the public within 60 days of the event related to those data/results and always provided that copyright symbol appears together as follows below.
© DORNA, 2014



Qualifying

Moto2

Lap	Lap Time	T1	T2	T3	T4	Speed	Lap	Lap Time	T1	T2	T3	T4	Speed
3	1'56.088	32.825	32.611	22.197	28.455	260.7	19	1'55.406	32.688	32.491	21.930	28.297	263.6
4	2'08.251	35.137	36.173	24.465	32.476	168.0	20	1'55.539	32.818	32.436	21.919	28.366	263.1
5	2'02.175	35.950	33.421	22.369	30.435	238.9	26th 20 Florian MARINO NGM Forward Racing FRA						
6	1'56.305	32.942	32.616	22.173	28.574	259.0	Runs=3 Total laps=20 Full laps=15						
7	1'56.321	32.823	32.629	22.318	28.551	260.8	1	2'34.787	59.995	37.612	28.089	29.091	262.2
8	2'06.793 P	35.794	34.343	23.020	33.636	260.2	2	1'57.419	33.532	32.870	22.281	28.736	263.8
9	6'09.789	4'24.814	38.772	23.704	42.499	111.7	3	2'08.669	42.221	35.174	22.697	28.577	262.2
10	1'56.198	32.852	32.627	22.099	28.620	258.3	4	1'56.633	33.161	32.800	22.102	28.570	264.9
11	2'07.873	39.108	38.522	21.966	28.277	264.9	5	2'00.306	33.168	32.828	23.534	30.776	262.5
12	1'55.280	32.520	32.403	21.984	28.373	261.1	6	1'56.342	33.013	32.713	22.095	28.521	265.0
13	2'03.375	36.707	35.521	22.651	28.496	261.4	7	1'56.149	32.854	32.426	22.065	28.804	265.4
14	2'09.707	40.582	37.166	23.065	28.894	260.3	8	1'56.051	33.048	32.525	21.967	28.511	265.6
15	1'55.877	32.709	32.524	22.159	28.485	259.0	9	2'04.784 P	35.882	33.519	22.307	33.076	262.5
16	1'56.376	32.874	32.494	22.283	28.725	259.9	10	6'17.731	4'50.896	33.526	22.527	30.782	257.8
17	2'00.020	32.773	36.750	22.109	28.388	261.9	11	1'55.705	32.991	32.293	22.097	28.324	269.5
18	1'55.634	32.623	32.510	22.072	28.429	261.8	12	1'56.093	32.901	32.366	22.132	28.694	263.4
19	1'56.064	32.834	32.566	22.148	28.516	260.4	13	1'55.494	32.788	32.395	21.910	28.401	266.9
20	1'56.019	32.775	32.523	22.156	28.565	259.6	14	2'02.158 P	34.114	33.002	22.384	32.658	265.3
21	2'10.139 P	36.136	34.707	22.603	36.693	255.7	15	4'08.622	2'43.345	33.357	23.465	28.455	266.3
24th 8 Gino REA AGT REA Racing GBR							16	1'55.490	32.764	32.323	22.187	28.216	268.3
Runs=2 Total laps=20 Full laps=17							17	1'55.518	33.082	32.259	21.943	28.234	269.3
1	2'09.480	41.464	35.255	23.750	29.011	264.9	18	2'03.963	32.801	37.271	23.733	30.158	251.1
2	1'57.186	33.346	32.930	22.409	28.501	267.7	19	1'55.615	32.735	32.464	21.955	28.461	264.2
3	1'56.776	33.059	32.794	22.317	28.606	267.2	20	1'55.429	32.845	32.306	21.864	28.414	264.3
4	2'00.689	36.585	33.037	22.243	28.824	262.9	27th 14 Rathapark WILAIR AirAsia Caterham THA						
5	2'11.249	32.977	40.893	26.410	30.969	217.5	Runs=3 Total laps=14 Full laps=9						
6	1'55.848	32.777	32.667	21.991	28.413	265.8	1	3'43.575	1'43.520	38.871	31.473	49.711	129.0
7	2'01.698	33.118	33.445	24.625	30.510	239.3	2	2'01.083	33.675	35.182	23.742	28.484	269.0
8	2'10.781	34.577	40.542	24.629	31.033	244.7	3	1'56.177	32.961	32.747	22.092	28.377	265.4
9	1'55.622	32.837	32.349	22.135	28.301	268.0	4	1'55.567	32.776	32.421	22.171	28.199	268.4
10	2'05.968	32.929	34.206	22.562	36.271	238.7	5	1'55.803	32.566	32.490	22.153	28.594	263.2
11	2'11.641	33.027	32.501	27.365	38.748	199.1	6	2'06.011 P	34.488	33.769	22.691	35.063	263.3
12	1'56.780	32.868	32.900	22.356	28.656	262.5	7	4'51.485	3'27.638	33.082	22.492	28.273	267.3
13	1'55.372	32.733	32.439	22.111	28.089	270.4	8	3'17.768 P	32.762	32.771	1'32.066	40.169	183.2
14	2'07.245 P	33.759	37.163	22.617	33.706	262.5	9	13'22.635	11'42.000	37.326	26.142	37.167	139.5
15	8'10.165	6'45.594	33.536	22.356	28.679	264.2	10	1'57.796	33.708	33.137	22.520	28.431	262.5
16	1'55.672	32.957	32.518	21.986	28.211	269.8	11	2'18.282	42.391	42.686	23.858	29.347	260.2
17	1'56.969	32.814	32.678	22.578	28.899	262.1	12	1'56.320	32.885	32.691	22.411	28.333	267.4
18	2'07.145	34.319	35.943	23.130	33.753	213.3	13	2'02.718	36.473	34.266	23.325	28.654	255.4
19	1'55.298	32.748	32.319	21.990	28.241	270.1	14	1'55.438	32.706	32.382	22.109	28.241	266.1
20	2'05.838	33.117	32.526	25.949	34.246	232.7	28th 70 Robin MULHAUSER Technomag carXpert SWI						
Runs=2 Total laps=20 Full laps=17							Runs=2 Total laps=21 Full laps=18						
1	2'23.649	56.934	34.862	22.824	29.029	257.6	1	1'59.465	33.336	33.919	22.731	29.479	258.3
2	1'56.780	33.243	32.714	22.277	28.546	259.8	2	1'57.193	33.417	32.777	22.274	28.725	263.0
3	1'56.170	33.016	32.467	22.097	28.590	256.8	3	1'56.142	32.989	32.473	22.060	28.620	259.9
4	1'56.431	32.949	32.709	22.217	28.556	260.1	4	1'55.942	32.900	32.448	21.972	28.622	262.3
5	2'02.968	34.599	35.123	22.866	30.380	245.8	5	2'03.332	32.951	32.540	22.002	35.839	130.7
6	1'55.960	32.877	32.677	21.996	28.410	263.0	6	2'05.877	34.288	40.382	22.470	28.737	264.8
7	1'55.988	32.799	32.489	22.164	28.536	262.2	7	1'55.826	32.944	32.386	21.977	28.519	262.8
8	2'30.385	43.633	41.173	26.905	38.674	224.7	8	1'56.512	33.001	32.656	22.408	28.447	264.6
9	2'08.344 P	33.918	33.176	22.105	39.145	196.0	9	2'08.837	35.137	33.847	22.848	37.005	213.0
10	7'20.808	5'55.271	34.313	22.537	28.687	262.9	10	1'56.252	32.995	32.480	22.021	28.756	262.9
11	1'55.759	32.952	32.521	22.007	28.279	264.8	11	2'04.175	34.042	36.108	22.195	31.830	248.6
12	1'55.924	32.859	32.542	22.065	28.458	261.5	12	2'01.742 P	33.000	32.680	22.204	33.858	262.8
13	1'57.855	33.727	33.357	22.446	28.325	267.0	13	5'40.247	4'14.606	33.563	22.596	29.482	259.3
14	2'25.949	35.429	43.628	33.607	33.285	247.9	14	1'55.487	32.721	32.309	21.933	28.524	262.3
15	2'10.212	32.917	32.346	24.905	40.044	132.4	15	1'55.554	32.819	32.368	21.868	28.499	262.9
16	1'59.400	33.155	35.619	22.217	28.409	263.6	16	2'09.902	32.764	33.146	24.546	39.446	229.9
17	1'55.401	32.722	32.357	22.069	28.253	259.7	17	1'55.905	32.805	32.319	22.116	28.665	258.6
18	1'55.979	33.124	32.438	22.073	28.344	264.8	18	2'04.434	34.332	39.049	22.569	28.484	265.2

Fastest Lap: Maverick VIÑALES Paqinas Amarillas HP SPA **1'54.073** 32.252 32.042 21.614 28.165

These data/results cannot be reproduced, stored and/or transmitted in whole or in part by any manner of electronic, mechanical, photocopying, recording, broadcasting or otherwise now known or herein after developed without the previous express consent by the copyright owner, except for reproduction in daily press and regular printed publications on sale to the public within 60 days of the event related to those data/results and always provided that copyright symbol appears together as follows below.
© DORNA, 2014



Qualifying

Moto2

Lap	Lap Time	T1	T2	T3	T4	Speed	Lap	Lap Time	T1	T2	T3	T4	Speed
19	2'08.251	34.384	37.352	23.131	33.384	248.2	14	1'56.094	32.730	32.485	22.123	28.756	259.2
20	1'56.241	32.940	32.663	22.093	28.545	261.8	15	1'56.114	32.833	32.580	22.255	28.446	258.3
21	1'55.508	32.778	32.361	21.967	28.402	264.5	16	2'03.829	38.511	34.400	22.493	28.425	261.1

29th 97 Roman RAMOS QMMF Racing Team SPA
Runs=3 Total laps=21 Full laps=16

1	2'09.226	36.431	37.728	23.921	31.146	216.6
2	1'57.792	33.405	33.268	22.480	28.639	265.5
3	1'57.886	33.100	33.368	22.175	29.243	257.8
4	2'13.051	33.616	33.127	27.553	38.755	160.0
5	1'58.541	33.862	33.759	22.412	28.508	262.4
6	1'56.116	32.880	32.643	22.133	28.460	262.0
7	2'02.411 P	33.179	32.721	22.392	34.119	255.6
8	4'24.120	2'59.299	33.011	22.362	29.448	256.9
9	2'03.882	33.554	34.189	23.939	32.200	197.6
10	1'55.968	33.033	32.403	22.086	28.446	263.3
11	1'57.550	33.390	33.090	22.598	28.472	266.2
12	1'55.883	32.890	32.431	22.018	28.544	264.4
13	2'05.418 P	35.610	33.188	22.373	34.247	260.5
14	3'55.222	2'28.894	34.492	22.783	29.053	260.4
15	1'56.049	32.844	32.611	22.204	28.390	261.5
16	1'55.814	32.768	32.495	22.114	28.437	264.7
17	1'56.098	32.717	32.450	22.118	28.813	257.0
18	2'03.143	33.216	37.152	23.109	29.666	236.9
19	1'55.993	32.744	32.571	22.295	28.383	263.1
20	1'59.033	33.111	33.488	22.508	29.926	248.6
21	2'05.062	36.538	36.081	22.659	29.784	252.2

30th 84 Riccardo RUSSO Tasca Racing Moto2 ITA
Runs=3 Total laps=17 Full laps=11

1	2'09.695	43.050	34.223	23.369	29.053	262.4
2	1'57.485	33.359	33.002	22.536	28.588	270.9
3	1'56.606	33.090	32.874	22.140	28.502	263.6
4	1'58.967	34.697	33.663	22.082	28.525	262.9
5	1'56.231	32.836	32.663	22.180	28.552	264.0
6	2'14.492	45.969	37.290	22.579	28.654	263.3
7	1'56.749	33.134	32.754	22.204	28.657	263.4
8	2'06.904 P	34.295	33.827	23.238	35.544	258.3
9	6'20.348	4'31.329	39.996	29.483	39.540	182.8
10	1'56.768	33.609	32.538	22.151	28.470	263.4
11	1'56.870	33.177	33.094	22.185	28.414	265.0
12	1'56.727	32.935	32.888	22.296	28.608	262.9
13	2'11.868 P	34.579	34.471	24.384	38.434	206.1
14	8'17.254	6'50.156	33.768	24.796	28.534	262.9
15	1'55.859	32.754	32.599	22.090	28.416	263.1
16	1'56.156	33.034	32.462	22.072	28.588	259.7
17	2'19.127 P	40.784	35.962	24.330	38.051	229.5

31st 4 Randy KRUMMENA Octo IodaRacing Tea SWI
Runs=3 Total laps=19 Full laps=14

1	3'26.882	1'34.758	35.278	23.311	53.535	102.8
2	2'04.125	37.460	33.638	23.275	29.752	244.5
3	1'56.360	33.114	32.664	22.103	28.479	259.6
4	1'56.033	32.872	32.532	22.143	28.486	261.3
5	1'56.786	32.821	32.588	22.840	28.537	261.2
6	2'14.434 P	38.276	35.791	22.968	37.399	238.3
7	5'21.070	3'55.704	33.287	22.706	29.373	248.8
8	1'56.047	32.838	32.610	22.162	28.437	260.8
9	1'56.443	32.817	32.699	22.215	28.712	256.5
10	1'56.738	33.210	32.605	22.275	28.648	257.9
11	2'08.136 P	35.591	34.774	22.812	34.959	258.3
12	4'56.286	3'25.921	35.964	23.415	30.986	245.3
13	1'55.978	32.976	32.592	22.108	28.302	260.4

32nd 25 Azlan SHAH IDEMITSU Honda Tea MAL
Runs=2 Total laps=20 Full laps=17

1	2'43.315	1'17.681	33.949	22.815	28.870	263.2
2	1'56.279	33.026	32.640	22.246	28.367	265.0
3	1'58.657	35.244	32.774	22.220	28.419	262.0
4	1'56.069	32.817	32.524	22.283	28.445	264.3
5	2'01.834	38.149	32.756	22.450	28.479	264.2
6	1'56.520	33.050	32.626	22.296	28.548	261.7
7	1'56.113	32.876	32.436	22.168	28.633	262.9
8	1'57.660	33.028	32.464	23.228	28.940	262.2
9	2'13.803	33.048	32.548	39.176	29.031	263.4
10	2'08.203	34.096	33.040	32.207	28.860	262.4
11	1'57.211	32.910	32.940	22.525	28.836	260.2
12	2'07.031 P	33.009	33.316	22.890	37.816	209.4
13	7'34.285	6'05.942	35.143	23.274	29.926	258.0
14	1'56.181	32.959	32.510	22.227	28.485	263.4
15	1'56.729	33.001	32.473	22.600	28.655	260.1
16	1'56.381	32.786	32.716	22.228	28.651	261.0
17	1'59.875	32.917	35.791	22.753	28.414	263.9
18	1'56.293	32.924	32.808	22.161	28.400	262.7
19	1'56.938	33.162	32.963	22.222	28.591	261.5
20	1'56.170	32.903	32.640	22.207	28.420	262.8

33rd 10 Thitipong WAROKO APH PTT The Pizza S THA
Runs=2 Total laps=20 Full laps=17

1	2'05.381	36.066	36.164	23.689	29.462	260.6
2	1'59.437	34.196	33.521	22.812	28.908	261.4
3	1'58.412	33.989	33.076	22.591	28.756	259.6
4	1'57.510	33.600	32.872	22.382	28.656	262.0
5	1'57.459	33.284	32.949	22.612	28.614	269.2
6	1'57.127	33.310	32.908	22.380	28.529	265.0
7	2'06.430	40.921	33.544	22.739	29.226	260.3
8	1'57.716	33.368	33.050	22.426	28.872	263.4
9	1'57.045	33.320	32.843	22.194	28.688	262.7
10	1'57.907	33.614	32.880	22.373	29.040	261.8
11	2'08.378 P	34.665	33.613	22.713	37.387	257.8
12	8'11.373	6'45.231	34.332	22.765	29.045	260.6
13	1'57.680	33.579	33.037	22.384	28.680	262.0
14	1'57.653	33.092	32.810	23.063	28.688	259.9
15	2'01.450	37.151	32.939	22.533	28.827	259.5
16	1'57.331	33.205	33.047	22.300	28.779	260.4
17	1'56.688	32.900	32.758	22.348	28.682	263.0
18	1'56.906	32.960	33.015	22.258	28.673	262.5
19	2'05.702	34.203	33.681	22.706	35.112	227.8
20	1'56.447	33.006	32.719	22.139	28.583	262.3

34th 9 Kenny NOYES Teluru Team JiR Web USA
Runs=3 Total laps=19 Full laps=14

1	2'04.750	36.212	35.405	23.428	29.705	250.8
2	1'59.428	34.098	33.570	22.658	29.102	254.8
3	1'57.716	33.464	33.096	22.226	28.930	253.4
4	1'57.488	33.131	32.861	22.278	29.218	254.1
5	1'57.630	33.248	32.976	22.475	28.931	257.0
6	1'57.811	33.525	33.182	22.215	28.889	258.1
7	1'57.673	33.323	32.868	22.430	29.052	254.6
8	1'58.046	33.399	33.274	22.461	28.912	258.9

Fastest Lap: Maverick VIÑALES Paqinas Amarillas HP SPA **1'54.073** 32.252 32.042 21.614 28.165

These data/results cannot be reproduced, stored and/or transmitted in whole or in part by any manner of electronic, mechanical, photocopying, recording, broadcasting or otherwise now known or herein after developed without the previous express consent by the copyright owner, except for reproduction in daily press and regular printed publications on sale to the public within 60 days of the event related to those data/results and always provided that copyright symbol appears together as follows below.
© DORNA, 2014



Qualifying

Moto2

Lap	Lap Time		T1	T2	T3	T4	Speed	Lap	Lap Time	T1	T2	T3	T4	Speed
9	2'06.740	P	33.449	33.189	23.415	36.687	250.5							
10	6'34.328		5'07.484	34.738	22.804	29.302	253.6							
11	1'57.884		33.488	33.002	22.626	28.768	260.3							
12	1'57.684		33.290	33.105	22.361	28.928	257.2							
13	2'12.545	P	37.051	33.546	26.260	35.688	256.3							
14	5'58.769		4'33.016	33.983	22.609	29.161	253.9							
15	1'57.813		33.418	33.166	22.379	28.850	257.0							
16	1'57.620		33.318	33.090	22.408	28.804	257.9							
17	1'57.965		33.520	32.961	22.355	29.129	254.5							
18	1'57.046		33.072	32.782	22.272	28.920	255.6							
19	1'58.429		33.690	33.097	22.480	29.162	252.3							

Fastest Lap: Maverick VIÑALES Paqinas Amarillas HP SPA **1'54.073** 32.252 32.042 21.614 28.165

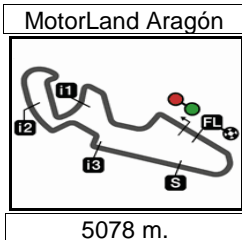
These data/results cannot be reproduced, stored and/or transmitted in whole or in part by any manner of electronic, mechanical, photocopying, recording, broadcasting or otherwise now known or herein after developed without the previous express consent by the copyright owner, except for reproduction in daily press and regular printed publications on sale to the public within 60 days of the event related to those data/results and always provided that copyright symbol appears together as follows below.
© DORNA, 2014

Official MotoGP Timing by **TISSOT**
www.motogp.com

Alcañiz, Saturday, September 27, 2014

Page 7 of 7





GRAN PREMIO MOVISTAR DE ARAGÓN Provisional Starting Grid

23

5078 m. Race : 21 laps = 106.638 km



1	3 1'54.130 36 Mika KALLIO Kalex	2 1'54.124 5 Johann ZARCO Caterham Suter	1 1'54.073 40 Maverick VIÑALES Kalex
2	6 1'54.341 12 Thomas LUTHI Suter	5 1'54.224 53 Esteve RABAT Kalex	4 1'54.183 21 Franco MORBIDELLI Kalex
3	9 1'54.475 11 Sandro CORTESE Kalex	8 1'54.391 77 Dominique AEGERTER Suter	7 1'54.390 30 Takaaki NAKAGAMI Kalex
4	12 1'54.786 94 Jonas FOLGER Kalex	11 1'54.650 60 Julian SIMON Kalex	10 1'54.508 23 Marcel SCHROTTER Tech 3
5	15 1'54.800 39 Luis SALOM Kalex	14 1'54.798 19 Xavier SIMEON Suter	13 1'54.786 81 Jordi TORRES Suter
6	18 1'54.866 49 Axel PONS Kalex	17 1'54.843 55 Hafizh SYAHRIN Kalex	16 1'54.827 54 Mattia PASINI Kalex
7	21 1'55.057 96 Louis ROSSI Kalex	20 1'54.983 22 Sam LOWES Speed Up	19 1'54.916 88 Ricard CARDUS Tech 3
8	24 1'55.298 8 Gino REA Suter	23 1'55.280 95 Anthony WEST Speed Up	22 1'55.182 18 Nicolas TEROL Suter

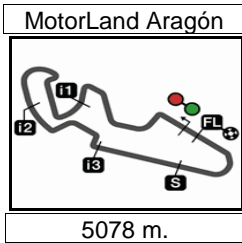
The results are provisional until the end of the limit for protest and appeals and until the ratification of the Event Management Committee.

Time limit for protest expires 60' at the latest after publication of the results - Mr. Time:

These data/results cannot be reproduced, stored and/or transmitted in whole or in part by any manner of electronic, mechanical, photocopying, recording, broadcasting or otherwise now known or herein after developed without the previous express consent by the copyright owner, except for reproduction in daily press and regular printed publications on sale to the public within 60 days of the event related to those data/results and always provided that copyright symbol appears together as follows below.

© DORNA, 2014





GRAN PREMIO MOVISTAR DE ARAGÓN Provisional Starting Grid

Race : 21 laps = 106.638 km

9

27
1'55.438
14 Rathapark WILAIROT
Caterham Suter

26
1'55.429
20 Florian MARINO
Kalex

25
1'55.401
7 Lorenzo BALDASSARRI
Suter

10

30
1'55.859
84 Riccardo RUSSO
Suter

29
1'55.814
97 Roman RAMOS
Speed Up

28
1'55.487
70 Robin MULHAUSER
Suter

11

33
1'56.447
10 Thitipong WAROKORN
Kalex

32
1'56.069
25 Azlan SHAH
Kalex

31
1'55.978
4 Randy KRUMMENACHER
Suter

12

34
1'57.046
9 Kenny NOYES
TSR

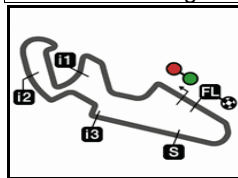
The results are provisional until the end of the limit for protest and appeals and until the ratification of the Event Management Committee.

Time limit for protest expires 60' at the latest after publication of the results - Mr. Time:

These data/results cannot be reproduced, stored and/or transmitted in whole or in part by any manner of electronic, mechanical, photocopying, recording, broadcasting or otherwise now known or herein after developed without the previous express consent by the copyright owner, except for reproduction in daily press and regular printed publications on sale to the public within 60 days of the event related to those data/results and always provided that copyright symbol appears together as follows below.

© DORNA, 2014





5078 m.

GRAN PREMIO MOVISTAR DE ARAGÓN

After the Qualifying

Event Best Maximum Speed



Rider	Nation Team	Motorcycle	Km/h	
12 Thomas LUTHI	SWI Interwetten Sitag	SUTER	277.9	Free Practice Nr. 3
77 Dominique AEGERTER	SWI Technomag carXpert	SUTER	277.8	Free Practice Nr. 1
11 Sandro CORTESE	GER Dynavolt Intact GP	KALEX	277.8	Free Practice Nr. 3
55 Hafizh SYAHRIN	MAL Petronas Raceline Malaysia	KALEX	277.0	Free Practice Nr. 3
54 Mattia PASINI	ITA NGM Forward Racing	KALEX	275.9	Free Practice Nr. 1
8 Gino REA	GBR AGT REA Racing	SUTER	275.5	Free Practice Nr. 1
36 Mika KALLIO	FIN Marc VDS Racing Team	KALEX	275.4	Free Practice Nr. 3
49 Axel PONS	SPA AGR Team	KALEX	275.3	Free Practice Nr. 2
25 Azlan SHAH	MAL IDEMITSU Honda Team Asia	KALEX	275.3	Free Practice Nr. 3
53 Esteve RABAT	SPA Marc VDS Racing Team	KALEX	275.3	Free Practice Nr. 1
18 Nicolas TEROL	SPA Mapfre Aspar Team Moto2	SUTER	275.0	Free Practice Nr. 3
39 Luis SALOM	SPA Paginas Amarillas HP 40	KALEX	274.9	Free Practice Nr. 1
88 Ricard CARDUS	SPA Tech 3	TECH 3	274.8	Free Practice Nr. 1
20 Florian MARINO	FRA NGM Forward Racing	KALEX	274.6	Free Practice Nr. 3
21 Franco MORBIDELLI	ITA Italtrans Racing Team	KALEX	274.2	Free Practice Nr. 1
22 Sam LOWES	GBR Speed Up	SPEED UP	274.0	Free Practice Nr. 1
81 Jordi TORRES	SPA Mapfre Aspar Team Moto2	SUTER	274.0	Free Practice Nr. 3
5 Johann ZARCO	FRA AirAsia Caterham	ERHAM SUTER	273.9	Free Practice Nr. 1
14 Ratthapark WILAIROT	THA AirAsia Caterham	ERHAM SUTER	273.4	Free Practice Nr. 2
96 Louis ROSSI	FRA SAG Team	KALEX	273.3	Free Practice Nr. 1
95 Anthony WEST	AUS QMMF Racing Team	SPEED UP	273.2	Free Practice Nr. 1
60 Julian SIMON	SPA Italtrans Racing Team	KALEX	272.9	Free Practice Nr. 1
40 Maverick VIÑALES	SPA Paginas Amarillas HP 40	KALEX	272.5	Free Practice Nr. 3
70 Robin MULHAUSER	SWI Technomag carXpert	SUTER	272.1	Free Practice Nr. 1
23 Marcel SCHROTTER	GER Tech 3	TECH 3	272.0	Free Practice Nr. 3
94 Jonas FOLGER	GER AGR Team	KALEX	271.9	Qualifying
7 Lorenzo BALDASSARRI	ITA Gresini Moto2	SUTER	271.6	Free Practice Nr. 1
30 Takaaki NAKAGAMI	JPN IDEMITSU Honda Team Asia	KALEX	271.6	Free Practice Nr. 3
19 Xavier SIMEON	BEL Federal Oil Gresini Moto2	SUTER	271.6	Free Practice Nr. 1
10 Thitipong WAROKORN	THA APH PTT The Pizza SAG	KALEX	271.2	Free Practice Nr. 1
84 Riccardo RUSSO	ITA Tasca Racing Moto2	SUTER	270.9	Qualifying
4 Randy KRUMMENACHER	SWI Octo IodaRacing Team	SUTER	270.1	Free Practice Nr. 3
97 Roman RAMOS	SPA QMMF Racing Team	SPEED UP	269.5	Free Practice Nr. 1
9 Kenny NOYES	USA Teluru Team JiR Webike	TSR	268.1	Free Practice Nr. 2

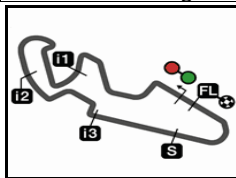
These data/results cannot be reproduced, stored and/or transmitted in whole or in part by any manner of electronic, mechanical, photocopying, recording, broadcasting or otherwise now known or herein after developed without the previous express consent by the copyright owner, except for reproduction in daily press and regular printed publications on sale to the public within 60 days of the event related to those data/results and always provided that copyright symbol appears together as follows below.

© DORNA, 2014

Official MotoGP Timing by TISSOT
www.motogp.com



Alcañiz, Saturday, September 27, 2014



5078 m.

GRAN PREMIO MOVISTAR DE ARAGÓN

Qualifying

Best Partial Times

Moto2

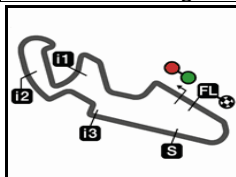
IT Ideal Lap Time, sum of the best partial times

BT Best Lap Time

T1		T2		T3		T4				IT		BT
Pos	Rider	Time	Rider	Time	Rider	Time	Rider	Time	Pos	Rider	IT	BT
1	E.RABAT	32.190	M.KALLIO	31.981	E.RABAT	21.541	T.LUTHI	27.887	1	E.RABAT	1'53.783	1'54.224 (5)
2	M.VIÑALES	32.208	E.RABAT	31.985	D.AEGERTER	21.613	R.CARDUS	27.944	2	M.KALLIO	1'53.861	1'54.130 (3)
3	M.KALLIO	32.245	F.MORBIDELLI	32.006	M.VIÑALES	21.614	F.MORBIDELLI	27.969	3	M.VIÑALES	1'53.904	1'54.073 (1)
4	T.NAKAGAMI	32.252	T.LUTHI	32.008	M.KALLIO	21.663	M.KALLIO	27.972	4	T.LUTHI	1'54.013	1'54.341 (6)
5	F.MORBIDELLI	32.294	M.VIÑALES	32.015	J.SIMON	21.689	H.SYHRIN	27.972	5	D.AEGERTER	1'54.051	1'54.391 (8)
6	D.AEGERTER	32.322	J.ZARCO	32.027	J.ZARCO	21.724	S.CORTESE	27.995	6	F.MORBIDELLI	1'54.058	1'54.183 (4)
7	J.ZARCO	32.327	S.CORTESE	32.037	M.SCHROTTER	21.726	L.SALOM	28.028	7	J.ZARCO	1'54.110	1'54.124 (2)
8	T.LUTHI	32.360	D.AEGERTER	32.058	T.LUTHI	21.758	J.ZARCO	28.032	8	S.CORTESE	1'54.292	1'54.475 (9)
9	J.SIMON	32.367	M.PASINI	32.092	S.CORTESE	21.760	D.AEGERTER	28.058	9	T.NAKAGAMI	1'54.331	1'54.390 (7)
10	J.FOLGER	32.388	L.SALOM	32.095	A.PONS	21.768	M.VIÑALES	28.067	10	L.SALOM	1'54.358	1'54.800 (15)
11	M.SCHROTTER	32.404	A.PONS	32.095	L.SALOM	21.780	E.RABAT	28.067	11	M.SCHROTTE	1'54.435	1'54.508 (10)
12	J.TORRES	32.441	J.SIMON	32.108	T.NAKAGAMI	21.788	X.SIMEON	28.073	12	J.SIMON	1'54.453	1'54.650 (11)
13	A.PONS	32.444	T.NAKAGAMI	32.129	F.MORBIDELLI	21.789	N.TEROL	28.075	13	A.PONS	1'54.526	1'54.866 (18)
14	L.SALOM	32.455	M.SCHROTTER	32.157	M.PASINI	21.810	J.FOLGER	28.083	14	M.PASINI	1'54.529	1'54.827 (16)
15	S.LOWES	32.460	J.FOLGER	32.221	S.LOWES	21.822	G.REA	28.089	15	J.FOLGER	1'54.600	1'54.786 (12)
16	M.PASINI	32.498	X.SIMEON	32.231	X.SIMEON	21.863	M.PASINI	28.129	16	X.SIMEON	1'54.669	1'54.798 (14)
17	S.CORTESE	32.500	H.SYHRIN	32.243	F.MARINO	21.864	J.TORRES	28.138	17	H.SYHRIN	1'54.717	1'54.843 (17)
18	X.SIMEON	32.502	L.ROSSI	32.255	R.MULHAUSER	21.868	L.ROSSI	28.147	18	S.LOWES	1'54.725	1'54.983 (20)
19	A.WEST	32.520	F.MARINO	32.259	J.TORRES	21.896	M.SCHROTTER	28.148	19	J.TORRES	1'54.771	1'54.786 (13)
20	H.SYHRIN	32.527	R.CARDUS	32.272	J.FOLGER	21.908	S.LOWES	28.157	20	R.CARDUS	1'54.783	1'54.916 (19)
21	R.WILAIROT	32.566	S.LOWES	32.286	L.BALDASSARRI	21.919	T.NAKAGAMI	28.162	21	N.TEROL	1'54.941	1'55.182 (22)
22	N.TEROL	32.566	N.TEROL	32.288	L.ROSSI	21.949	R.WILAIROT	28.199	22	L.ROSSI	1'54.997	1'55.057 (21)
23	R.CARDUS	32.591	J.TORRES	32.296	A.WEST	21.966	F.MARINO	28.216	23	F.MARINO	1'55.074	1'55.429 (26)
24	L.ROSSI	32.646	R.MULHAUSER	32.309	H.SYHRIN	21.975	A.PONS	28.219	24	G.REA	1'55.127	1'55.298 (24)

These data/results cannot be reproduced, stored and/or transmitted in whole or in part by any manner of electronic, mechanical, photocopying, recording, broadcasting or otherwise now known or herein after developed without the previous express consent by the copyright owner, except for reproduction in daily press and regular printed publications on sale to the public within 60 days of the event related to those data/results and always provided that copyright symbol appears together as follows below.
© DORNA, 2014





5078 m.

GRAN PREMIO MOVISTAR DE ARAGÓN

Qualifying

Best Partial Times

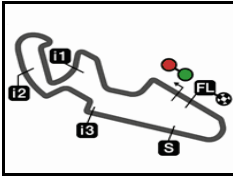
Moto2

IT Ideal Lap Time, sum of the best partial times*BT* Best Lap Time

<i>T1</i>			<i>T2</i>			<i>T3</i>			<i>T4</i>				
<i>Pos</i>	<i>Rider</i>	<i>Time</i>	<i>Rider</i>	<i>Time</i>	<i>Rider</i>	<i>Time</i>	<i>Rider</i>	<i>Time</i>	<i>Pos</i>	<i>Rider</i>	<i>IT</i>	<i>BT</i>	
25	L.BALDASSARRI	32.688	G.REA	32.319	R.CARDUS	21.976	L.BALDASSARRI	28.253	25	A.WEST	1'55.166	1'55.280	(23)
26	R.RAMOS	32.717	L.BALDASSARRI	32.346	G.REA	21.986	A.WEST	28.277	26	L.BALDASSARRI	1'55.206	1'55.401	(25)
27	R.MULHAUSER	32.721	R.WILAIROT	32.382	N.TEROL	22.012	J.SIMON	28.289	27	R.WILAIROT	1'55.239	1'55.438	(27)
28	R.KRUMMENAC	32.730	A.WEST	32.403	R.RAMOS	22.018	R.KRUMMENAC	28.302	28	R.MULHAUSE	1'55.300	1'55.487	(28)
29	G.REA	32.733	R.RAMOS	32.403	R.RUSSO	22.072	A.SHAH	28.367	29	R.RAMOS	1'55.521	1'55.814	(29)
30	F.MARINO	32.735	A.SHAH	32.436	R.WILAIROT	22.092	R.RAMOS	28.383	30	R.KRUMMENAC	1'55.620	1'55.978	(31)
31	R.RUSSO	32.754	R.RUSSO	32.462	R.KRUMMENAC	22.103	R.MULHAUSER	28.402	31	R.RUSSO	1'55.702	1'55.859	(30)
32	A.SHAH	32.786	R.KRUMMENAC	32.485	T.WAROKORN	22.139	R.RUSSO	28.414	32	A.SHAH	1'55.750	1'56.069	(32)
33	T.WAROKORN	32.900	T.WAROKORN	32.719	A.SHAH	22.161	T.WAROKORN	28.529	33	T.WAROKORN	1'56.287	1'56.447	(33)
34	K.NOYES	33.072	K.NOYES	32.782	K.NOYES	22.215	K.NOYES	28.768	34	K.NOYES	1'56.837	1'57.046	(34)

These data/results cannot be reproduced, stored and/or transmitted in whole or in part by any manner of electronic, mechanical, photocopying, recording, broadcasting or otherwise now known or herein after developed without the previous express consent by the copyright owner, except for reproduction in daily press and regular printed publications on sale to the public within 60 days of the event related to those data/results and always provided that copyright symbol appears together as follows below.
© DORNA, 2014






5078 m.

GRAN PREMIO MOVISTAR DE ARAGÓN

Qualifying

Fastest Laps Sequence

<i>Practice Time</i>	 <i>Rider</i>	<i>Nation</i>	<i>Motorcycle</i>	<i>Time</i>	<i>Km/h</i>	<i>Rider's Lap</i>
3'56.658	70 Robin MULHAUSER	SWI	SUTER	1'57.193	155.9	2
4'04.265	36 Mika KALLIO	FIN	KALEX	1'55.584	158.1	2
4'26.179	21 Franco MORBIDELLI	ITA	KALEX	1'55.497	158.2	2
4'31.706	12 Thomas LUTHI	SWI	SUTER	1'54.660	159.4	2
5'58.782	36 Mika KALLIO	FIN	KALEX	1'54.517	159.6	3
7'53.185	36 Mika KALLIO	FIN	KALEX	1'54.403	159.7	4
13'46.974	53 Esteve RABAT	SPA	KALEX	1'54.331	159.8	6
15'41.198	53 Esteve RABAT	SPA	KALEX	1'54.224	160.0	7
39'25.977	5 Johann ZARCO	FRA	CATERHAM SUTER	1'54.124	160.1	15
44'35.307	40 Maverick VIÑALES	SPA	KALEX	1'54.073	160.2	18

These data/results cannot be reproduced, stored and/or transmitted in whole or in part by any manner of electronic, mechanical, photocopying, recording, broadcasting or otherwise now known or herein after developed without the previous express consent by the copyright owner, except for reproduction in daily press and regular printed publications on sale to the public within 60 days of the event related to those data/results and always provided that copyright symbol appears together as follows below.

© DORNA, 2014

