

Results and timing service provided by TISSOT

Moto2

MOTUL GRAND PRIX OF JAPAN

Qualifying
Classification



		Rider	Nation	Team	Motorcycle	Time	Lap	Total	Gap	Top Speed
1	53	Esteve RABAT	SPA	Marc VDS Racing Team	KALEX	1'50.854	22	22		257.2
2	12	Thomas LUTHI	SWI	Interwetten Sitag	SUTER	1'50.887	9	21	0.033 0.033	258.3
3	5	Johann ZARCO	FRA	AirAsia Caterham	CATERHAM SUTER	1'51.157	18	19	0.303 0.270	253.9
4	40	Maverick VIÑALES	SPA	Paginas Amarillas HP 40	KALEX	1'51.222	17	19	0.368 0.065	253.8
5	36	Mika KALLIO	FIN	Marc VDS Racing Team	KALEX	1'51.312	17	21	0.458 0.090	255.6
6	30	Takaaki NAKAGAMI	JPN	IDEMITSU Honda Team Asia	KALEX	1'51.317	21	21	0.463 0.005	253.5
7	60	Julian SIMON	SPA	Italtrans Racing Team	KALEX	1'51.454	14	19	0.600 0.137	256.2
8	21	Franco MORBIDELLI	ITA	Italtrans Racing Team	KALEX	1'51.524	11	19	0.670 0.070	254.9
9	49	Axel PONS	SPA	AGR Team	KALEX	1'51.543	20	20	0.689 0.019	254.0
10	23	Marcel SCHROTTER	GER	Tech 3	TECH 3	1'51.555	16	19	0.701 0.012	254.2
11	11	Sandro CORTESE	GER	Dynavolt Intact GP	KALEX	1'51.558	18	19	0.704 0.003	256.1
12	22	Sam LOWES	GBR	Speed Up	SPEED UP	1'51.646	19	20	0.792 0.088	256.6
13	19	Xavier SIMEON	BEL	Federal Oil Gresini Moto2	SUTER	1'51.653	18	21	0.799 0.007	251.7
14	81	Jordi TORRES	SPA	Mapfre Aspar Team Moto2	SUTER	1'51.715	20	22	0.861 0.062	251.6
15	94	Jonas FOLGER	GER	AGR Team	KALEX	1'51.735	19	19	0.881 0.020	253.1
16	77	Dominique AEGERTER	SWI	Technomag carXpert	SUTER	1'51.758	12	17	0.904 0.023	255.7
17	55	Hafizh SYAHRIN	MAL	Petronas Raceline Malaysia	KALEX	1'51.761	17	20	0.907 0.003	255.8
18	88	Ricard CARDUS	SPA	Tech 3	TECH 3	1'51.836	19	19	0.982 0.075	255.6
19	54	Mattia PASINI	ITA	NGM Forward Racing	KALEX	1'51.939	19	19	1.085 0.103	252.8
20	96	Louis ROSSI	FRA	SAG Team	KALEX	1'52.094	20	20	1.240 0.155	254.8
21	7	Lorenzo BALDASSARRI	ITA	Gresini Moto2	SUTER	1'52.293	16	20	1.439 0.199	252.2
22	14	Ratthapark WILAIROT	THA	AirAsia Caterham	CATERHAM SUTER	1'52.295	12	15	1.441 0.002	253.8
23	8	Gino REA	GBR	AGT REA Racing	SUTER	1'52.307	15	17	1.453 0.012	253.4
24	72	Yuki TAKAHASHI	JPN	Moriwaki Racing	MORIWAKI	1'52.377	21	22	1.523 0.070	250.2
25	39	Luis SALOM	SPA	Paginas Amarillas HP 40	KALEX	1'52.453	16	19	1.599 0.076	256.1
26	18	Nicolas TEROL	SPA	Mapfre Aspar Team Moto2	SUTER	1'52.567	10	19	1.713 0.114	254.5
27	71	Tomoyoshi KOYAMA	JPN	Teluru Team JiR Webike	NTS	1'52.646	18	19	1.792 0.079	250.9
28	20	Florian MARINO	FRA	NGM Forward Racing	KALEX	1'52.684	20	20	1.830 0.038	255.9
29	95	Anthony WEST	AUS	QMMF Racing Team	SPEED UP	1'52.802	7	20	1.948 0.118	253.4
30	4	Randy KRUMMENACHER	SWI	Octo IodaRacing Team	SUTER	1'52.996	4	21	2.142 0.194	250.4
31	70	Robin MULHAUSER	SWI	Technomag carXpert	SUTER	1'53.120	20	20	2.266 0.124	252.5
32	10	Thitipong WAROKORN	THA	APH PTT The Pizza SAG	KALEX	1'53.151	20	20	2.297 0.031	251.6
33	25	Azlan SHAH	MAL	IDEMITSU Honda Team Asia	KALEX	1'53.401	12	18	2.547 0.250	251.3
34	65	Chalermpol POLAMAI	THA	Singha Eneos Yamaha Tech 3	TECH 3	1'53.471	15	19	2.617 0.070	248.7
35	84	Riccardo RUSSO	ITA	Tasca Racing Moto2	SUTER	1'53.615	8	14	2.761 0.144	249.5
36	97	Roman RAMOS	SPA	QMMF Racing Team	SPEED UP	1'54.063	17	19	3.209 0.448	248.3

Practice condition: Dry
Air: 23°
Humidity: 50%
Ground: 35°

Fastest Lap:	Lap: 22	Esteve RABAT	1'50.854	155.9 Km/h
Circuit Record Lap:	2012	Pol ESPARGARO	1'51.100	155.5 Km/h
Circuit Best Lap:	2014	Esteve RABAT	1'50.854	155.9 Km/h

The results are provisional until the end of the limit for protest and appeals.

Time limit for protest expires 30' after publication of the results - Mr. Time:

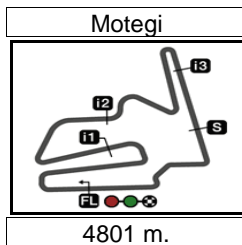
These data/results cannot be reproduced, stored and/or transmitted in whole or in part by any manner of electronic, mechanical, photocopying, recording, broadcasting or otherwise now known or herein after developed without the previous express consent by the copyright owner, except for reproduction in daily press and regular printed publications on sale to the public within 60 days of the event related to those data/results and always provided that copyright symbol appears together as follows below.

© DORNA, 2014

Official MotoGP Timing by TISSOT
www.motogp.com

Motegi, Saturday, October 11, 2014





Results and timing service provided by **TISSOT**

Moto2

MOTUL GRAND PRIX OF JAPAN

Qualifying

Top Speed & Average

21A



Rider	Nation	Motorcycle	Top 5 speeds					Average	Top
12 Thomas LUTHI	SWI	SUTER	258.3	257.3	256.2	255.5	255.0	256.5	258.3
53 Esteve RABAT	SPA	KALEX	257.2	256.6	256.1	255.9	255.5	256.3	257.2
22 Sam LOWES	GBR	SPEED UP	256.6	254.2	252.9	252.9	252.8	253.7	256.6
60 Julian SIMON	SPA	KALEX	256.2	253.4	252.3	252.2	252.1	253.2	256.2
11 Sandro CORTESE	GER	KALEX	256.1	255.5	254.4	254.1	254.0	254.8	256.1
39 Luis SALOM	SPA	KALEX	256.1	253.8	253.6	253.4	252.7	253.9	256.1
20 Florian MARINO	FRA	KALEX	255.9	254.5	253.9	253.9	253.9	254.4	255.9
55 Hafizh SYAHRIN	MAL	KALEX	255.8	253.5	253.1	253.1	252.8	253.7	255.8
77 Dominique AEGERTER	SWI	SUTER	255.7	253.4	253.1	252.7	252.5	253.5	255.7
36 Mika KALLIO	FIN	KALEX	255.6	255.0	254.8	254.3	253.8	254.6	255.6
88 Ricard CARDUS	SPA	TECH 3	255.6	254.9	254.7	254.4	254.2	254.8	255.6
21 Franco MORBIDELLI	ITA	KALEX	254.9	254.2	253.7	253.6	253.3	253.9	254.9
96 Louis ROSSI	FRA	KALEX	254.8	254.3	253.6	252.9	252.7	253.7	254.8
18 Nicolas TEROL	SPA	SUTER	254.5	253.8	253.5	252.9	252.9	253.5	254.5
23 Marcel SCHROTTER	GER	TECH 3	254.2	253.9	253.3	252.8	252.8	253.4	254.2
49 Axel PONS	SPA	KALEX	254.0	253.1	253.0	252.6	251.8	252.6	254.0
5 Johann ZARCO	FRA	CATERHAM S	253.9	253.6	252.1	251.6	251.3	252.5	253.9
14 Rattapark WILAIROT	THA	CATERHAM S	253.8	253.5	253.4	252.2	251.3	252.8	253.8
40 Maverick VIÑALES	SPA	KALEX	253.8	252.7	252.5	252.1	251.9	252.6	253.8
30 Takaaki NAKAGAMI	JPN	KALEX	253.5	253.4	252.9	252.6	252.4	253.0	253.5
95 Anthony WEST	AUS	SPEED UP	253.4	250.6	249.7	249.6	249.4	250.5	253.4
8 Gino REA	GBR	SUTER	253.4	253.3	253.1	253.0	252.1	253.0	253.4
94 Jonas FOLGER	GER	KALEX	253.1	252.7	252.6	252.1	251.4	252.4	253.1
54 Mattia PASINI	ITA	KALEX	252.8	252.6	252.5	252.2	252.1	252.4	252.8
70 Robin MULHAUSER	SWI	SUTER	252.5	252.2	252.0	251.5	251.3	251.9	252.5
7 Lorenzo BALDASSARRI	ITA	SUTER	252.2	251.6	251.5	251.2	250.7	251.4	252.2
19 Xavier SIMEON	BEL	SUTER	251.7	251.2	250.9	250.3	250.3	250.9	251.7
10 Thitipong WAROKORN	THA	KALEX	251.6	251.2	250.8	250.7	250.6	251.0	251.6
81 Jordi TORRES	SPA	SUTER	251.6	251.6	251.6	251.2	250.9	251.4	251.6
25 Azlan SHAH	MAL	KALEX	251.3	251.3	251.2	251.1	250.8	251.1	251.3
71 Tomoyoshi KOYAMA	JPN	NTS	250.9	248.8	248.5	247.1	247.1	248.5	250.9
4 Randy KRUMMENACHER	SWI	SUTER	250.4	250.0	249.7	249.3	249.2	249.7	250.4
72 Yuki TAKAHASHI	JPN	MORIWAKI	250.2	249.4	249.3	249.0	248.7	249.2	250.2
84 Riccardo RUSSO	ITA	SUTER	249.5	249.4	248.9	248.7	248.6	249.0	249.5
65 Chalermpol POLAMAI	THA	TECH 3	248.7	248.3	248.2	247.4	247.4	248.0	248.7
97 Roman RAMOS	SPA	SPEED UP	248.3	248.3	247.4	247.4	246.8	247.6	248.3

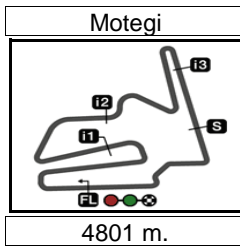
These data/results cannot be reproduced, stored and/or transmitted in whole or in part by any manner of electronic, mechanical, photocopying, recording, broadcasting or otherwise now known or herein after developed without the previous express consent by the copyright owner, except for reproduction in daily press and regular printed publications on sale to the public within 60 days of the event related to those data/results and always provided that copyright symbol appears together as follows below.

© DORNA, 2014

Official MotoGP Timing by **TISSOT**
www.motogp.com



Motegi, Saturday, October 11, 2014



Results and timing service provided by TISSOT

Moto2

MOTUL GRAND PRIX OF JAPAN

Qualifying

Chronological Analysis of Performances

22A

		T1 Time from finish line to 1st intermediate					T3 Time from 2nd intermed. to 3rd intermed.						
		T2 Time from 1st intermed. to 2nd intermed.					T4 Time from 3rd intermediate to finish line						
Lap	Lap Time	T1	T2	T3	T4	Speed	Lap	Lap Time	T1	T2	T3	T4	Speed
1st	53	Esteve RABAT Marc VDS Racing Tea SPA											
		Runs=2			Total laps=22			Full laps=19					
1	3'13.488	1'48.278	22.434	31.416	31.360	253.6	2	1'53.311	29.354	21.900	30.756	31.301	248.2
2	1'52.180	28.974	21.727	30.670	30.809	253.7	3	1'52.540	28.854	21.814	30.674	31.198	246.9
3	1'51.501	28.654	21.652	30.432	30.763	253.5	4	1'52.103	28.842	21.663	30.546	31.052	246.8
4	1'52.234	29.059	21.815	30.504	30.856	253.3	5	1'52.255	28.915	21.724	30.507	31.109	248.2
5	1'51.326	28.641	21.557	30.383	30.745	253.8	6	1'51.937	28.917	21.604	30.445	30.971	249.5
6	1'53.144	30.251	21.723	30.356	30.814	254.5	7	6'51.525 P	29.520	22.151	31.197	5'28.657	247.6
7	1'51.742	28.633	21.632	30.396	31.081	255.9	8	1'59.881	34.377	22.360	31.578	31.566	247.0
8	1'51.107	28.581	21.452	30.329	30.745	257.2	9	1'52.262	29.182	21.706	30.492	30.882	248.9
9	1'51.149	28.820	21.433	30.331	30.565	254.5	10	1'51.445	28.743	21.540	30.381	30.781	249.8
10	5'13.185 P	28.655	21.325	30.680	3'52.525	256.1	11	1'51.309	28.642	21.448	30.453	30.766	250.5
11	1'57.900	34.029	22.127	30.790	30.954	251.6	12	1'51.683	28.617	21.417	30.516	31.133	253.6
12	1'51.613	28.786	21.671	30.532	30.624	253.8	13	1'51.257	28.622	21.493	30.288	30.854	249.8
13	1'51.206	28.665	21.480	30.328	30.733	254.4	14	5'22.154 P	28.826	21.873	30.798	4'00.657	249.3
14	1'50.979	28.542	21.476	30.236	30.725	253.1	15	1'59.660	34.221	22.735	31.446	31.258	248.1
15	1'51.066	28.578	21.456	30.359	30.673	254.5	16	1'51.987	28.893	21.513	30.476	31.105	253.9
16	1'51.121	28.589	21.516	30.326	30.690	255.0	17	1'51.436	28.735	21.554	30.274	30.873	250.8
17	1'50.915	28.638	21.523	30.172	30.582	255.5	18	1'51.157	28.676	21.421	30.285	30.775	252.1
18	1'51.343	28.725	21.641	30.213	30.764	253.5	19	1'51.299	28.712	21.528	30.317	30.742	251.3
19	1'50.970	28.579	21.343	30.192	30.856	253.6							
20	1'50.927	28.596	21.445	30.201	30.685	252.5							
21	1'51.024	28.605	21.331	30.353	30.735	256.6							
22	1'50.854	28.582	21.354	30.190	30.728	254.1							
4th	40	Maverick VIÑALES Paginas Amarillas HP SPA											
		Runs=4			Total laps=19			Full laps=12					
1	2'46.272	1'15.801	23.267	35.020	32.184	243.1	5	2'02.135	36.275	22.894	31.639	31.327	247.8
2	1'53.525	29.364	21.833	31.046	31.282	251.6	6	1'52.199	28.853	21.536	30.840	30.970	250.7
3	1'52.676	28.971	21.694	30.833	31.178	252.7	7	1'51.769	28.783	21.487	30.657	30.842	250.6
4	5'00.403 P	29.578	24.482	31.677	3'34.666	251.9	8	1'52.013	28.835	21.568	30.691	30.919	250.5
5	2'02.135	36.275	22.894	31.639	31.327	247.8	9	1'51.679	28.743	21.453	30.572	30.911	250.9
6	1'52.199	28.853	21.536	30.840	30.970	250.7	10	5'31.746 P	28.812	21.418	30.713	4'10.803	250.7
7	1'51.769	28.783	21.487	30.657	30.842	250.6	11	1'58.070	33.106	22.553	31.212	31.199	247.8
8	1'52.013	28.835	21.568	30.691	30.919	250.5	12	1'51.906	28.871	21.556	30.618	30.861	250.6
9	1'51.679	28.743	21.453	30.572	30.911	250.9	13	4'03.132 P	28.735	21.492	30.552	2'42.353	251.1
10	5'31.746 P	28.812	21.418	30.713	4'10.803	250.7	14	2'05.426	39.081	23.716	31.705	30.924	250.2
11	1'58.070	33.106	22.553	31.212	31.199	247.8	15	1'51.720	28.713	21.418	30.775	30.814	251.7
12	1'51.906	28.871	21.556	30.618	30.861	250.6	16	1'51.538	28.640	21.502	30.633	30.763	251.5
13	4'03.132 P	28.735	21.492	30.552	2'42.353	251.1	17	1'51.222	28.622	21.353	30.446	30.801	252.5
14	2'05.426	39.081	23.716	31.705	30.924	250.2	18	1'51.241	28.658	21.326	30.526	30.731	253.8
15	1'51.720	28.713	21.418	30.775	30.814	251.7	19	1'51.523	28.686	21.446	30.592	30.799	252.1
16	1'51.538	28.640	21.502	30.633	30.763	251.5							
17	1'51.222	28.622	21.353	30.446	30.801	252.5							
18	1'51.241	28.658	21.326	30.526	30.731	253.8							
19	1'51.523	28.686	21.446	30.592	30.799	252.1							
5th	36	Mika KALLIO Marc VDS Racing Tea FIN											
		Runs=2			Total laps=21			Full laps=18					
1	2'52.583	1'23.925	23.524	32.265	32.869	231.1	2	1'52.822	29.257	21.985	30.727	30.853	253.3
2	1'52.822	29.257	21.985	30.727	30.853	253.3	3	1'59.566	28.829	22.588	32.089	36.060	182.9
3	1'59.566	28.829	22.588	32.089	36.060	182.9	4	1'52.316	29.159	21.804	30.485	30.868	253.8
4	1'52.316	29.159	21.804	30.485	30.868	253.8	5	1'55.883	32.017	22.115	30.585	31.166	253.6
5	1'55.883	32.017	22.115	30.585	31.166	253.6	6	1'51.769	28.976	21.601	30.440	30.752	255.0
6	1'51.769	28.976	21.601	30.440	30.752	255.0	7	1'58.550	30.015	26.144	31.161	31.230	254.3
7	1'58.550	30.015	26.144	31.161	31.230	254.3	8	1'51.997	28.922	21.725	30.528	30.822	255.6
8	1'51.997	28.922	21.725	30.528	30.822	255.6	9	1'51.854	28.779	21.639	30.618	30.818	253.2
9	1'51.854	28.779	21.639	30.618	30.818	253.2							
3rd	5	Johann ZARCO AirAsia Caterham FRA											
		Runs=3			Total laps=19			Full laps=14					
1	3'25.228	1'58.086	23.214	32.099	31.829	251.6							

Fastest Lap: Esteve RABAT Marc VDS Racing Tea SPA 1'50.854 28.582 21.354 30.190 30.728

These data/results cannot be reproduced, stored and/or transmitted in whole or in part by any manner of electronic, mechanical, photocopying, recording, broadcasting or otherwise now known or herein after developed without the previous express consent by the copyright owner, except for reproduction in daily press and regular printed publications on sale to the public within 60 days of the event related to those data/results and always provided that copyright symbol appears together as follows below.
© DORNA, 2014



Qualifying

Moto2

Lap	Lap Time	T1	T2	T3	T4	Speed	Lap	Lap Time	T1	T2	T3	T4	Speed
10	1'52.017	28.795	21.607	30.592	31.023	251.0	3	1'59.824	28.879	22.170	30.874	37.901	229.9
11	1'51.839	28.847	21.673	30.541	30.778	253.2	4	1'52.981	29.954	21.609	30.549	30.869	253.6
12	7'05.587 P	30.115	22.741	31.812	5'40.919	247.3	5	1'51.958	28.731	21.597	30.656	30.974	248.8
13	2'06.259	37.851	24.261	32.227	31.920	240.8	6	2'10.940	28.823	21.555	30.455	50.107	253.3
14	2'11.413	29.183	22.117	34.598	45.515	94.4	7	5'02.592 P	31.424	23.913	32.010	3'35.245	211.8
15	1'52.203	29.011	21.703	30.576	30.913	252.3	8	1'57.849	32.776	22.683	30.977	31.413	249.7
16	1'55.266	32.479	21.560	30.462	30.765	254.8	9	1'56.548	28.953	23.853	32.201	31.541	247.9
17	1'51.312	28.695	21.496	30.395	30.726	252.6	10	1'52.391	29.243	21.781	30.462	30.905	254.2
18	2'16.228	30.690	23.077	36.777	45.684	243.9	11	1'51.524	28.767	21.517	30.421	30.819	253.7
19	1'52.642	29.382	21.934	30.425	30.901	250.5	12	6'40.910 P	28.793	21.813	31.301	5'19.003	246.9
20	1'51.633	28.695	21.788	30.423	30.727	250.4	13	2'02.573	33.756	22.409	31.571	34.837	156.9
21	1'51.587	28.710	21.693	30.477	30.707	253.8	14	1'57.324	30.690	23.286	31.542	31.806	243.0
6th 30 Takaaki NAKAGAMI IDEMITSU Honda Tea JPN							9th 49 Axel PONS AGR Team SPA						
Runs=3 Total laps=21 Full laps=16							Runs=3 Total laps=20 Full laps=15						
1	2'57.182	1'24.715	26.285	34.017	32.165	250.8	1	2'37.117	1'10.028	23.267	31.960	31.862	254.0
2	1'56.714	29.925	22.240	31.048	33.501	250.4	2	1'53.949	30.167	21.998	30.764	31.020	251.8
3	1'53.187	29.374	21.952	30.748	31.113	249.8	3	1'52.421	28.743	21.933	30.669	31.076	249.5
4	1'59.267	29.085	21.759	37.119	31.304	251.2	4	1'53.483	29.422	22.439	30.749	30.873	251.8
5	1'52.846	29.141	21.924	30.719	31.062	251.7	5	1'51.726	28.771	21.560	30.479	30.916	250.4
6	1'55.644	29.073	24.658	30.839	31.074	253.4	6	1'51.886	28.861	21.585	30.479	30.961	251.3
7	1'52.377	29.027	21.778	30.585	30.987	253.5	7	1'52.163	28.869	21.705	30.465	31.124	250.8
8	1'52.063	28.932	21.770	30.522	30.839	252.6	8	5'36.603 P	31.388	23.538	32.625	4'09.052	249.5
9	4'57.926 P	29.247	22.493	31.424	3'34.762	245.7	9	2'09.900	40.125	23.046	33.770	32.959	248.8
10	1'57.020	32.566	22.257	30.978	31.219	248.8	10	1'52.534	29.137	21.852	30.586	30.959	251.4
11	1'52.755	29.141	21.912	30.649	31.053	249.3	11	1'51.919	28.852	21.649	30.441	30.977	251.5
12	1'52.369	29.146	21.739	30.636	30.848	251.6	12	1'52.134	28.762	21.693	30.618	31.061	250.5
13	1'53.858	29.005	23.311	30.647	30.895	251.9	13	4'44.075 P	31.345	23.406	31.594	3'17.730	249.4
14	1'51.972	28.864	21.680	30.616	30.812	252.1	14	1'56.583	32.336	22.139	31.017	31.091	249.7
15	4'16.130 P	29.372	22.271	30.826	2'53.661	252.9	15	1'51.631	28.733	21.764	30.361	30.773	251.0
16	2'06.132	35.945	27.144	31.675	31.368	249.8	16	1'52.111	28.773	21.673	30.623	31.042	253.1
17	1'52.502	29.201	21.905	30.540	30.856	250.8	17	1'55.871	30.537	22.170	32.257	30.907	251.8
18	1'51.441	28.775	21.574	30.370	30.722	250.9	18	1'51.823	28.773	21.535	30.539	30.976	251.3
19	1'59.826	28.770	21.625	31.434	37.997	127.0	19	2'03.532	33.634	26.229	32.663	31.006	253.0
20	1'52.162	28.872	21.939	30.378	30.973	252.1	20	1'51.543	28.714	21.500	30.582	30.747	252.6
21	1'51.317	28.726	21.516	30.362	30.713	252.4	10th 23 Marcel SCHROTTE Tech 3 GER						
7th 60 Julian SIMON Italtrans Racing Team SPA							Runs=2 Total laps=19 Full laps=16						
1	2'53.949	1'21.876	23.278	32.592	36.203	171.2	1	2'54.429	1'17.785	22.947	36.394	37.303	134.0
2	1'53.013	29.173	21.866	30.989	30.985	256.2	2	1'53.264	29.260	21.912	30.820	31.272	253.3
3	1'59.629	28.847	21.876	30.634	38.272	236.3	3	1'57.915	28.895	22.030	30.691	36.299	252.1
4	1'51.972	28.848	21.693	30.565	30.866	252.1	4	1'52.271	28.933	21.738	30.618	30.982	252.8
5	1'51.818	28.763	21.648	30.449	30.958	252.0	5	1'52.355	28.869	21.766	30.678	31.042	251.2
6	1'55.893	32.108	21.889	30.711	31.185	252.2	6	1'56.457	28.788	21.695	30.467	35.507	254.2
7	2'02.100	31.281	24.911	33.477	32.431	231.9	7	1'59.196	29.406	25.619	31.238	32.933	197.6
8	1'51.749	28.842	21.619	30.495	30.793	253.4	8	1'52.385	28.965	21.700	30.598	31.122	253.9
9	1'59.991	33.607	23.519	31.016	31.849	242.0	9	1'52.437	28.914	21.838	30.637	31.048	252.3
10	9'13.736 P	28.811	21.719	30.549	7'52.657	251.9	10	1'51.891	28.820	21.647	30.451	30.973	252.2
11	2'02.421	33.328	23.012	34.963	31.118	250.5	11	1'51.788	28.751	21.638	30.406	30.993	251.2
12	1'51.811	28.790	21.757	30.559	30.705	250.4	12	10'09.712 P	28.741	21.680	30.511	8'48.780	250.8
13	1'51.633	28.745	21.639	30.462	30.787	251.3	13	2'02.367	33.950	22.409	31.302	34.706	168.9
14	1'51.454	28.673	21.626	30.459	30.696	251.2	14	1'53.332	29.220	22.228	30.832	31.052	251.6
15	1'51.472	28.679	21.684	30.411	30.698	252.3	15	1'51.686	28.733	21.655	30.361	30.937	251.8
16	1'51.589	28.729	21.569	30.516	30.775	250.6	16	1'51.555	28.604	21.569	30.459	30.923	252.3
17	2'05.675	31.905	22.225	33.794	37.751	196.9	17	1'51.568	28.632	21.609	30.393	30.934	252.8
18	2'04.651	35.814	26.343	31.183	31.311	247.7	18	1'56.397	29.151	23.610	32.245	31.391	247.7
19	1'59.632	28.845	26.967	32.875	30.945	247.3	19	2'01.854	28.814	21.640	31.223	40.177	133.3
8th 21 Franco MORBIDEL Italtrans Racing Team ITA													
Runs=3 Total laps=19 Full laps=14													
1	2'52.755	1'24.046	23.564	32.252	32.893	230.3							
2	1'53.402	29.249	22.004	30.892	31.257	252.8							

Fastest Lap: Esteve RABAT Marc VDS Racing Tea SPA **1'50.854** 28.582 21.354 30.190 30.728

These data/results cannot be reproduced, stored and/or transmitted in whole or in part by any manner of electronic, mechanical, photocopying, recording, broadcasting or otherwise now known or herein after developed without the previous express consent by the copyright owner, except for reproduction in daily press and regular printed publications on sale to the public within 60 days of the event related to those data/results and always provided that copyright symbol appears together as follows below.
© DORNA, 2014



Qualifying

Moto2

Lap	Lap Time	T1	T2	T3	T4	Speed	Lap	Lap Time	T1	T2	T3	T4	Speed
11th	11	Sandro CORTESE Dynavolt Intact GP GER					17	1'51.721	28.832	21.617	30.379	30.893	250.0
		Runs=3 Total laps=19 Full laps=14					18	1'51.653	28.801	21.590	30.340	30.922	250.1
1	3'25.538	1'56.707	23.898	32.650	32.283	250.2	19	2'00.520	28.771	21.579	31.810	38.360	130.1
2	1'53.443	29.569	21.928	30.921	31.025	254.0	20	1'51.685	28.887	21.539	30.394	30.865	250.9
3	1'52.496	28.999	21.799	30.760	30.938	253.7	21	1'53.859	30.052	21.935	30.656	31.216	251.7
4	1'52.042	29.007	21.693	30.600	30.742	253.2	14th 81 Jordi TORRES Mapfre Aspar Team M SPA						
5	1'52.299	29.098	21.748	30.679	30.774	255.5	Runs=2 Total laps=22 Full laps=19						
6	1'52.521	29.189	21.685	30.661	30.986	252.8	1	2'08.427	41.335	23.191	32.069	31.832	246.0
7	6'16.795 P	29.769	22.217	31.074	4'53.735	253.6	2	1'53.471	29.277	21.938	30.900	31.356	249.8
8	2'00.133	33.840	23.010	31.681	31.602	250.8	3	1'52.243	28.916	21.735	30.529	31.063	249.8
9	1'52.701	29.189	21.782	30.775	30.955	252.2	4	1'52.364	28.809	21.727	30.750	31.078	251.6
10	1'53.194	28.985	22.398	30.999	30.812	253.6	5	1'56.321	31.134	22.910	31.032	31.245	248.3
11	1'51.818	28.926	21.672	30.487	30.733	252.9	6	1'52.694	28.991	21.974	30.629	31.100	249.5
12	1'51.975	28.977	21.533	30.627	30.838	253.4	7	1'51.945	28.817	21.702	30.383	31.043	250.2
13	1'51.656	28.897	21.568	30.495	30.696	254.4	8	1'52.025	28.778	21.621	30.644	30.982	249.4
14	5'09.924 P	29.991	23.008	31.718	3'45.207	251.2	9	1'52.039	28.846	21.609	30.644	30.940	251.6
15	1'59.984	33.717	23.123	31.352	31.792	246.2	10	1'52.727	28.844	22.190	30.679	31.014	250.2
16	1'57.895	29.329	22.205	30.785	35.576	251.2	11	1'52.097	28.859	21.686	30.550	31.002	250.0
17	1'51.969	29.000	21.630	30.657	30.682	256.1	12	1'52.024	28.775	21.711	30.429	31.109	249.4
18	1'51.558	28.736	21.573	30.459	30.790	252.5	13	1'51.867	28.720	21.792	30.443	30.912	249.6
19	1'51.688	28.860	21.690	30.508	30.630	254.1	14	6'39.883 P	28.838	23.826	31.370	5'15.849	248.9
12th 22 Sam LOWES Speed Up GBR							15	2'05.515	33.511	22.785	31.825	37.394	250.4
Runs=3 Total laps=20 Full laps=15							16	1'55.435	29.113	23.720	31.061	31.541	250.1
1	2'48.369	55.091	33.941	45.963	33.374	240.0	17	1'51.896	28.810	21.668	30.512	30.906	251.6
2	2'01.460	31.445	22.903	35.677	31.435	251.9	18	1'51.725	28.743	21.597	30.328	31.057	251.2
3	1'53.328	29.062	21.828	30.935	31.503	252.3	19	1'52.744	28.879	21.940	30.567	31.358	248.2
4	1'52.279	28.963	21.778	30.466	31.072	252.9	20	1'51.715	28.735	21.512	30.307	31.161	250.9
5	1'52.184	28.857	21.698	30.673	30.956	254.2	21	1'51.974	28.804	21.660	30.508	31.002	250.0
6	1'59.678	35.831	22.150	30.492	31.205	252.8	22	1'51.792	28.838	21.686	30.377	30.891	250.4
7	1'52.584	29.005	21.773	30.570	31.236	251.3	15th 94 Jonas FOLGER AGR Team GER						
8	1'52.190	28.927	21.612	30.584	31.067	252.1	Runs=3 Total laps=19 Full laps=14						
9	1'52.486	28.857	21.766	30.586	31.277	249.8	1	2'54.800	1'15.724	23.042	37.549	38.485	127.7
10	1'57.006	33.095	21.977	30.566	31.368	250.9	2	1'53.663	29.433	21.954	30.909	31.367	252.7
11	1'57.274	33.376	21.833	30.610	31.455	251.4	3	1'53.472	29.107	21.990	30.729	31.646	252.6
12	5'21.081 P	31.267	22.656	31.191	3'55.967	249.3	4	1'52.487	28.976	21.654	30.767	31.090	250.8
13	1'56.496	32.417	22.012	30.880	31.187	250.8	5	1'52.273	28.833	21.632	30.735	31.073	251.0
14	4'34.214 P	28.889	21.719	30.601	3'13.005	251.2	6	4'32.813 P	28.863	23.679	31.339	3'08.932	248.9
15	2'38.242	37.573	25.074	41.925	53.670		7	1'57.911	33.184	22.364	31.217	31.146	249.5
16	1'53.417	29.453	22.086	30.792	31.086	251.4	8	1'51.830	28.807	21.586	30.602	30.835	250.2
17	1'51.810	28.847	21.580	30.364	31.019	252.9	9	1'51.808	28.686	21.593	30.667	30.862	250.3
18	1'56.688	28.935	21.555	34.953	31.245	249.9	10	1'51.983	28.803	21.601	30.598	30.981	251.2
19	1'51.646	28.729	21.527	30.430	30.960	252.8	11	1'51.835	28.744	21.662	30.583	30.846	250.6
20	1'52.458	28.763	21.613	30.454	31.628	256.6	12	7'28.135 P	28.736	21.529	30.665	6'07.205	250.8
13th 19 Xavier SIMEON Federal Oil Gresini Mo BEL							13	1'56.957	32.445	22.308	31.048	31.156	249.3
Runs=2 Total laps=21 Full laps=18							14	1'52.058	28.763	21.700	30.664	30.931	250.0
1	2'16.473	50.753	23.020	31.494	31.206	250.3	15	2'01.730	28.726	21.654	32.336	39.014	187.7
2	1'53.541	29.209	22.266	31.108	30.958	249.3	16	1'52.080	28.841	21.689	30.569	30.981	251.4
3	1'52.567	29.097	21.738	30.610	31.122	249.3	17	2'01.859	37.198	21.812	31.475	31.374	248.7
4	1'52.168	29.002	21.803	30.495	30.868	248.5	18	1'52.035	28.830	21.637	30.535	31.033	252.1
5	1'52.078	28.866	21.704	30.503	31.005	246.1	19	1'51.735	28.688	21.635	30.544	30.868	253.1
6	1'52.066	28.899	21.704	30.573	30.890	250.1	16th 77 Dominique AEGER Technomag carXpert SWI						
7	1'51.832	28.855	21.725	30.413	30.839	250.0	Runs=3 Total laps=17 Full laps=12						
8	1'51.765	28.825	21.646	30.415	30.879	250.2	1	3'06.058	1'36.196	23.410	33.328	33.124	220.0
9	1'51.897	28.963	21.670	30.348	30.916	249.9	2	1'53.554	29.311	22.023	30.809	31.411	250.2
10	7'28.425 P	34.451	22.986	31.069	5'59.919	248.1	3	1'52.773	29.103	21.796	30.615	31.259	250.7
11	2'07.583	34.275	22.536	32.311	38.461	213.4	4	1'52.148	28.865	21.657	30.589	31.037	250.5
12	1'54.264	30.859	21.947	30.523	30.935	249.1	5	1'52.012	28.818	21.615	30.546	31.033	251.3
13	1'56.356	32.158	22.620	30.596	30.982	249.9	6	1'52.035	28.819	21.569	30.590	31.057	253.4
14	1'52.431	28.920	21.723	30.436	31.352	250.3	7	1'51.795	28.760	21.630	30.403	31.002	253.1
15	1'51.710	28.825	21.531	30.461	30.893	248.7	8	1'51.826	28.649	21.584	30.609	30.984	255.7
16	1'51.677	28.867	21.560	30.425	30.825	251.2							

Fastest Lap: Esteve RABAT Marc VDS Racing Tea SPA **1'50.854** 28.582 21.354 30.190 30.728

These data/results cannot be reproduced, stored and/or transmitted in whole or in part by any manner of electronic, mechanical, photocopying, recording, broadcasting or otherwise now known or herein after developed without the previous express consent by the copyright owner, except for reproduction in daily press and regular printed publications on sale to the public within 60 days of the event related to those data/results and always provided that copyright symbol appears together as follows below.
© DORNA, 2014



Qualifying

Moto2

Lap	Lap Time	T1	T2	T3	T4	Speed	Lap	Lap Time	T1	T2	T3	T4	Speed
9	9'01.989 P	33.763	22.063	30.680	7'35.483	251.2	7	2'54.600 P	32.647	22.275	31.861	1'27.817	248.6
10	1'56.886	32.019	22.239	30.914	31.714	231.3	8	2'41.629	31.453	22.310	39.220	1'08.646	86.2
11	1'52.201	28.832	21.811	30.488	31.070	252.7	9	1'53.607	29.353	22.126	30.935	31.193	251.2
12	1'51.758	28.782	21.634	30.425	30.917	250.6	10	4'46.374 P	29.251	23.950	31.107	3'22.066	250.6
13	6'28.545 P	30.827	21.760	30.877	5'05.081	250.5	11	2'14.158	34.304	25.863	37.937	36.054	221.6
14	1'57.312	33.051	21.920	30.854	31.487	249.1	12	1'52.341	28.976	21.606	30.696	31.063	251.1
15	2'35.484	28.899	27.852	47.137	51.596		13	2'18.862	28.844	26.806	48.707	34.505	186.5
16	1'54.362	29.095	21.771	31.920	31.576	246.3	14	1'57.328	29.549	23.542	33.139	31.098	252.6
17	1'53.966	29.446	21.700	30.677	32.143	252.5	15	1'52.042	28.746	21.501	30.860	30.935	252.2
17th 55 Hafizh SYAHRIN Petronas Raceline Ma MAL							20th 96 Louis ROSSI SAG Team FRA						
Runs=2 Total laps=20 Full laps=17							Runs=2 Total laps=20 Full laps=17						
1	2'40.264	50.003	23.353	51.003	35.905	195.3	1	2'37.603	1'09.819	23.310	32.777	31.697	249.1
2	1'53.657	29.295	21.921	31.041	31.400	251.3	2	1'55.175	30.208	22.068	31.533	31.366	253.6
3	1'52.982	28.986	21.902	30.698	31.396	252.1	3	1'53.828	29.122	21.800	31.179	31.727	254.3
4	2'12.768	36.625	25.725	39.203	31.215	251.9	4	1'53.222	29.165	21.743	30.935	31.379	254.8
5	1'52.236	28.959	21.809	30.620	30.848	251.4	5	2'07.239	38.334	24.834	32.303	31.768	242.8
6	1'52.071	28.777	21.710	30.551	31.033	251.6	6	2'15.012	29.035	41.895	32.709	31.373	251.5
7	2'02.328	35.888	23.534	31.526	31.380	253.5	7	1'52.884	29.156	21.849	30.822	31.057	250.6
8	1'52.140	28.819	21.643	30.593	31.085	255.8	8	1'58.267	28.971	22.225	35.964	31.107	251.6
9	2'14.445	38.779	26.273	34.366	35.027	183.1	9	1'53.100	29.106	21.829	31.072	31.093	252.4
10	1'52.216	28.954	21.728	30.590	30.944	250.8	10	1'52.615	29.015	21.672	30.915	31.013	251.6
11	6'25.092 P	30.552	23.039	32.153	4'59.348	246.8	11	8'23.408 P	31.358	22.037	31.379	6'58.634	249.8
12	2'14.122	40.457	24.092	36.509	33.064	252.8	12	2'00.221	34.299	23.192	31.300	31.430	248.7
13	1'59.050	29.147	25.806	32.362	31.735	248.6	13	1'57.013	29.192	22.617	32.719	32.485	240.1
14	2'11.344	29.301	22.010	34.244	45.789	75.5	14	1'56.100	29.215	22.542	32.581	31.762	246.7
15	1'52.248	28.925	21.709	30.736	30.878	253.1	15	1'59.413	29.241	22.152	36.217	31.803	251.7
16	1'56.271	31.463	23.474	30.477	30.857	253.1	16	1'52.511	29.016	21.780	30.733	30.982	252.7
17	1'51.761	28.766	21.650	30.524	30.821	252.3	17	1'52.426	29.004	21.582	30.806	31.034	252.9
18	2'06.506	33.813	26.104	31.947	34.642	209.8	18	2'07.835	29.100	27.236	40.161	31.338	251.1
19	2'17.365	35.222	26.543	44.391	31.209	250.5	19	2'13.956	29.174	32.187	41.305	31.290	252.4
20	1'52.356	28.971	21.858	30.605	30.922	250.9	20	1'52.094	28.919	21.703	30.605	30.867	252.5
18th 88 Ricard CARDUS Tech 3 SPA							21st 7 Lorenzo BALDASS Gresini Moto2 ITA						
Runs=3 Total laps=19 Full laps=14							Runs=2 Total laps=20 Full laps=17						
1	2'41.911	1'12.797	23.467	33.003	32.644	227.7	1	2'37.011	1'08.263	23.056	33.345	32.347	246.0
2	1'57.930	29.477	21.934	32.828	33.691	230.2	2	1'55.498	30.540	22.149	31.467	31.342	248.9
3	1'52.690	29.101	21.759	30.853	30.977	254.9	3	1'53.799	29.124	21.839	31.205	31.631	248.9
4	2'02.079	29.687	23.843	33.167	35.382	218.6	4	1'53.278	29.125	21.862	30.990	31.301	249.8
5	1'52.620	28.965	21.766	30.754	31.135	254.0	5	1'53.004	29.201	21.980	30.658	31.165	248.7
6	1'58.268	29.337	22.068	32.192	34.671	254.2	6	1'52.851	29.095	21.754	30.919	31.083	250.4
7	1'58.159	29.982	23.857	30.860	33.460	222.5	7	1'52.872	29.082	21.786	30.939	31.065	247.2
8	1'52.305	29.059	21.669	30.600	30.977	255.6	8	2'17.389	29.114	22.151	48.548	37.576	153.6
9	1'55.090	30.824	22.403	30.813	31.050	252.9	9	1'56.103	29.310	24.317	31.200	31.276	249.6
10	1'52.482	28.945	21.714	30.748	31.075	253.4	10	9'08.420 P	32.413	26.363	31.054	7'38.590	251.2
11	8'56.885 P	29.001	32.927	32.303	7'22.654	161.6	11	2'14.382	34.502	30.414	36.034	33.432	211.0
12	2'02.720	36.368	22.865	31.726	31.761	242.5	12	1'54.016	29.670	22.183	31.098	31.065	250.5
13	2'19.687 P	29.452	22.205	32.219	55.811	159.3	13	1'52.987	29.101	21.928	30.904	31.054	250.0
14	1'59.175	32.624	22.382	32.913	31.256	253.1	14	1'58.754	29.092	21.905	30.836	36.921	249.8
15	2'22.169	29.066	38.781	32.025	42.297	128.6	15	1'53.329	29.266	21.721	31.238	31.104	252.2
16	1'52.528	29.006	21.740	30.637	31.145	254.7	16	1'52.293	28.906	21.744	30.563	31.080	250.7
17	1'58.194	28.904	21.539	30.697	37.054	223.2	17	1'53.471	29.052	21.799	30.662	31.958	251.6
18	1'55.080	28.985	22.135	31.958	32.002	243.4	18	2'05.542	36.809	25.822	31.443	31.468	248.9
19	1'51.836	28.925	21.528	30.625	30.758	254.4	19	1'52.478	29.028	21.825	30.599	31.026	251.5
19th 54 Mattia PASINI NGM Forward Racing ITA							22nd 14 Ratthapark WILAIR AirAsia Caterham THA						
Runs=4 Total laps=19 Full laps=13							Runs=3 Total laps=16 Full laps=10						
1	2'46.587	1'09.730	23.623	37.992	35.242	201.9	1	2'53.116	1'01.784	24.890	46.401	40.041	150.0
2	1'53.422	29.317	21.907	30.936	31.262	252.1							
3	1'52.882	29.064	21.737	30.929	31.152	252.5							
4	1'57.081	29.396	23.267	32.085	32.333	242.9							
5	1'52.682	29.121	21.708	30.788	31.065	249.7							
6	5'31.767 P	29.144	21.735	30.996	4'09.892	214.4							

Fastest Lap: Esteve RABAT Marc VDS Racing Tea SPA **1'50.854** 28.582 21.354 30.190 30.728

These data/results cannot be reproduced, stored and/or transmitted in whole or in part by any manner of electronic, mechanical, photocopying, recording, broadcasting or otherwise now known or herein after developed without the previous express consent by the copyright owner, except for reproduction in daily press and regular printed publications on sale to the public within 60 days of the event related to those data/results and always provided that copyright symbol appears together as follows below.
© DORNA, 2014



Qualifying

Moto2

Lap	Lap Time	T1	T2	T3	T4	Speed	Lap	Lap Time	T1	T2	T3	T4	Speed
2	1'54.949	29.464	22.014	31.240	32.231	250.9	1	2'36.818	1'04.279	26.266	33.885	32.388	250.0
3	1'54.240	29.891	21.907	30.822	31.620	253.4	2	1'55.344	30.561	22.205	31.404	31.174	253.8
4	1'52.644	28.988	21.813	30.771	31.072	251.0	3	1'53.604	29.229	21.828	31.091	31.456	251.6
5	1'52.465	28.803	21.662	30.945	31.055	253.8	4	1'53.191	29.148	21.785	31.168	31.090	251.9
6	2'01.374	28.978	22.336	36.725	33.335	207.6	5	1'52.939	29.143	21.929	30.856	31.011	249.8
7	1'52.595	28.937	21.885	30.669	31.104	251.3	6	1'52.946	28.913	21.777	31.058	31.198	250.1
8	1'58.148	31.819	23.441	31.935	30.953	253.5	7	1'52.879	29.166	21.919	30.964	30.830	252.4
9	4'59.580 P	29.193	22.484	31.368	3'36.535	244.5	8	6'15.957 P	29.142	24.365	32.407	4'50.043	251.8
10	1'56.374	32.031	22.189	30.918	31.236	248.5	9	2'04.820	34.746	22.643	33.215	34.216	248.4
11	1'52.812	29.140	21.779	30.797	31.096	250.1	10	1'55.968	31.177	22.135	31.220	31.436	251.3
12	1'52.295	28.944	21.750	30.649	30.952	249.9	11	1'55.030	29.347	22.161	31.505	32.023	251.5
13	5'16.893 P	28.890	25.985	33.626	3'48.392	242.5	12	5'46.600 P	29.288	48.219	36.616	3'52.477	217.2
14	2'17.844	43.933	26.630	33.980	33.301	232.7	13	1'58.086	33.147	22.416	31.366	31.157	252.0
15	2'04.148	31.015	24.650	35.654	32.829	250.0	14	1'53.155	29.115	22.034	31.040	30.966	252.7
	unfinished	36.177	28.940	38.974		252.2	15	1'52.694	29.097	21.716	30.868	31.013	253.6
23rd	8	Gino REA		AGT REA Racing		GBR							
		Runs=3	Total laps=17	Full laps=12									
1	2'29.878	50.734	25.303	40.114	33.727	213.9	16	1'52.453	28.985	21.680	30.820	30.968	256.1
2	2'01.932	30.430	25.876	33.987	31.639	252.1	17	2'21.045	29.122	21.725	38.216	51.982	119.9
3	1'54.262	29.313	22.133	31.239	31.577	253.1	18	1'56.854	30.150	24.248	31.231	31.225	250.0
4	1'53.304	29.098	21.861	31.144	31.201	250.4	19	1'52.645	29.231	21.749	30.770	30.895	253.4
5	8'38.644 P	29.206	23.237	32.172	7'14.029	216.2							
6	2'02.715	34.683	23.619	32.292	32.121	249.4	26th	18	Nicolas TEROL		Mapfre Aspar Team M SPA		
7	1'56.271	29.852	22.593	31.899	31.927	236.1			Runs=2	Total laps=19	Full laps=16		
8	1'58.373	29.159	21.921	33.354	33.939	241.1	1	2'38.998	54.868	23.242	31.763	49.125	251.7
9	1'56.212	29.604	22.198	32.216	32.194	220.8	2	1'54.492	29.747	22.186	31.202	31.357	253.8
10	1'52.647	29.066	21.591	30.629	31.361	250.2	3	2'00.073	29.314	25.758	33.720	31.281	253.5
11	7'31.953 P	29.334	23.018	31.181	6'08.420	251.6	4	1'56.747	29.247	24.003	31.609	31.888	254.5
12	2'01.439	34.328	22.768	31.684	32.659	206.8	5	2'26.440	29.254	47.514	34.348	35.324	217.9
13	2'00.099	29.257	21.850	30.806	38.186	251.9	6	1'53.512	29.415	22.099	30.900	31.098	252.2
14	1'52.614	29.028	21.787	30.770	31.029	253.0	7	1'55.464	29.348	22.527	31.137	32.452	252.9
15	1'52.307	29.215	21.693	30.513	30.886	253.3	8	1'53.208	29.125	21.980	31.084	31.019	251.6
16	1'57.100	28.967	21.712	30.734	35.687	253.4	9	1'52.911	29.102	21.911	30.886	31.012	252.6
17	1'54.359	29.215	21.761	31.227	32.156	251.1	10	1'52.567	29.003	21.833	30.702	31.029	251.1
24th	72	Yuki TAKAHASHI		Moriwaki Racing		JPN	11	9'24.536 P	30.675	22.078	30.915	8'00.868	251.2
		Runs=2	Total laps=22	Full laps=19			12	2'29.795	34.780	24.102	53.563	37.350	180.2
1	2'04.953	37.750	23.041	31.863	32.299	239.6	13	2'12.565	29.714	25.928	36.179	40.744	241.8
2	1'54.864	29.864	22.431	31.094	31.475	245.9	14	2'02.701	35.745	23.454	31.921	31.581	240.0
3	1'53.577	29.415	22.032	30.879	31.251	245.1	15	1'56.729	30.933	22.286	31.478	32.032	252.9
4	1'52.977	29.132	22.037	30.674	31.134	245.3	16	1'55.222	30.510	22.422	30.913	31.377	251.9
5	1'53.302	29.161	22.055	30.857	31.229	245.3	17	1'53.090	29.196	21.924	30.935	31.035	252.2
6	1'52.929	29.045	21.926	30.824	31.134	246.5	18	1'53.068	29.117	21.910	30.844	31.197	252.7
7	1'52.955	29.036	22.034	30.602	31.283	246.0	19	2'01.853	29.138	23.012	36.146	33.557	244.2
8	1'52.958	29.121	21.894	30.780	31.163	245.5							
9	1'52.659	29.029	21.927	30.636	31.067	246.6	27th	71	Tomoyoshi KOYAM		Teluru Team JiR Web		JPN
10	1'53.485	29.139	22.426	30.824	31.096	248.7			Runs=3	Total laps=19	Full laps=14		
11	1'52.666	29.116	21.921	30.565	31.064	248.7	1	2'38.837	44.581	24.766	41.151	48.339	241.6
12	5'33.819 P	29.250	21.986	31.449	4'11.134	244.4	2	1'55.388	30.310	22.106	31.385	31.587	250.9
13	2'01.540	35.782	23.329	31.243	31.186	247.1	3	1'53.341	29.237	21.971	30.801	31.332	246.1
14	1'56.272	29.008	21.792	30.597	34.875	248.6	4	1'53.399	29.492	21.852	30.797	31.258	246.2
15	1'58.390	28.948	22.773	35.071	31.598	245.4	5	2'02.602	29.343	22.696	39.063	31.500	245.5
16	2'02.683	29.040	21.943	31.751	39.949	229.7	6	1'53.732	29.323	22.004	31.079	31.326	245.9
17	1'57.269	32.978	22.534	30.616	31.141	249.4	7	1'53.138	29.240	21.989	30.695	31.214	245.9
18	1'52.872	29.001	21.828	30.944	31.099	249.0	8	5'17.211 P	29.161	22.013	30.997	3'55.040	245.0
19	1'52.533	28.900	21.744	30.675	31.214	250.2	9	2'11.931	42.038	23.308	34.589	31.996	244.1
20	1'55.306	29.131	22.230	32.434	31.511	243.5	10	1'53.153	29.400	21.879	30.807	31.067	246.8
21	1'52.377	28.957	21.689	30.734	30.997	249.3	11	1'52.984	29.184	21.868	30.758	31.174	246.7
22	1'52.630	29.027	21.787	30.671	31.145	248.6	12	5'59.623 P	29.696	22.803	31.707	4'35.417	240.0
25th	39	Luis SALOM		Paginas Amarillas HP		SPA	13	2'25.348	39.647	22.942	50.001	32.758	229.3
		Runs=3	Total laps=19	Full laps=14			14	2'27.356	29.561	49.138	36.122	32.535	235.9
							15	1'53.547	29.277	21.982	30.785	31.503	246.9
							16	1'59.478	31.951	22.156	34.022	31.349	248.5
							17	1'52.773	29.192	21.834	30.669	31.078	247.1
							18	1'52.646	29.123	21.700	30.650	31.173	247.1
							19	1'58.808	33.659	21.996	30.866	32.287	248.8

Fastest Lap: Esteve RABAT Marc VDS Racing Tea SPA **1'50.854** 28.582 21.354 30.190 30.728

These data/results cannot be reproduced, stored and/or transmitted in whole or in part by any manner of electronic, mechanical, photocopying, recording, broadcasting or otherwise now known or herein after developed without the previous express consent by the copyright owner, except for reproduction in daily press and regular printed publications on sale to the public within 60 days of the event related to those data/results and always provided that copyright symbol appears together as follows below.
© DORNA, 2014



Qualifying

Moto2

Lap	Lap Time	T1	T2	T3	T4	Speed	Lap	Lap Time	T1	T2	T3	T4	Speed
28th	20	Florian MARINO NGM Forward Racing FRA					16	1'53.412	29.331	21.911	31.008	31.162	248.7
		Runs=3 Total laps=20 Full laps=15					17	1'58.572	33.304	22.849	31.117	31.302	249.0
1	2'42.763	1'10.651	23.039	37.145	31.928	249.8	18	1'53.028	29.148	21.910	30.825	31.145	249.3
2	1'55.075	30.032	22.305	31.299	31.439	254.5	19	1'53.277	29.274	21.975	30.869	31.159	248.3
3	1'54.491	29.644	22.090	31.370	31.387	248.3	20	1'53.677	29.196	21.965	31.068	31.448	247.3
4	1'53.796	29.296	22.155	31.033	31.312	253.9	21	2'02.447	29.355	27.173	33.308	32.611	242.2
5	1'53.442	29.152	21.990	31.023	31.277	250.0	31st 70 Robin MULHAUSER Technomag carXpert SWI						
6	2'05.092	29.170	25.452	36.072	34.398	189.9	Runs=2 Total laps=20 Full laps=17						
7	1'53.666	29.409	21.909	30.900	31.448	253.7	1	2'15.995	49.019	23.004	32.093	31.879	249.4
8	1'53.618	29.170	21.928	31.057	31.463	253.9	2	1'55.002	29.599	22.566	31.592	31.245	252.2
9	5'49.902 P	31.700	25.324	34.258	4'18.620	230.5	3	1'53.754	29.185	22.131	31.008	31.430	248.8
10	1'58.428	33.814	22.192	31.225	31.197	252.0	4	2'19.887	49.546	27.473	31.224	31.644	248.3
11	1'53.099	29.272	21.724	30.944	31.159	252.6	5	1'57.394	32.255	22.181	31.136	31.822	250.0
12	1'53.196	29.190	21.873	30.881	31.252	253.0	6	1'53.546	29.090	22.090	31.024	31.342	249.9
13	1'53.015	29.176	21.793	30.749	31.297	253.9	7	1'53.697	29.089	22.102	30.972	31.534	249.9
14	5'23.593 P	30.362	22.479	32.258	3'58.494	253.1	8	9'32.281 P	29.212	24.267	31.577	8'07.225	244.7
15	2'04.647	34.198	26.700	32.304	31.445	252.2	9	2'04.675	37.865	23.012	32.135	31.663	247.4
16	1'53.078	29.315	21.809	30.849	31.105	251.5	10	1'53.706	29.255	21.980	31.086	31.385	249.1
17	1'52.803	29.088	21.873	30.848	30.994	251.8	11	1'53.898	29.331	22.129	31.004	31.434	249.5
18	1'52.905	29.048	21.909	30.790	31.158	252.6	12	1'56.554	29.200	24.888	30.992	31.474	250.4
19	1'57.207	30.063	23.342	32.138	31.664	244.3	13	1'53.293	29.198	21.971	30.946	31.178	251.1
20	1'52.684	29.026	21.932	30.726	31.000	255.9	14	1'53.575	29.149	22.034	31.117	31.275	251.1
29th 95 Anthony WEST QMMF Racing Team AUS							15	1'53.924	29.117	22.159	31.193	31.455	251.2
Runs=3 Total laps=20 Full laps=15							16	1'57.303	32.299	22.226	31.140	31.638	251.3
1	2'38.266	1'02.142	24.797	33.242	38.085	243.8	17	2'01.782	34.309	23.679	32.033	31.761	249.3
2	1'54.850	29.647	22.156	31.468	31.579	253.4	18	1'53.604	29.192	22.270	30.817	31.325	252.0
3	1'53.984	29.161	21.787	31.023	32.013	250.6	19	1'53.124	29.208	21.882	30.978	31.056	252.5
4	1'52.914	29.091	21.818	30.853	31.152	249.6	20	1'53.120	29.120	22.021	30.845	31.134	251.5
5	1'53.030	29.044	21.876	30.966	31.144	248.6	32nd 10 Thitipong WAROKO APH PTT The Pizza S THA						
6	1'53.101	29.066	21.743	31.095	31.197	249.7	Runs=2 Total laps=20 Full laps=17						
7	1'52.802	28.996	21.765	30.975	31.066	249.4	1	2'21.390	51.640	24.146	33.023	32.581	248.1
8	6'02.317 P	28.990	22.281	33.747	4'37.299	249.2	2	1'55.970	30.016	22.716	31.725	31.513	249.1
9	1'58.809	33.586	22.623	31.230	31.370	246.9	3	1'54.351	29.539	22.242	31.204	31.366	249.3
10	1'53.517	29.196	21.911	31.183	31.227	247.8	4	1'54.209	29.481	22.096	31.281	31.351	250.0
11	1'53.349	29.147	21.792	31.157	31.253	248.2	5	1'55.158	29.415	22.488	31.371	31.884	247.8
12	3'59.589 P	29.743	22.591	32.054	2'35.201	239.4	6	1'54.515	29.557	22.583	31.157	31.218	249.4
13	2'24.291	35.247	26.119	44.827	38.098	181.1	7	1'53.988	29.362	22.086	31.039	31.501	249.0
14	2'25.679	30.696	25.341	44.670	44.972	147.1	8	1'53.683	29.267	22.048	31.115	31.253	250.8
15	1'57.590	29.922	24.281	31.956	31.431	249.1	9	1'53.486	29.158	21.979	31.001	31.348	249.7
16	2'01.606	29.304	21.882	30.906	39.514	215.7	10	8'35.345 P	30.241	22.627	31.594	7'10.883	251.2
17	2'24.899	29.114	25.592	45.673	44.520	153.8	11	2'05.146	37.001	23.956	32.333	31.856	247.6
18	2'02.596	30.098	28.341	32.729	31.428	248.6	12	1'54.531	29.480	22.617	31.039	31.395	249.8
19	1'53.395	29.338	21.893	31.038	31.126	249.0	13	1'54.307	29.365	22.347	30.962	31.633	249.4
20	1'58.064	31.155	23.172	32.017	31.720	246.1	14	1'53.332	29.304	21.988	30.756	31.284	250.3
30th 4 Randy KRUMMENA Octo Ioda Racing Tea SWI							15	1'53.735	29.277	22.240	30.844	31.374	250.6
Runs=2 Total laps=21 Full laps=18							16	1'53.903	29.270	22.217	31.082	31.334	246.6
1	2'30.927	49.845	24.331	33.747	43.004	222.3	17	1'53.422	29.103	22.092	30.889	31.338	250.5
2	2'04.808	30.049	22.775	31.494	40.490	244.3	18	1'53.564	29.192	21.961	30.944	31.467	250.7
3	1'53.897	29.398	22.152	31.092	31.255	248.9	19	1'54.016	29.371	22.199	30.982	31.464	250.5
4	1'52.996	29.183	21.933	30.807	31.073	248.5	20	1'53.151	29.187	21.915	30.884	31.165	251.6
5	1'53.400	29.090	22.002	31.006	31.302	249.7	33rd 25 Azlan SHAH IDEMITSU Honda Tea MAL						
6	1'53.440	29.122	22.112	30.974	31.232	248.2	Runs=3 Total laps=18 Full laps=13						
7	2'19.515	33.832	29.015	34.514	42.154	145.1	1	2'14.581	43.414	25.490	33.221	32.456	247.9
8	1'55.132	29.607	22.295	31.315	31.915	249.2	2	1'58.118	32.425	22.458	31.875	31.360	250.0
9	1'54.525	29.443	22.532	31.155	31.395	248.6	3	1'54.545	29.621	22.041	31.525	31.358	249.3
10	1'53.243	29.202	21.892	31.003	31.146	250.0	4	1'55.075	29.600	22.301	31.756	31.418	245.9
11	1'53.188	29.244	21.855	30.931	31.158	250.4	5	2'07.242	29.642	25.386	40.732	31.482	250.2
12	6'19.999 P	31.006	23.214	32.011	4'53.768	246.4	6	1'54.397	29.570	22.047	31.358	31.422	248.2
13	2'07.044	35.526	25.622	33.747	32.149	246.1	7	9'15.312 P	29.496	24.703	31.553	7'49.560	249.4
14	1'54.075	29.423	22.125	31.212	31.315	247.0	8	1'59.676	34.042	22.411	31.778	31.445	247.9
15	2'01.075	35.016	23.377	31.315	31.367	247.7	Fastest Lap: Esteve RABAT Marc VDS Racing Tea SPA 1'50.854 28.582 21.354 30.190 30.728						

These data/results cannot be reproduced, stored and/or transmitted in whole or in part by any manner of electronic, mechanical, photocopying, recording, broadcasting or otherwise now known or herein after developed without the previous express consent by the copyright owner, except for reproduction in daily press and regular printed publications on sale to the public within 60 days of the event related to those data/results and always provided that copyright symbol appears together as follows below.
© DORNA, 2014



Qualifying

Moto2

Lap	Lap Time	T1	T2	T3	T4	Speed	Lap	Lap Time	T1	T2	T3	T4	Speed
9	1'54.334	29.592	22.090	31.341	31.311	248.1	11	1'58.195	29.496	22.098	32.478	34.123	187.4
10	1'58.503	33.054	22.536	31.667	31.246	249.8	12	1'54.087	29.450	22.034	31.025	31.578	248.3
11	1'54.017	29.426	21.935	31.072	31.584	251.2	13	1'57.395	29.400	22.829	31.887	33.279	207.0
12	1'53.401	29.271	21.882	30.926	31.322	250.8	14	4'36.774 P	29.472	23.037	31.812	3'12.453	245.1
13	4'38.907 P	29.645	23.172	36.628	3'09.462	184.8	15	1'57.835	32.888	22.307	31.211	31.429	248.3
14	1'59.502	34.380	22.451	31.246	31.425	249.0	16	1'54.678	29.526	22.082	31.076	31.994	220.8
15	1'53.565	29.318	21.885	31.159	31.203	251.3	17	1'54.063	29.314	21.970	31.175	31.604	245.1
16	1'58.326	32.580	21.906	32.168	31.672	246.6	18	1'57.089	29.948	22.713	31.357	33.071	214.7
17	1'54.217	29.408	22.135	31.359	31.315	251.1	19	1'59.874	29.760	22.763	32.225	35.126	175.0
18	1'55.196	30.486	22.068	31.457	31.185	251.3							

34th 65 Chalernpol POLAM Singha Eneos Yamaha THA

Runs=3 Total laps=19 Full laps=14

1	2'21.725	52.083	24.066	33.156	32.420	246.4
2	1'56.465	30.317	22.631	31.729	31.788	248.3
3	1'55.409	29.889	22.415	31.413	31.692	246.8
4	1'55.262	29.734	22.383	31.420	31.725	246.6
5	2'19.770	35.548	26.713	42.346	35.163	179.0
6	5'18.570 P	29.762	29.921	37.700	3'41.187	209.1
7	2'06.773	38.004	25.072	31.866	31.831	246.1
8	1'55.261	29.858	22.433	31.387	31.583	246.6
9	1'54.847	29.663	22.302	31.417	31.465	247.3
10	1'54.929	29.790	22.259	31.402	31.478	247.4
11	1'54.655	29.567	22.205	31.363	31.520	247.2
12	6'22.231 P	29.729	22.439	31.634	4'58.429	220.3
13	2'08.448	38.053	24.146	31.609	34.640	199.3
14	1'56.457	31.913	22.206	31.103	31.235	248.7
15	1'53.471	29.395	22.013	30.852	31.211	248.2
16	1'53.843	29.364	22.192	31.017	31.270	247.4
17	2'42.033	29.485	21.982	1'12.914	37.652	162.7
18	1'56.582	30.374	22.576	31.966	31.666	246.0
19	1'54.620	29.563	22.295	31.285	31.477	247.0

35th 84 Riccardo RUSSO Tasca Racing Moto2 ITA

Runs=4 Total laps=15 Full laps=7

1	2'31.496	48.327	25.695	35.845	41.629	152.1
2	2'03.174	30.830	25.188	34.952	32.204	236.5
3	1'54.434	29.540	22.240	31.148	31.506	248.9
4	7'39.156 P	29.200	25.527	33.522	6'10.907	217.6
5	2'09.352	36.692	23.260	34.061	35.339	248.0
6	1'59.917	31.852	22.788	31.668	33.609	244.6
7	1'53.722	29.250	22.093	31.117	31.262	247.9
8	1'53.615	29.283	21.873	31.129	31.330	248.2
9	5'06.543 P	32.487	23.182	32.682	3'38.192	244.5
10	2'05.349	36.105	23.498	32.904	32.842	208.6
11	1'54.497	29.470	21.997	31.146	31.884	248.6
12	5'08.115 P	29.257	22.006	31.314	3'45.538	249.4
13	2'03.522	34.517	23.270	34.230	31.505	249.5
14	1'54.220	29.433	21.910	31.495	31.382	248.7
	PIT	32.243	22.950	31.990		247.5

36th 97 Roman RAMOS QMMF Racing Team SPA

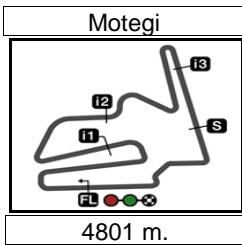
Runs=3 Total laps=19 Full laps=14

1	2'14.668	43.736	24.484	34.000	32.448	245.9
2	1'56.877	30.486	22.734	31.608	32.049	230.5
3	1'54.649	29.567	22.110	31.182	31.790	245.7
4	1'56.627	29.450	23.039	32.417	31.721	247.4
5	2'14.479	29.539	34.080	37.028	33.832	241.5
6	2'00.461	32.181	23.823	32.214	32.243	226.3
7	1'54.411	29.488	22.159	31.167	31.597	246.8
8	7'06.529 P	31.395	22.583	32.850	5'39.701	170.9
9	2'00.799	32.985	22.819	32.126	32.869	199.5
10	1'54.511	29.555	22.107	31.277	31.572	247.4

Fastest Lap: Esteve RABAT Marc VDS Racing Tea SPA **1'50.854** 28.582 21.354 30.190 30.728

These data/results cannot be reproduced, stored and/or transmitted in whole or in part by any manner of electronic, mechanical, photocopying, recording, broadcasting or otherwise now known or herein after developed without the previous express consent by the copyright owner, except for reproduction in daily press and regular printed publications on sale to the public within 60 days of the event related to those data/results and always provided that copyright symbol appears together as follows below.
© DORNA, 2014





Results and timing service provided by TISSOT

Moto2

MOTUL GRAND PRIX OF JAPAN
Provisional Starting Grid

23

Race : 23 laps = 110.423 km



1	1 1'50.854 53 Esteve RABAT Kalex	2 1'50.887 12 Thomas LUTHI Suter	3 1'51.157 5 Johann ZARCO Caterham Suter
2	4 1'51.222 40 Maverick VIÑALES Kalex	5 1'51.312 36 Mika KALLIO Kalex	6 1'51.317 30 Takaaki NAKAGAMI Kalex
3	7 1'51.454 60 Julian SIMON Kalex	8 1'51.524 21 Franco MORBIDELLI Kalex	9 1'51.543 49 Axel PONS Kalex
4	10 1'51.555 23 Marcel SCHROTTER Tech 3	11 1'51.558 11 Sandro CORTESE Kalex	12 1'51.646 22 Sam LOWES Speed Up
5	13 1'51.653 19 Xavier SIMEON Suter	14 1'51.715 81 Jordi TORRES Suter	15 1'51.735 94 Jonas FOLGER Kalex
6	16 1'51.758 77 Dominique AEGERTER Suter	17 1'51.761 55 Hafizh SYAHRIN Kalex	18 1'51.836 88 Ricard CARDUS Tech 3
7	19 1'51.939 54 Mattia PASINI Kalex	20 1'52.094 96 Louis ROSSI Kalex	21 1'52.293 7 Lorenzo BALDASSARRI Suter
8	22 1'52.295 14 Rattapark WILAIROT Caterham Suter	23 1'52.307 8 Gino REA Suter	24 1'52.377 72 Yuki TAKAHASHI Moriwaki

The results are provisional until the end of the limit for protest and appeals and until the ratification of the Event Management Committee.

Time limit for protest expires 60' at the latest after publication of the results - Mr. Time:

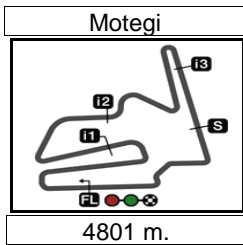
These data/results cannot be reproduced, stored and/or transmitted in whole or in part by any manner of electronic, mechanical, photocopying, recording, broadcasting or otherwise now known or herein after developed without the previous express consent by the copyright owner, except for reproduction in daily press and regular printed publications on sale to the public within 60 days of the event related to those data/results and always provided that copyright symbol appears together as follows below.

© DORNA, 2014

Official MotoGP Timing by TISSOT
 www.motogp.com



Motegi, Saturday, October 11, 2014



Results and timing service provided by TISSOT

Moto2

MOTUL GRAND PRIX OF JAPAN
Provisional Starting Grid

23

Race : 23 laps = 110.423 km

9	25 1'52.453 39 Luis SALOM Kalex	26 1'52.567 18 Nicolas TEROL Suter	27 1'52.646 71 Tomoyoshi KOYAMA NTS
10	28 1'52.684 20 Florian MARINO Kalex	29 1'52.802 95 Anthony WEST Speed Up	30 1'52.996 4 Randy KRUMMENACHER Suter
11	31 1'53.120 70 Robin MULHAUSER Suter	32 1'53.151 10 Thitipong WAROKORN Kalex	33 1'53.401 25 Azlan SHAH Kalex
12	34 1'53.471 65 Chalernpol POLAMAI Tech 3	35 1'53.615 84 Riccardo RUSSO Suter	36 1'54.063 97 Roman RAMOS Speed Up

The results are provisional until the end of the limit for protest and appeals and until the ratification of the Event Management Committee.

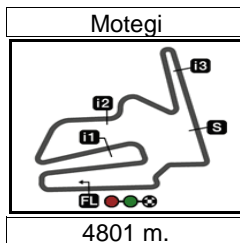
Time limit for protest expires 60' at the latest after publication of the results - Mr. Time:

These data/results cannot be reproduced, stored and/or transmitted in whole or in part by any manner of electronic, mechanical, photocopying, recording, broadcasting or otherwise now known or herein after developed without the previous express consent by the copyright owner, except for reproduction in daily press and regular printed publications on sale to the public within 60 days of the event related to those data/results and always provided that copyright symbol appears together as follows below.

© DORNA, 2014

Official MotoGP Timing by TISSOT
 www.motogp.com





Results and timing service provided by TISSOT

Moto2

MOTUL GRAND PRIX OF JAPAN

After the Qualifying

Event Best Maximum Speed



<i>Rider</i>	<i>Nation Team</i>	<i>Motorcycle</i>	<i>Km/h</i>	
12 Thomas LUTHI	SWI Interwetten Sitag	SUTER	258.3	Qualifying
39 Luis SALOM	SPA Paginas Amarillas HP 40	KALEX	258.0	Free Practice Nr. 3
53 Esteve RABAT	SPA Marc VDS Racing Team	KALEX	257.2	Qualifying
30 Takaaki NAKAGAMI	JPN IDEMITSU Honda Team Asia	KALEX	257.0	Free Practice Nr. 3
22 Sam LOWES	GBR Speed Up	SPEED UP	256.6	Qualifying
60 Julian SIMON	SPA Italtrans Racing Team	KALEX	256.2	Qualifying
11 Sandro CORTESE	GER Dynavolt Intact GP	KALEX	256.1	Qualifying
20 Florian MARINO	FRA NGM Forward Racing	KALEX	255.9	Qualifying
55 Hafizh SYAHRIN	MAL Petronas Raceline Malaysia	KALEX	255.8	Qualifying
77 Dominique AEGERTER	SWI Technomag carXpert	SUTER	255.7	Qualifying
88 Ricard CARDUS	SPA Tech 3	TECH 3	255.6	Qualifying
36 Mika KALLIO	FIN Marc VDS Racing Team	KALEX	255.6	Qualifying
21 Franco MORBIDELLI	ITA Italtrans Racing Team	KALEX	254.9	Qualifying
49 Axel PONS	SPA AGR Team	KALEX	254.9	Free Practice Nr. 3
96 Louis ROSSI	FRA SAG Team	KALEX	254.8	Qualifying
8 Gino REA	GBR AGT REA Racing	SUTER	254.6	Free Practice Nr. 3
18 Nicolas TEROL	SPA Mapfre Aspar Team Moto2	SUTER	254.5	Qualifying
23 Marcel SCHROTTER	GER Tech 3	TECH 3	254.2	Qualifying
5 Johann ZARCO	FRA AirAsia Caterham	ERHAM SUTER	253.9	Qualifying
40 Maverick VIÑALES	SPA Paginas Amarillas HP 40	KALEX	253.8	Qualifying
14 Ratthapark WILAIROT	THA AirAsia Caterham	ERHAM SUTER	253.8	Qualifying
95 Anthony WEST	AUS QMMF Racing Team	SPEED UP	253.6	Free Practice Nr. 3
25 Azlan SHAH	MAL IDEMITSU Honda Team Asia	KALEX	253.4	Free Practice Nr. 3
94 Jonas FOLGER	GER AGR Team	KALEX	253.2	Free Practice Nr. 3
70 Robin MULHAUSER	SWI Technomag carXpert	SUTER	252.9	Free Practice Nr. 3
54 Mattia PASINI	ITA NGM Forward Racing	KALEX	252.8	Qualifying
19 Xavier SIMEON	BEL Federal Oil Gresini Moto2	SUTER	252.4	Free Practice Nr. 3
7 Lorenzo BALDASSARRI	ITA Gresini Moto2	SUTER	252.2	Qualifying
81 Jordi TORRES	SPA Mapfre Aspar Team Moto2	SUTER	251.6	Qualifying
10 Thitipong WAROKORN	THA APH PTT The Pizza SAG	KALEX	251.6	Qualifying
71 Tomoyoshi KOYAMA	JPN Teluru Team JiR Webike	NTS	250.9	Qualifying
4 Randy KRUMMENACHER	SWI Octo IodaRacing Team	SUTER	250.4	Qualifying
72 Yuki TAKAHASHI	JPN Moriwaki Racing	MORIWAKI	250.2	Qualifying
97 Roman RAMOS	SPA QMMF Racing Team	SPEED UP	249.8	Free Practice Nr. 3
84 Riccardo RUSSO	ITA Tasca Racing Moto2	SUTER	249.5	Qualifying
65 Chalermpol POLAMAI	THA Singha Eneos Yamaha Tech 3	TECH 3	248.7	Qualifying

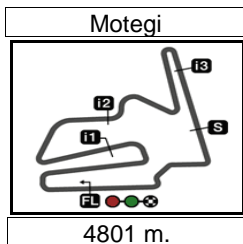
These data/results cannot be reproduced, stored and/or transmitted in whole or in part by any manner of electronic, mechanical, photocopying, recording, broadcasting or otherwise now known or herein after developed without the previous express consent by the copyright owner, except for reproduction in daily press and regular printed publications on sale to the public within 60 days of the event related to those data/results and always provided that copyright symbol appears together as follows below.

© DORNA, 2014

Official MotoGP Timing by TISSOT
www.motogp.com



Motegi, Saturday, October 11, 2014



Results and timing service provided by **TISSOT**

Moto2

MOTUL GRAND PRIX OF JAPAN

Qualifying

Best Partial Times

IT Ideal Lap Time, sum of the best partial times

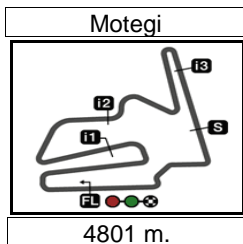
BT Best Lap Time

T1		T2		T3		T4				IT		BT	
Pos	Rider	Time	Rider	Time	Rider	Time	Rider	Time	Pos	Rider	IT	BT	
1	E.RABAT	28.542	E.RABAT	21.325	E.RABAT	30.172	T.LUTHI	30.502	1	E.RABAT	1'50.604	1'50.854	(1)
2	T.LUTHI	28.595	M.VIÑALES	21.326	T.LUTHI	30.191	E.RABAT	30.565	2	T.LUTHI	1'50.771	1'50.887	(2)
3	M.SCHROTTER	28.604	J.ZARCO	21.417	J.ZARCO	30.274	S.CORTESE	30.630	3	J.ZARCO	1'51.050	1'51.157	(3)
4	F.MORBIDELLI	28.613	T.LUTHI	21.483	J.TORRES	30.307	J.SIMON	30.696	4	M.VIÑALES	1'51.125	1'51.222	(4)
5	J.ZARCO	28.617	M.KALLIO	21.496	X.SIMEON	30.340	M.KALLIO	30.707	5	M.KALLIO	1'51.293	1'51.312	(5)
6	M.VIÑALES	28.622	A.PONS	21.500	M.SCHROTTER	30.361	T.NAKAGAMI	30.713	6	T.NAKAGAMI	1'51.317	1'51.317	(6)
7	D.AEGERTER	28.649	F.MORBIDELLI	21.501	A.PONS	30.361	M.VIÑALES	30.731	7	F.MORBIDELLI	1'51.321	1'51.524	(8)
8	J.SIMON	28.673	M.PASINI	21.501	T.NAKAGAMI	30.362	J.ZARCO	30.742	8	A.PONS	1'51.322	1'51.543	(9)
9	J.FOLGER	28.686	J.TORRES	21.512	S.LOWES	30.364	A.PONS	30.747	9	J.SIMON	1'51.349	1'51.454	(7)
10	M.KALLIO	28.695	T.NAKAGAMI	21.516	F.MORBIDELLI	30.388	R.CARDUS	30.758	10	S.CORTESE	1'51.358	1'51.558	(11)
11	A.PONS	28.714	S.LOWES	21.527	M.KALLIO	30.395	F.MORBIDELLI	30.819	11	J.TORRES	1'51.430	1'51.715	(14)
12	J.TORRES	28.720	R.CARDUS	21.528	D.AEGERTER	30.403	H.SYHRIN	30.821	12	M.SCHROTTE	1'51.457	1'51.555	(10)
13	T.NAKAGAMI	28.726	J.FOLGER	21.529	J.SIMON	30.411	X.SIMEON	30.825	13	X.SIMEON	1'51.467	1'51.653	(13)
14	S.LOWES	28.729	X.SIMEON	21.531	M.VIÑALES	30.446	L.SALOM	30.830	14	D.AEGERTER	1'51.538	1'51.758	(16)
15	M.PASINI	28.734	S.CORTESE	21.533	S.CORTESE	30.459	J.FOLGER	30.835	15	S.LOWES	1'51.576	1'51.646	(12)
16	S.CORTESE	28.736	M.SCHROTTER	21.569	H.SYHRIN	30.477	L.ROSSI	30.867	16	J.FOLGER	1'51.585	1'51.735	(15)
17	H.SYHRIN	28.766	J.SIMON	21.569	G.REA	30.513	G.REA	30.886	17	H.SYHRIN	1'51.707	1'51.761	(17)
18	X.SIMEON	28.771	D.AEGERTER	21.569	J.FOLGER	30.535	J.TORRES	30.891	18	M.PASINI	1'51.740	1'51.939	(19)
19	R.WILAIROT	28.803	L.ROSSI	21.582	L.BALDASSARRI	30.563	D.AEGERTER	30.917	19	R.CARDUS	1'51.790	1'51.836	(18)
20	Y.TAKAHASHI	28.900	G.REA	21.591	Y.TAKAHASHI	30.565	M.SCHROTTER	30.923	20	G.REA	1'51.957	1'52.307	(23)
21	R.CARDUS	28.904	H.SYHRIN	21.643	M.PASINI	30.570	M.PASINI	30.935	21	L.ROSSI	1'51.973	1'52.094	(20)
22	L.BALDASSARRI	28.906	R.WILAIROT	21.662	R.CARDUS	30.600	R.WILAIROT	30.952	22	R.WILAIROT	1'52.066	1'52.295	(22)
23	L.SALOM	28.913	L.SALOM	21.680	L.ROSSI	30.605	S.LOWES	30.956	23	Y.TAKAHASHI	1'52.151	1'52.377	(24)
24	L.ROSSI	28.919	Y.TAKAHASHI	21.689	R.WILAIROT	30.649	F.MARINO	30.994	24	L.SALOM	1'52.193	1'52.453	(25)

These data/results cannot be reproduced, stored and/or transmitted in whole or in part by any manner of electronic, mechanical, photocopying, recording, broadcasting or otherwise now known or herein after developed without the previous express consent by the copyright owner, except for reproduction in daily press and regular printed publications on sale to the public within 60 days of the event related to those data/results and always provided that copyright symbol appears together as follows below.
© DORNA, 2014

Official MotoGP Timing by **TISSOT**
www.motogp.com





Results and timing service provided by **TISSOT**

Moto2

MOTUL GRAND PRIX OF JAPAN Qualifying Best Partial Times

IT Ideal Lap Time, sum of the best partial times

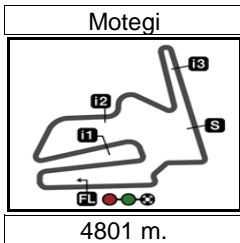
BT Best Lap Time

<i>T1</i>		<i>T2</i>		<i>T3</i>		<i>T4</i>				<i>IT</i>	<i>BT</i>	
<i>Pos</i>	<i>Rider</i>	<i>Time</i>	<i>Rider</i>	<i>Time</i>	<i>Rider</i>	<i>Time</i>	<i>Rider</i>	<i>Time</i>	<i>Pos</i>	<i>Rider</i>	<i>IT</i>	<i>BT</i>
25	G.REA	28.967	T.KOYAMA	21.700	T.KOYAMA	30.650	Y.TAKAHASHI	30.997	25	L.BALDASSAR	1'52.216	1'52.293 (21)
26	A.WEST	28.990	L.BALDASSARRI	21.721	N.TEROL	30.702	N.TEROL	31.012	26	F.MARINO	1'52.470	1'52.684 (28)
27	N.TEROL	29.003	F.MARINO	21.724	F.MARINO	30.726	L.BALDASSARRI	31.026	27	T.KOYAMA	1'52.540	1'52.646 (27)
28	F.MARINO	29.026	A.WEST	21.743	T.WAROKORN	30.756	R.MULHAUSER	31.056	28	N.TEROL	1'52.550	1'52.567 (26)
29	R.MULHAUSER	29.089	N.TEROL	21.833	L.SALOM	30.770	A.WEST	31.066	29	A.WEST	1'52.652	1'52.802 (29)
30	R.KRUMMENAC	29.090	R.KRUMMENAC	21.855	R.KRUMMENAC	30.807	T.KOYAMA	31.067	30	R.KRUMMENA	1'52.825	1'52.996 (30)
31	T.WAROKORN	29.103	R.RUSSO	21.873	R.MULHAUSER	30.817	R.KRUMMENAC	31.073	31	R.MULHAUSE	1'52.844	1'53.120 (31)
32	T.KOYAMA	29.123	A.SHAH	21.882	C.POLAMAI	30.852	T.WAROKORN	31.165	32	T.WAROKORN	1'52.939	1'53.151 (32)
33	R.RUSSO	29.200	R.MULHAUSER	21.882	A.WEST	30.853	A.SHAH	31.185	33	A.SHAH	1'53.264	1'53.401 (33)
34	A.SHAH	29.271	T.WAROKORN	21.915	A.SHAH	30.926	C.POLAMAI	31.211	34	C.POLAMAI	1'53.409	1'53.471 (34)
35	R.RAMOS	29.314	R.RAMOS	21.970	R.RAMOS	31.025	R.RUSSO	31.262	35	R.RUSSO	1'53.452	1'53.615 (35)
36	C.POLAMAI	29.364	C.POLAMAI	21.982	R.RUSSO	31.117	R.RAMOS	31.572	36	R.RAMOS	1'53.881	1'54.063 (36)

These data/results cannot be reproduced, stored and/or transmitted in whole or in part by any manner of electronic, mechanical, photocopying, recording, broadcasting or otherwise now known or herein after developed without the previous express consent by the copyright owner, except for reproduction in daily press and regular printed publications on sale to the public within 60 days of the event related to those data/results and always provided that copyright symbol appears together as follows below.
© DORNA, 2014

Official MotoGP Timing by **TISSOT**
www.motogp.com






Results and timing service provided by **TISSOT**

Moto2

MOTUL GRAND PRIX OF JAPAN

Qualifying

Fastest Laps Sequence

<i>Practice Time</i>	 <i>Rider</i>	<i>Nation</i>	<i>Motorcycle</i>	<i>Time</i>	<i>Km/h</i>	<i>Rider's Lap</i>
3'59.817	72 Yuki TAKAHASHI	JPN	MORIWAKI	1'54.864	150.4	2
4'01.898	81 Jordi TORRES	SPA	SUTER	1'53.471	152.3	2
4'40.009	54 Mattia PASINI	ITA	KALEX	1'53.422	152.3	2
4'45.405	36 Mika KALLIO	FIN	KALEX	1'52.822	153.1	2
5'05.668	53 Esteve RABAT	SPA	KALEX	1'52.180	154.0	2
6'22.717	12 Thomas LUTHI	SWI	SUTER	1'51.938	154.4	3
6'57.169	53 Esteve RABAT	SPA	KALEX	1'51.501	155.0	3
10'08.113	12 Thomas LUTHI	SWI	SUTER	1'51.399	155.1	5
10'40.729	53 Esteve RABAT	SPA	KALEX	1'51.326	155.2	5
16'16.722	53 Esteve RABAT	SPA	KALEX	1'51.107	155.5	8
17'33.328	12 Thomas LUTHI	SWI	SUTER	1'50.887	155.8	9
45'40.974	53 Esteve RABAT	SPA	KALEX	1'50.854	155.9	22

These data/results cannot be reproduced, stored and/or transmitted in whole or in part by any manner of electronic, mechanical, photocopying, recording, broadcasting or otherwise now known or herein after developed without the previous express consent by the copyright owner, except for reproduction in daily press and regular printed publications on sale to the public within 60 days of the event related to those data/results and always provided that copyright symbol appears together as follows below.

© DORNA, 2014

Official MotoGP Timing by **TISSOT**
www.motogp.com



Motegi, Saturday, October 11, 2014