

Results and timing service provided by TISSOT

Moto3

MOTUL GRAND PRIX OF JAPAN

Qualifying
Classification



		Rider	Nation	Team	Motorcycle	Time	Lap Total	Gap	Top Speed
1	52	Danny KENT	GBR	Red Bull Husqvarna Ajo	HUSQVARNA	1'56.555	14 15		213.3
2	23	Niccolò ANTONELLI	ITA	Junior Team GO&FUN Moto3	KTM	1'56.899	15 15	0.344 0.344	215.0
3	17	John MCPHEE	GBR	SaxoPrint-RTG	HONDA	1'56.907	14 15	0.352 0.008	219.8
4	44	Miguel OLIVEIRA	POR	Mahindra Racing	MAHINDRA	1'57.049	11 16	0.494 0.142	217.4
5	8	Jack MILLER	AUS	Red Bull KTM Ajo	KTM	1'57.081	11 14	0.526 0.032	215.7
6	32	Isaac VIÑALES	SPA	Calvo Team	KTM	1'57.100	14 14	0.545 0.019	214.1
7	12	Alex MARQUEZ	SPA	Estrella Galicia 0,0	HONDA	1'57.114	15 15	0.559 0.014	217.3
8	41	Brad BINDER	RSA	Ambrogio Racing	MAHINDRA	1'57.170	13 15	0.615 0.056	217.8
9	42	Alex RINS	SPA	Estrella Galicia 0,0	HONDA	1'57.212	12 13	0.657 0.042	212.3
10	58	Juanfran GUEVARA	SPA	Mapfre Aspar Team Moto3	KALEX KTM	1'57.230	14 16	0.675 0.018	221.6
11	31	Niklas AJO	FIN	Avant Tecno Husqvarna Ajo	HUSQVARNA	1'57.234	12 13	0.679 0.004	215.0
12	19	Alessandro TONUCCI	ITA	CIP	MAHINDRA	1'57.374	12 15	0.819 0.140	215.5
13	84	Jakub KORNFEIL	CZE	Calvo Team	KTM	1'57.429	16 16	0.874 0.055	217.6
14	7	Efren VAZQUEZ	SPA	SaxoPrint-RTG	HONDA	1'57.479	3 13	0.924 0.050	218.9
15	33	Enea BASTIANINI	ITA	Junior Team GO&FUN Moto3	KTM	1'57.533	14 14	0.978 0.054	213.9
16	99	Jorge NAVARRO	SPA	Marc VDS Racing Team	KALEX KTM	1'57.743	10 16	1.188 0.210	213.6
17	5	Romano FENATI	ITA	SKY Racing Team VR46	KTM	1'57.849	10 16	1.294 0.106	214.0
18	21	Francesco BAGNAIA	ITA	SKY Racing Team VR46	KTM	1'57.911	15 15	1.356 0.062	215.5
19	63	Zulfahmi KHAIRUDDIN	MAL	Ongetta-AirAsia	HONDA	1'57.967	14 14	1.412 0.056	215.4
20	10	Alexis MASBOU	FRA	Ongetta-Rivacold	HONDA	1'57.967	11 13	1.412	217.3
21	57	Eric GRANADO	BRA	Calvo Team	KTM	1'58.121	15 15	1.566 0.154	211.7
22	16	Andrea MIGNO	ITA	Mahindra Racing	MAHINDRA	1'58.149	10 15	1.594 0.028	216.3
23	98	Karel HANIKA	CZE	Red Bull KTM Ajo	KTM	1'58.184	12 13	1.629 0.035	213.8
24	3	Matteo FERRARI	ITA	San Carlo Team Italia	MAHINDRA	1'58.246	14 14	1.691 0.062	214.2
25	43	Luca GRÜNWALD	GER	Kiefer Racing	KALEX KTM	1'58.252	14 15	1.697 0.006	215.0
26	83	Hikari OKUBO	JPN	Hot Racing with I-Factory	HONDA	1'58.364	17 17	1.809 0.112	215.6
27	95	Jules DANILO	FRA	Ambrogio Racing	MAHINDRA	1'58.674	14 15	2.119 0.310	215.8
28	13	Jasper IWEMA	NED	CIP	MAHINDRA	1'58.676	15 17	2.121 0.002	216.9
29	38	Hafiq AZMI	MAL	SIC-AJO	KTM	1'59.032	10 11	2.477 0.356	213.5
30	9	Scott DEROUE	NED	RW Racing GP	KALEX KTM	1'59.289	15 15	2.734 0.257	218.3
31	81	Sena YAMADA	JPN	Liberto Plusone & Endurance	HONDA	1'59.361	12 16	2.806 0.072	213.0
32	55	Andrea LOCATELLI	ITA	San Carlo Team Italia	MAHINDRA	1'59.478	15 15	2.923 0.117	212.8
33	65	Philipp OETTL	GER	Interwetten Paddock Moto3	KALEX KTM	1'59.890	13 15	3.335 0.412	214.7
34	4	Gabriel RAMOS	VEN	Kiefer Racing	KALEX KTM	2'00.257	13 17	3.702 0.367	207.8

Practice condition: Dry

Air: 24°

Humidity: 41%

Ground: 39°

Fastest Lap:	Lap: 14	Danny KENT	1'56.555	148.2 Km/h
Circuit Record Lap:	2013	Alex MARQUEZ	1'58.380	146.0 Km/h
Circuit Best Lap:	2014	Danny KENT	1'56.555	148.2 Km/h

The results are provisional until the end of the limit for protest and appeals.

Time limit for protest expires 30' after publication of the results - Mr. Time:

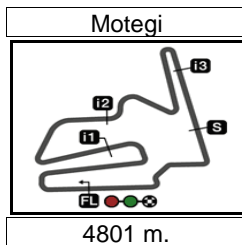
These data/results cannot be reproduced, stored and/or transmitted in whole or in part by any manner of electronic, mechanical, photocopying, recording, broadcasting or otherwise now known or herein after developed without the previous express consent by the copyright owner, except for reproduction in daily press and regular printed publications on sale to the public within 60 days of the event related to those data/results and always provided that copyright symbol appears together as follows below.

© DORNA, 2014

Official MotoGP Timing by TISSOT
www.motogp.com

Motegi, Saturday, October 11, 2014





Results and timing service provided by TISSOT

Moto3

MOTUL GRAND PRIX OF JAPAN

Qualifying

Top Speed & Average

21A



Rider	Nation	Motorcycle	Top 5 speeds					Average	Top
58 Juanfran GUEVARA	SPA	KALEX KTM	221.6	218.4	218.3	218.0	217.9	218.8	221.6
17 John MCPHEE	GBR	HONDA	219.8	219.3	218.8	216.9	216.4	218.2	219.8
7 Efen VAZQUEZ	SPA	HONDA	218.9	218.8	217.7	216.3	216.2	217.6	218.9
9 Scott DERQUE	NED	KALEX KTM	218.3	214.1	212.6	212.4	211.5	213.8	218.3
41 Brad BINDER	RSA	MAHINDRA	217.8	217.1	216.3	213.0	212.5	215.3	217.8
84 Jakub KORNFEIL	CZE	KTM	217.6	217.0	215.1	213.7	213.6	215.4	217.6
44 Miguel OLIVEIRA	POR	MAHINDRA	217.4	216.3	213.8	213.7	213.5	214.9	217.4
10 Alexis MASBOU	FRA	HONDA	217.3	215.5	214.1	213.1	212.7	214.5	217.3
12 Alex MARQUEZ	SPA	HONDA	217.3	214.6	214.5	214.2	214.1	214.9	217.3
13 Jasper IWEMA	NED	MAHINDRA	216.9	215.6	213.8	213.6	213.5	214.7	216.9
16 Andrea MIGNO	ITA	MAHINDRA	216.3	214.1	213.9	213.7	212.6	214.1	216.3
95 Jules DANILLO	FRA	MAHINDRA	215.8	215.2	215.0	214.1	213.9	214.8	215.8
8 Jack MILLER	AUS	KTM	215.7	212.1	211.5	211.0	210.6	212.2	215.7
83 Hikari OKUBO	JPN	HONDA	215.6	214.1	213.4	213.4	212.8	213.9	215.6
19 Alessandro TONUCCI	ITA	MAHINDRA	215.5	215.2	214.9	212.1	212.0	213.9	215.5
21 Francesco BAGNAIA	ITA	KTM	215.5	213.8	213.4	212.7	212.3	213.5	215.5
63 Zufahmi KHAIRUDDIN	MAL	HONDA	215.4	213.9	213.8	213.5	213.2	214.0	215.4
23 Niccolò ANTONELLI	ITA	KTM	215.0	214.8	214.8	214.0	213.9	214.5	215.0
31 Niklas AJO	FIN	HUSQVARNA	215.0	213.6	213.3	212.5	211.2	213.1	215.0
43 Luca GRÜNWARD	GER	KALEX KTM	215.0	214.2	213.6	213.5	213.4	213.9	215.0
65 Philipp OETTL	GER	KALEX KTM	214.7	214.4	214.0	212.0	212.0	213.4	214.7
3 Matteo FERRARI	ITA	MAHINDRA	214.2	214.0	213.3	212.0	211.8	213.1	214.2
32 Isaac VIÑALES	SPA	KTM	214.1	212.8	211.1	210.8	210.4	211.8	214.1
5 Romano FENATI	ITA	KTM	214.0	213.6	213.4	211.0	210.8	212.6	214.0
33 Enea BASTIANINI	ITA	KTM	213.9	213.4	212.4	211.7	211.4	212.6	213.9
98 Karel HANIKA	CZE	KTM	213.8	212.8	211.3	210.5	210.0	211.7	213.8
99 Jorge NAVARRO	SPA	KALEX KTM	213.6	213.1	212.3	212.1	211.1	212.4	213.6
38 Hafiq AZMI	MAL	KTM	213.5	212.9	212.6	212.4	212.0	212.7	213.5
52 Danny KENT	GBR	HUSQVARNA	213.3	213.2	211.6	211.1	211.0	212.0	213.3
81 Sena YAMADA	JPN	HONDA	213.0	212.0	211.9	211.2	210.7	211.8	213.0
55 Andrea LOCATELLI	ITA	MAHINDRA	212.8	210.4	210.4	209.5	208.8	210.4	212.8
42 Alex RINS	SPA	HONDA	212.3	211.8	211.7	211.4	211.2	211.6	212.3
57 Eric GRANADO	BRA	KTM	211.7	211.0	211.0	210.0	209.9	210.7	211.7
4 Gabriel RAMOS	VEN	KALEX KTM	207.8	207.8	207.8	207.6	207.2	207.6	207.8

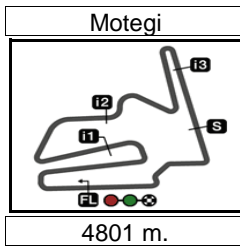
These data/results cannot be reproduced, stored and/or transmitted in whole or in part by any manner of electronic, mechanical, photocopying, recording, broadcasting or otherwise now known or herein after developed without the previous express consent by the copyright owner, except for reproduction in daily press and regular printed publications on sale to the public within 60 days of the event related to those data/results and always provided that copyright symbol appears together as follows below.

© DORNA, 2014

Official MotoGP Timing by TISSOT
www.motogp.com



Motegi, Saturday, October 11, 2014



MOTUL GRAND PRIX OF JAPAN

Qualifying

Chronological Analysis of Performances



P Crossing the finish line in pit lane		T1 Time from finish line to 1st intermediate		T2 Time from 1st intermed. to 2nd intermed.		T3 Time from 2nd intermed. to 3rd intermed.		T4 Time from 3rd intermediate to finish line						
Lap	Lap Time	T1	T2	T3	T4	Speed	Lap	Lap Time	T1	T2	T3	T4	Speed	
1st	52	Danny KENT		Red Bull Husqvarna A		GBR		15	1'57.648	30.060	23.021	31.410	33.157	219.3
		Runs=3	Total laps=15	Full laps=10				4th	44	Miguel OLIVEIRA		Mahindra Racing		POR
										Runs=4	Total laps=16	Full laps=10		
1	2'54.432	1'20.256	23.339	36.601	34.236	196.1	1	2'45.792	1'12.998	23.746	32.391	36.657	208.7	
2	1'58.772	30.311	23.035	31.779	33.647	210.4	2	1'58.392	30.231	23.055	31.757	33.349	216.3	
3	1'58.343	30.205	23.020	31.614	33.504	211.0	3	1'58.059	30.181	23.035	31.549	33.294	213.5	
4	5'29.687 P	31.671	23.394	33.448	4'01.174	187.7	4	1'58.041	30.126	22.888	31.763	33.264	210.5	
5	2'03.689	32.949	23.812	32.692	34.236	198.1	5	2'06.003	32.356	27.820	32.121	33.706	212.3	
6	1'57.800	30.009	22.950	31.535	33.306	209.2	6	5'14.312 P	30.310	23.088	31.687	3'49.227	210.8	
7	1'57.635	30.002	22.995	31.352	33.286	210.2	7	2'03.756	34.270	23.315	31.950	34.221	205.2	
8	2'04.040	31.002	23.835	35.718	33.485	210.5	8	1'57.876	30.107	22.927	31.458	33.384	213.7	
9	1'57.764	30.013	22.958	31.477	33.316	210.8	9	1'57.382	29.916	22.860	31.419	33.187	211.6	
10	1'57.945	30.041	22.963	31.555	33.386	211.1	10	1'57.318	29.869	22.818	31.414	33.217	213.8	
11	7'38.650 P	31.725	23.994	32.469	6'10.462	208.2	11	1'57.049	29.883	22.788	31.312	33.066	217.4	
12	2'11.990	39.597	24.420	32.644	35.329	210.1	12	6'09.612 P	29.886	22.810	31.554	4'45.362	211.7	
13	1'56.770	29.881	22.697	31.146	33.046	213.3	13	2'40.306 P	40.865	23.168	38.438	57.835	174.5	
14	1'56.555	29.724	22.626	31.159	33.046	213.2	14	2'00.708	33.126	22.927	31.484	33.171	212.7	
15	2'01.424	30.716	24.973	32.328	33.407	211.6	15	1'57.345	29.934	22.865	31.273	33.273	212.9	
							16	1'58.072	30.002	22.854	31.425	33.791	213.0	
2nd	23	Niccolò ANTONELL		Junior Team GO&FU		ITA		5th	8	Jack MILLER		Red Bull KTM Ajo		AUS
		Runs=3	Total laps=15	Full laps=10						Runs=4	Total laps=14	Full laps=7		
1	2'41.945	59.721	24.913	36.111	41.200	192.5	1	2'50.430	1'11.216	24.501	38.592	36.121	189.8	
2	1'57.908	30.261	22.888	31.634	33.125	214.0	2	1'58.518	30.061	22.874	31.945	33.638	210.6	
3	1'57.320	29.970	22.721	31.645	32.984	211.9	3	1'58.001	29.984	22.811	31.845	33.361	211.5	
4	2'01.377	33.688	22.989	31.534	33.166	214.8	4	5'03.068 P	30.017	23.788	32.352	3'36.911	215.7	
5	1'57.369	29.926	22.757	31.563	33.123	210.8	5	2'02.839	34.136	23.371	32.003	33.329	209.3	
6	7'37.131 P	33.878	23.664	31.873	6'07.716	208.0	6	7'57.199 P	29.890	50.750	36.855	5'59.704	173.4	
7	2'17.215	34.860	28.389	36.294	37.672	137.9	7	2'04.118	33.411	23.298	31.654	35.755	209.7	
8	1'57.723	30.101	22.767	31.611	33.244	214.8	8	1'57.942	29.860	22.927	31.319	33.836	209.5	
9	1'58.387	29.979	22.771	32.255	33.382	213.6	9	5'08.127 P	30.369	24.307	32.613	3'40.838	210.0	
10	1'58.001	30.197	22.997	31.582	33.225	212.1	10	2'02.206	33.175	23.212	32.243	33.576	209.4	
11	5'51.537 P	30.632	23.354	31.672	4'25.879	211.5	11	1'57.081	29.801	22.784	31.331	33.165	210.2	
12	2'13.770	33.015	22.942	35.274	42.539	170.6	12	1'57.589	29.815	22.839	31.341	33.594	210.4	
13	1'57.412	30.112	22.679	31.441	33.180	215.0	13	2'04.500	34.320	24.740	31.926	33.514	211.0	
14	2'09.939	33.763	24.746	34.209	37.221	162.6	14	1'57.533	30.015	22.771	31.539	33.208	212.1	
15	1'56.899	29.889	22.616	31.454	32.940	213.9								
3rd	17	John MCPHEE		SaxoPrint-RTG		GBR		6th	32	Isaac VIÑALES		Calvo Team		SPA
		Runs=3	Total laps=15	Full laps=10						Runs=3	Total laps=14	Full laps=9		
1	2'46.938	1'05.179	26.695	36.298	38.766	194.9	1	2'55.841	1'16.018	23.549	39.275	36.999	165.1	
2	1'58.667	30.511	23.181	31.509	33.466	216.4	2	1'58.745	30.349	23.123	31.607	33.666	211.1	
3	1'57.828	30.077	22.918	31.619	33.214	219.8	3	1'58.098	30.138	22.945	31.608	33.407	210.2	
4	1'57.874	29.983	22.898	31.557	33.436	213.3	4	2'01.435	30.416	23.238	33.770	34.011	206.9	
5	2'05.319	31.821	23.969	32.725	36.804	180.8	5	5'59.992 P	30.543	23.159	31.934	4'34.356	207.5	
6	6'52.159 P	30.259	23.071	31.648	5'27.181	216.9	6	2'03.881	34.953	23.419	31.822	33.687	207.8	
7	2'26.741	39.513	27.422	41.909	37.897	145.3	7	1'58.075	30.262	22.921	31.532	33.360	210.4	
8	1'58.544	30.307	23.024	31.628	33.585	214.8	8	1'57.738	30.020	22.861	31.447	33.410	210.1	
9	2'00.645	30.279	23.623	32.843	33.900	212.5	9	1'58.040	30.177	22.954	31.526	33.383	209.9	
10	1'58.475	30.197	23.047	31.509	33.722	212.0	10	8'55.424 P	30.121	22.997	31.663	7'30.643	207.0	
11	5'37.765 P	30.466	23.173	32.159	4'11.967	209.5	11	2'20.280	38.415	27.762	31.836	42.267	164.7	
12	2'21.814	34.468	25.624	38.209	43.513	152.1	12	1'57.689	30.175	22.793	31.498	33.223	210.8	
13	2'05.751	30.588	23.392	32.328	39.443	129.2								
14	1'56.907	29.776	22.781	31.311	33.039	218.8								

Fastest Lap: Danny KENT Red Bull Husqvarna A GBR **1'56.555** 29.724 22.626 31.159 33.046

These data/results cannot be reproduced, stored and/or transmitted in whole or in part by any manner of electronic, mechanical, photocopying, recording, broadcasting or otherwise now known or herein after developed without the previous express consent by the copyright owner, except for reproduction in daily press and regular printed publications on sale to the public within 60 days of the event related to those data/results and always provided that copyright symbol appears together as follows below.
© DORNA, 2014



Qualifying

Moto3

Lap	Lap Time	T1	T2	T3	T4	Speed	Lap	Lap Time	T1	T2	T3	T4	Speed
13	2'00.952	29.902	23.715	34.050	33.285	212.8	7	1'57.951	30.002	23.064	31.487	33.398	213.8
14	1'57.100	29.928	22.706	31.383	33.083	214.1	8	2'09.685	30.183	23.068	38.688	37.746	185.2
7th 12 Alex MARQUEZ Estrella Galicia 0,0 SPA							11th 31 Niklas AJO Avant Tecno Husqvar FIN						
Runs=3 Total laps=15 Full laps=10							Runs=3 Total laps=13 Full laps=8						
1	2'38.114	57.753	24.297	35.656	40.408	208.0	1	3'02.863	1'30.481	23.594	34.717	34.071	205.9
2	1'58.598	30.411	23.105	31.752	33.330	214.5	2	1'58.302	30.244	23.237	31.611	33.210	211.2
3	2'11.523	30.203	24.154	35.796	41.370	178.3	3	1'58.014	30.071	22.971	31.495	33.477	208.2
4	1'57.986	30.078	22.938	31.707	33.263	212.2	4	5'33.495 P	30.306	23.153	31.770	4'08.266	208.4
5	1'57.954	30.144	23.011	31.611	33.188	214.6	5	2'12.998	32.933	23.433	32.021	44.611	100.6
6	5'09.608 P	30.394	23.076	31.813	3'44.325	212.0	6	1'57.808	30.184	23.032	31.382	33.210	210.1
7	2'07.632	35.412	23.493	32.115	36.612	188.2	7	2'12.888	30.125	23.001	31.511	48.251	206.7
8	1'57.460	30.083	22.919	31.370	33.088	214.1	8	1'57.469	29.847	22.868	31.696	33.058	212.5
9	1'57.576	29.840	22.827	31.275	33.634	213.5	9	10'37.064 P	31.473	23.244	31.829	9'10.518	209.4
10	2'01.197	31.436	24.957	31.399	33.405	214.2	10	2'36.735	39.738	24.422	43.427	49.148	114.3
11	7'41.812 P	29.835	22.846	31.373	6'17.758	213.2	11	1'57.753	30.194	22.939	31.579	33.041	213.6
12	2'24.198	42.334	25.174	33.986	42.704	154.2	12	1'57.234	29.894	22.859	31.491	32.990	215.0
13	2'04.500	30.002	23.018	36.048	35.432	196.1	13	1'58.059	29.978	22.977	31.662	33.442	213.3
14	1'57.223	29.872	22.817	31.327	33.207	217.3	12th 19 Alessandro TONUC CIP ITA						
15	1'57.114	29.845	22.808	31.352	33.109	213.1	Runs=3 Total laps=15 Full laps=10						
8th 41 Brad BINDER Ambrogio Racing RSA							13th 84 Jakub KORNFEIL Calvo Team CZE						
Runs=3 Total laps=15 Full laps=10							Runs=3 Total laps=16 Full laps=11						
1	2'38.416	50.620	25.105	40.504	42.187	184.4	1	2'26.901	56.375	23.801	32.857	33.868	210.9
2	1'58.468	30.303	22.989	31.760	33.416	217.1	2	1'58.609	30.433	22.958	31.881	33.337	212.9
3	2'07.430	31.523	23.477	38.897	33.533	211.3	3	1'58.806	30.080	22.947	32.301	33.478	212.1
4	1'58.191	30.230	22.935	31.531	33.495	216.3	4	1'58.469	30.188	23.035	31.802	33.444	210.1
5	8'00.031 P	30.230	23.078	34.873	6'31.850	194.1	5	2'17.690	32.977	31.784	35.663	37.266	183.7
6	2'55.620	43.592	28.089	54.493	49.446	106.0	6	5'14.744 P	30.790	23.264	33.829	3'46.861	215.1
7	1'58.784	30.342	23.014	31.728	33.700	211.0	7	2'03.835	34.268	23.546	32.180	33.841	211.9
8	2'17.888	45.188	25.033	31.819	35.848	211.9	8	1'58.391	30.300	22.890	31.617	33.584	212.8
9	1'58.141	30.252	22.934	31.630	33.325	210.9	9	1'59.485	30.250	22.879	31.610	34.746	212.8
10	5'10.150 P	30.089	23.008	31.770	3'45.283	179.4	10	2'03.170	30.240	23.024	31.816	38.090	206.7
11	2'01.909	33.358	23.075	32.028	33.448	212.0	11	1'57.711	30.165	22.789	31.472	33.285	213.6
12	1'57.239	29.972	22.692	31.443	33.132	211.4	12	5'45.982 P	30.409	23.206	32.521	4'19.846	211.6
13	1'57.170	29.776	22.600	31.466	33.328	213.0	13	2'22.000	43.002	24.608	32.168	42.222	164.1
14	2'00.549	30.100	25.414	31.682	33.353	212.5	14	2'02.042	30.228	22.852	31.575	37.387	213.7
15	1'57.362	29.851	22.822	31.546	33.143	217.8	15	1'57.577	29.914	22.712	31.446	33.505	217.0
9th 42 Alex RINS Estrella Galicia 0,0 SPA							16th 1'57.429 30.175 22.733 31.356 33.165 217.6						
Runs=3 Total laps=13 Full laps=8													
1	3'03.462	1'30.217	23.754	35.544	33.947	208.3	10th 58 Juanfran GUEVARA Mapfre Aspar Team M SPA						
2	1'57.622	29.984	22.859	31.417	33.362	210.7	Runs=3 Total laps=16 Full laps=11						
3	13'13.525 P	30.067	22.870	54.633	11'25.955	100.6	1	2'39.475	57.414	25.198	37.034	39.829	210.4
4	2'06.164	35.361	24.171	32.890	33.742	209.3	2	2'00.148	30.724	23.428	32.203	33.793	218.0
5	1'57.783	30.010	22.882	31.680	33.211	211.2	3	1'58.854	30.397	23.036	31.904	33.517	217.7
6	1'57.418	29.957	22.822	31.398	33.241	211.8	4	1'58.672	30.330	22.972	31.854	33.516	217.9
7	1'57.593	29.946	22.849	31.435	33.363	211.2	5	5'13.660 P	38.286	25.972	32.581	3'36.821	214.0
8	1'57.632	29.992	22.813	31.491	33.336	211.4	6	2'05.032	34.427	24.744	32.159	33.702	212.7
9	1'57.719	30.050	22.861	31.602	33.206	210.0							
10	4'17.344 P	32.195	23.709	32.497	2'48.943	205.4							
11	2'11.605	36.107	23.446	31.977	40.075	211.0							
12	1'57.212	29.842	22.821	31.415	33.134	212.3							
13	1'57.549	30.055	22.875	31.420	33.199	211.7							

Fastest Lap: Danny KENT Red Bull Husqvarna A GBR 1'56.555 29.724 22.626 31.159 33.046

These data/results cannot be reproduced, stored and/or transmitted in whole or in part by any manner of electronic, mechanical, photocopying, recording, broadcasting or otherwise now known or herein after developed without the previous express consent by the copyright owner, except for reproduction in daily press and regular printed publications on sale to the public within 60 days of the event related to those data/results and always provided that copyright symbol appears together as follows below.
© DORNA, 2014



Qualifying

Moto3

Lap	Lap Time	T1	T2	T3	T4	Speed	Lap	Lap Time	T1	T2	T3	T4	Speed	
14th	7	Efren VAZQUEZ SaxoPrint-RTG SPA						9	2'05.033	34.602	24.966	31.889	33.576	214.0
		Runs=4	Total laps=13	Full laps=7			10	1'57.849	30.084	22.964	31.513	33.288	213.6	
							11	1'58.175	30.013	23.136	31.524	33.502	209.1	
1	2'47.220	1'00.097	24.195	38.950	43.978	199.0	12	3'41.383 P	31.461	23.864	32.625	2'13.433	175.8	
2	1'58.105	30.271	22.888	31.506	33.440	215.1	13	2'23.832	41.003	23.179	32.815	46.835	147.9	
3	1'57.479	30.121	22.850	31.457	33.051	216.3	14	1'58.009	30.020	22.912	31.468	33.609	210.8	
4	10'58.141 P	30.549	26.946	33.153	9'27.493	218.8	15	2'03.032	32.862	23.432	32.543	34.195	210.4	
5	2'25.244	43.971	24.677	38.594	38.002	199.1	16	1'58.472	30.286	23.017	31.633	33.536	213.4	
6	1'57.955	30.371	22.943	31.534	33.107	217.7	18th 21 Francesco BAGNAI SKY Racing Team V ITA							
7	2'02.159	30.874	23.537	31.987	35.761	151.3		Runs=3	Total laps=15	Full laps=10				
8	1'57.954	30.296	22.898	31.456	33.304	218.9	1	3'03.666	1'15.147	25.840	43.650	39.029	130.9	
9	6'00.864 P	32.580	23.955	32.756	4'31.573	204.2	2	1'59.159	30.462	23.203	31.774	33.720	211.4	
10	2'39.547 P	41.386	23.379	39.611	55.171	183.2	3	1'59.102	30.510	23.203	31.753	33.636	209.7	
11	2'16.117	33.973	22.994	31.790	47.360	213.4	4	1'59.315	30.485	23.210	31.830	33.790	209.5	
12	1'57.576	30.038	22.997	31.379	33.162	216.2	5	6'52.181 P	31.568	24.447	32.793	5'23.373	197.1	
13	1'57.883	30.170	22.954	31.444	33.315	214.0	6	2'06.713	35.959	23.451	32.034	35.269	207.1	
15th 33 Enea BASTIANINI Junior Team GO&FU ITA							7	1'58.172	30.383	23.140	31.427	33.222	212.7	
		Runs=3	Total laps=14	Full laps=9			8	1'58.132	30.325	23.065	31.424	33.318	215.5	
1	2'37.289	1'02.379	24.262	33.338	37.310	201.1	9	1'59.237	30.348	23.647	31.773	33.469	213.4	
2	1'59.073	30.556	23.228	31.775	33.514	209.5	10	1'58.512	30.299	23.153	31.641	33.419	212.3	
3	2'01.805	30.831	25.069	32.477	33.428	211.7	11	5'46.060 P	30.104	23.033	31.528	4'21.395	210.7	
4	1'58.547	30.305	22.973	31.792	33.477	209.3	12	2'19.204	34.571	27.887	36.854	39.892	162.6	
5	2'00.893	32.332	23.073	31.839	33.649	211.4	13	2'04.980	33.408	23.668	32.070	35.834	209.6	
6	12'08.476 P	30.522	23.122	31.921	10'42.911	207.9	14	1'58.038	30.185	23.116	31.526	33.211	213.8	
7	2'10.413	37.939	24.421	34.451	33.602	209.4	15	1'57.911	29.956	22.928	31.570	33.457	209.3	
8	1'58.322	30.382	22.973	31.547	33.420	209.8	19th 63 Zulfahmi KHAIRUD Ongetta-AirAsia MAL							
9	1'57.855	30.170	22.844	31.513	33.328	209.5		Runs=3	Total laps=14	Full laps=9				
10	1'57.941	30.033	22.960	31.439	33.509	209.6	1	2'49.756	1'10.711	23.993	38.047	37.005	184.2	
11	3'37.047 P	31.461	23.610	31.998	2'09.978	204.3	2	1'59.961	30.450	23.097	32.387	34.027	209.3	
12	2'10.232	33.190	23.398	34.475	39.169	212.4	3	1'58.202	30.082	22.885	31.702	33.533	213.8	
13	1'57.671	30.261	22.780	31.448	33.182	213.9	4	7'13.795 P	30.312	23.990	32.420	5'47.073	213.2	
14	1'57.533	30.161	22.748	31.408	33.216	213.4	5	2'26.236	44.130	29.117	34.240	38.749	182.5	
16th 99 Jorge NAVARRO Marc VDS Racing Tea SPA							6	2'02.871	30.429	22.976	34.054	35.412	191.9	
		Runs=3	Total laps=16	Full laps=11			7	1'58.564	30.282	23.233	31.555	33.494	212.8	
1	2'24.438	51.904	25.064	33.530	33.940	208.0	8	1'58.324	30.146	23.045	31.825	33.308	212.5	
2	1'59.334	30.436	23.332	32.002	33.564	210.1	9	1'58.255	30.120	22.844	31.663	33.628	211.1	
3	1'58.865	30.573	23.103	31.740	33.449	209.8	10	1'59.666	31.700	22.994	31.699	33.273	213.5	
4	2'00.577	30.501	24.772	31.853	33.451	210.2	11	1'58.113	30.104	22.861	31.702	33.446	213.9	
5	1'59.188	30.521	23.225	31.897	33.545	208.6	12	4'53.018 P	30.946	23.407	32.123	3'26.542	208.6	
6	1'59.407	30.554	23.286	31.938	33.629	208.2	13	2'50.056	44.805	28.202	43.242	53.807	86.7	
7	5'19.753 P	30.853	23.762	32.625	3'52.513	208.3	14	1'57.967	30.289	23.006	31.386	33.286	215.4	
8	2'21.071	43.953	24.569	36.373	36.176	185.2	20th 10 Alexis MASBOU Ongetta-Rivacold FRA							
9	1'57.859	30.236	22.969	31.426	33.228	212.3		Runs=3	Total laps=14	Full laps=8				
10	1'57.743	30.117	22.896	31.579	33.151	213.6	1	2'47.966	55.114	24.574	41.701	46.577	196.2	
11	6'13.305 P	30.078	22.975	31.643	4'48.609	212.1	2	1'59.270	30.585	23.159	31.956	33.570	212.7	
12	2'14.429	36.038	25.846	35.048	37.497	145.6	3	1'58.627	30.290	23.157	31.710	33.470	212.2	
13	1'57.916	30.233	22.879	31.554	33.250	211.1	4	1'58.448	30.301	23.030	31.703	33.414	213.1	
14	2'14.664	35.528	23.464	31.527	44.145	192.6	5	8'13.393 P	30.291	23.150	32.483	6'47.469	191.0	
15	1'58.431	30.316	22.799	31.689	33.627	213.1	6	2'41.751	34.029	23.753	54.562	49.407	93.8	
16	1'58.367	30.335	22.904	31.635	33.493	210.8	7	1'58.282	30.373	22.949	31.781	33.179	215.5	
17th 5 Romano FENATI SKY Racing Team V ITA							8	1'58.122	30.049	23.087	31.605	33.381	214.1	
		Runs=4	Total laps=16	Full laps=9			9	4'47.425 P	30.732	27.468	32.554	3'16.671	205.2	
1	3'11.110	1'41.286	24.022	31.975	33.827	207.5	10	2'04.082	33.883	23.584	31.957	34.658	170.4	
2	1'59.375	30.507	23.178	31.948	33.742	208.5	11	1'57.967	30.306	23.077	31.388	33.196	211.7	
3	1'59.344	30.465	23.269	31.982	33.628	208.5	12	2'05.681	30.788	23.484	32.480	38.929	179.9	
4	4'23.856 P	31.613	24.276	32.859	2'55.108	190.7	13	2'07.395	31.597	23.350	32.078	40.370	205.7	
5	2'19.839	46.020	28.414	32.022	33.383	211.0	unfinished 30.093 22.806 31.327 217.3							
6	1'59.445	30.076	24.291	31.578	33.500	208.4								
7	1'58.794	30.336	23.152	31.692	33.614	207.9								
8	4'30.079 P	32.731	25.916	36.552	2'54.880	161.9								

Fastest Lap: Danny KENT Red Bull Husqvarna A GBR **1'56.555** 29.724 22.626 31.159 33.046

These data/results cannot be reproduced, stored and/or transmitted in whole or in part by any manner of electronic, mechanical, photocopying, recording, broadcasting or otherwise now known or herein after developed without the previous express consent by the copyright owner, except for reproduction in daily press and regular printed publications on sale to the public within 60 days of the event related to those data/results and always provided that copyright symbol appears together as follows below.
© DORNA, 2014



Qualifying

Moto3

Lap	Lap Time	T1	T2	T3	T4	Speed	Lap	Lap Time	T1	T2	T3	T4	Speed				
21st	57	Eric GRANADO				Calvo Team	BRA	9	1'59.243	30.373	23.113	32.088	33.669	211.6			
		Runs=3	Total laps=15	Full laps=10			10	1'59.126	30.329	23.174	31.783	33.840	207.4				
1	2'25.422	39.974	30.220	40.726	34.502	203.9	11	1'59.347	30.351	23.215	31.886	33.895	208.3				
2	1'59.676	30.751	23.308	31.903	33.714	206.1	12	4'22.260 P	30.372	23.341	31.912	2'56.635	207.7				
3	1'59.995	30.701	23.137	32.240	33.917	211.7	13	2'30.473	41.295	26.153	33.338	49.687	98.6				
4	1'59.814	30.610	23.271	32.180	33.753	210.0	14	1'58.246	30.315	22.975	31.492	33.464	213.3				
5	6'14.223 P	30.707	23.537	35.018	4'44.961	175.2	unfinished						32.784	25.030	34.958	185.1	
6	2'10.566	40.829	23.789	31.992	33.956	204.3								32.784	25.030	34.958	185.1
7	1'59.023	30.443	23.251	31.768	33.561	208.8								32.784	25.030	34.958	185.1
8	1'59.338	30.647	23.260	31.734	33.697	207.2								32.784	25.030	34.958	185.1
9	1'59.280	30.401	23.294	31.963	33.622	209.0								32.784	25.030	34.958	185.1
10	1'59.204	30.392	23.269	31.782	33.761	209.9								32.784	25.030	34.958	185.1
11	6'36.564 P	31.004	23.735	32.027	5'09.798	205.6								32.784	25.030	34.958	185.1
12	2'37.918	39.405	33.812	40.526	44.175	129.1								32.784	25.030	34.958	185.1
13	2'03.677	30.720	25.776	33.212	33.969	206.8								32.784	25.030	34.958	185.1
14	1'58.269	30.080	23.187	31.540	33.462	211.0								32.784	25.030	34.958	185.1
15	1'58.121	30.241	22.982	31.551	33.347	211.0								32.784	25.030	34.958	185.1
22nd	16	Andrea MIGNO				Mahindra Racing	ITA	9	1'59.750	30.459	23.180	31.999	34.112	210.4			
		Runs=3	Total laps=15	Full laps=10			10	2'05.010	33.703	23.684	31.818	35.805	201.2				
1	2'44.973	1'04.875	24.784	36.469	38.845	142.6	11	1'59.415	30.531	23.216	31.828	33.840	213.5				
2	1'59.445	30.582	23.063	32.088	33.712	212.1	12	1'58.252	30.131	22.869	31.633	33.619	213.6				
3	1'59.203	30.283	22.973	32.421	33.526	216.3	13	2'00.490	30.736	24.202	32.078	33.474	212.8				
4	1'58.683	30.209	23.140	31.930	33.404	213.7								32.078	33.474	212.8	
5	2'00.365	30.524	23.205	32.148	34.488	212.6								32.078	33.474	212.8	
6	1'58.963	30.346	23.065	32.070	33.482	213.9								32.078	33.474	212.8	
7	3'51.882 P	30.951	23.611	32.377	2'24.943	209.1								32.078	33.474	212.8	
8	2'16.586	35.451	24.709	34.597	41.829	208.6								32.078	33.474	212.8	
9	1'58.523	30.402	23.000	31.913	33.208	212.5								32.078	33.474	212.8	
10	1'58.149	30.118	22.929	31.772	33.330	211.4								32.078	33.474	212.8	
11	8'43.940 P	30.105	23.079	32.405	7'18.351	203.3								32.078	33.474	212.8	
12	2'29.813	40.970	26.003	38.759	44.081	131.3								32.078	33.474	212.8	
13	2'03.034	31.692	24.205	33.337	33.800	209.5								32.078	33.474	212.8	
14	1'58.614	30.243	23.137	31.853	33.381	210.4								32.078	33.474	212.8	
15	1'58.296	30.059	22.926	31.902	33.409	214.1								32.078	33.474	212.8	
23rd	98	Karel HANIKA				Red Bull KTM Ajo	CZE	9	1'58.662	30.272	23.126	31.625	33.639	213.4			
		Runs=3	Total laps=13	Full laps=8			10	2'04.916	30.511	26.691	33.901	33.813	213.4				
1	2'28.047	57.320	23.808	32.800	34.119	211.3	11	2'04.156	30.605	23.416	33.784	36.351	168.3				
2	1'58.893	30.404	23.229	31.854	33.406	213.8	12	4'50.635 P	31.263	23.850	33.007	3'22.515	202.4				
3	1'58.583	30.193	23.068	31.792	33.530	212.8	13	2'29.594	41.762	32.865	36.550	38.417	161.9				
4	2'12.114	30.349	23.226	37.642	40.897	104.0	14	1'59.448	30.953	23.053	31.725	33.717	209.1				
5	4'52.540 P	30.420	23.307	31.909	3'26.904	210.0	15	1'58.997	30.373	23.072	31.617	33.935	212.8				
6	2'04.943	34.613	23.483	33.065	33.782	207.1	16	1'58.677	30.324	23.309	31.556	33.488	211.1				
7	1'58.576	30.317	23.284	31.627	33.348	210.5	17	1'58.364	30.192	23.153	31.673	33.346	214.1				
8	1'58.753	30.415	23.146	31.636	33.556	209.1								33.346	214.1		
9	1'58.365	30.200	23.103	31.648	33.414	208.8								33.346	214.1		
10	6'24.976 P	32.724	24.572	32.527	4'55.153	207.4								33.346	214.1		
11	2'01.686	32.998	23.400	31.692	33.596	207.9								33.346	214.1		
12	1'58.184	30.100	23.117	31.462	33.505	207.8								33.346	214.1		
13	2'12.865	30.370	23.383	32.346	46.766	135.2								33.346	214.1		
24th	3	Matteo FERRARI				San Carlo Team Italia	ITA	9	1'59.699	30.273	23.085	32.377	33.964	210.4			
		Runs=3	Total laps=15	Full laps=9			10	6'04.116 P	30.679	23.396	32.017	4'38.024	208.8				
1	2'38.581	51.066	24.878	39.858	42.779	179.6	11	2'55.596	43.689	25.487	45.407	1'01.013	101.0				
2	1'58.590	30.356	23.045	31.735	33.454	214.0	12	2'00.086	30.789	23.200	32.283	33.814	214.1				
3	2'07.476	30.210	23.166	36.374	37.726	168.6	13	1'59.629	30.473	23.452	31.817	33.887	212.2				
4	1'58.536	30.272	23.049	31.683	33.532	212.0	14	7'24.922 P	30.581	23.264	32.434	5'58.643	208.5				
5	1'58.818	30.202	22.912	31.992	33.712	214.2	15	2'02.913	33.776	23.424	31.885	33.828	211.1				
6	6'33.579 P	30.380	23.099	31.968	5'08.132	208.8	16	1'59.130	30.322	23.279	31.629	33.900	208.9				
7	2'23.083	39.079	24.706	32.085	47.213	77.0	17	1'59.557	30.355	23.182	31.769	34.251	207.7				
8	1'58.876	30.381	23.007	31.831	33.657	211.8	18	1'58.674	30.284	23.180	31.607	33.603	215.0				
							19	1'59.185	30.384	23.170	31.887	33.744	215.2				

Fastest Lap: Danny KENT Red Bull Husqvarna A GBR **1'56.555** 29.724 22.626 31.159 33.046

These data/results cannot be reproduced, stored and/or transmitted in whole or in part by any manner of electronic, mechanical, photocopying, recording, broadcasting or otherwise now known or herein after developed without the previous express consent by the copyright owner, except for reproduction in daily press and regular printed publications on sale to the public within 60 days of the event related to those data/results and always provided that copyright symbol appears together as follows below.
© DORNA, 2014



Qualifying

Moto3

Lap	Lap Time	T1	T2	T3	T4	Speed	Lap	Lap Time	T1	T2	T3	T4	Speed	
28th	13	Jasper IWEMA CIP NED						9	2'03.930	30.702	25.388	33.993	33.847	211.2
		Runs=3 Total laps=17 Full laps=12						10	1'59.946	30.511	23.288	32.430	33.717	211.9
1	2'39.194	58.405	24.463	36.991	39.335	204.7	11	1'59.455	30.565	23.317	31.778	33.795	207.2	
2	2'00.256	30.870	23.302	32.261	33.823	211.4	12	1'59.361	30.504	23.229	31.920	33.708	206.3	
3	1'59.478	30.766	23.086	32.041	33.585	213.8	13	4'58.099 P	31.604	25.912	36.305	3'24.278	192.7	
4	1'59.639	30.618	23.147	32.158	33.716	211.8	14	2'14.130	36.922	28.443	33.616	35.149	209.9	
5	1'59.287	30.570	23.101	31.942	33.674	215.6	15	2'07.523	34.689	25.668	33.411	33.755	210.0	
6	5'11.297 P	30.655	23.238	32.115	3'45.289	211.5	16	2'00.812	30.495	24.060	32.390	33.867	212.0	
7	2'10.792	40.633	23.535	32.202	34.422	208.1	32nd 55 Andrea LOCATELLI San Carlo Team Italia ITA							
8	2'03.963	30.780	23.175	32.105	37.903	216.9	Runs=3 Total laps=15 Full laps=10							
9	1'59.691	30.569	23.222	32.082	33.818	212.2	1	2'27.146	42.990	27.367	38.030	38.759	167.3	
10	2'01.540	30.576	23.276	32.118	35.570	162.4	2	1'59.965	30.649	23.425	32.061	33.830	208.8	
11	1'59.411	30.469	23.114	31.953	33.875	213.0	3	1'59.533	30.709	23.300	31.828	33.696	210.4	
12	4'56.982 P	31.686	24.190	32.801	3'28.305	208.7	4	1'59.685	30.483	23.319	32.097	33.786	210.4	
13	2'04.897	33.335	23.571	32.276	35.715	211.3	5	8'06.324 P	31.027	23.355	32.830	6'39.112	204.6	
14	1'59.083	30.348	23.100	32.006	33.629	213.2	6	2'24.005	38.745	25.023	40.082	40.155	170.4	
15	1'58.676	30.331	23.038	31.774	33.533	213.6	7	1'59.992	30.553	23.436	31.887	34.116	209.5	
16	1'59.046	30.316	23.183	31.932	33.615	213.5	8	2'40.602	38.109	38.811	45.126	38.556	192.4	
17	1'58.898	30.433	23.078	31.865	33.522	212.1	9	2'02.714	30.698	23.667	33.339	35.010	189.4	
29th 38 Hafiq AZMI SIC-AJO MAL							10	1'59.900	30.736	23.415	31.923	33.826	207.4	
Runs=3 Total laps=11 Full laps=6							11	4'17.455 P	30.975	24.023	32.538	2'49.919	206.1	
1	2'54.782	1'20.440	23.503	36.592	34.247	198.0	12	2'29.873	36.943	25.461	36.499	50.970	133.2	
2	1'59.375	30.410	23.127	32.036	33.802	212.4	13	2'00.149	31.619	23.302	31.708	33.520	212.8	
3	1'59.073	30.451	23.287	31.790	33.545	211.9	14	2'00.742	30.286	23.983	32.246	34.227	207.3	
4	5'28.281 P	30.731	23.469	33.010	4'01.071	186.3	15	1'59.478	30.615	23.380	31.737	33.746	206.8	
5	2'03.735	33.098	23.668	32.602	34.367	200.9	33rd 65 Philipp OETTL Interwetten Paddock GER							
6	2'01.737	30.297	23.240	31.723	36.477	210.3	Runs=3 Total laps=15 Full laps=10							
7	15'30.532 P	32.590	23.366	32.374	14'02.202	210.6	1	2'20.547	41.089	25.293	36.313	37.852	206.6	
8	2'13.817	41.095	24.652	32.532	35.538	213.5	2	2'03.895	32.122	23.735	33.398	34.640	203.1	
9	1'59.162	30.350	23.292	31.855	33.665	212.9	3	2'00.978	30.872	23.292	32.747	34.067	214.0	
10	1'59.032	30.273	23.162	32.004	33.593	212.6	4	2'00.739	30.887	23.300	32.670	33.882	212.0	
11	1'59.547	30.471	23.322	32.015	33.739	212.0	5	6'52.857 P	30.740	23.511	33.943	5'24.663	195.6	
30th 9 Scott DEROUÉ RW Racing GP NED							6	2'14.565	35.442	28.338	35.859	34.926	200.7	
Runs=3 Total laps=15 Full laps=11							7	2'00.695	30.929	23.326	32.409	34.031	214.4	
1	8'20.751 P	41.520	24.656	33.627	6'40.948	203.1	8	2'00.058	30.699	23.248	32.301	33.810	212.0	
2	2'06.725	34.720	23.844	33.524	34.637	208.4	9	2'02.999	30.785	25.031	33.322	33.861	214.7	
3	2'02.498	31.217	23.715	33.236	34.330	209.1	10	7'47.021 P	31.005	23.412	32.480	6'20.124	196.6	
4	2'01.759	31.122	23.825	32.585	34.227	210.0	11	2'09.404	37.427	25.699	32.395	33.883	208.6	
5	2'12.808	33.378	30.139	35.017	34.274	210.4	12	2'00.242	30.811	23.303	32.340	33.788	209.6	
6	2'00.969	30.870	23.421	32.683	33.995	212.4	13	1'59.890	30.575	23.330	32.162	33.823	210.3	
7	2'00.883	30.931	23.507	32.377	34.068	210.6	14	1'59.913	30.593	23.357	32.165	33.798	210.1	
8	5'07.431 P	31.628	24.917	33.396	3'37.490	203.2	15	2'15.037	30.660	23.294	33.034	48.049	88.8	
9	2'16.472	36.641	25.083	35.779	38.969	181.3	34th 4 Gabriel RAMOS Kiefer Racing VEN							
10	2'00.164	30.755	23.384	32.197	33.828	209.3	Runs=3 Total laps=17 Full laps=12							
11	2'47.433	33.568	39.467	53.058	41.340	132.5	1	2'20.519	40.729	25.903	36.545	37.342	201.3	
12	1'59.543	30.539	23.234	32.074	33.696	211.5	2	2'03.730	32.127	24.794	32.641	34.168	204.5	
13	2'00.896	30.897	23.794	32.456	33.749	218.3	3	2'00.463	30.714	23.443	32.293	34.013	207.8	
14	1'59.609	30.395	23.324	32.167	33.723	212.6	4	2'00.806	30.569	23.483	32.164	34.590	206.6	
15	1'59.289	30.400	23.233	32.063	33.593	214.1	5	6'05.263 P	31.170	23.559	32.828	4'37.706	207.6	
31st 81 Sena YAMADA Liberto Plusone & End JPN							6	2'13.947	41.255	24.242	33.172	35.278	194.8	
Runs=3 Total laps=16 Full laps=11							7	2'04.878	30.865	23.429	34.195	36.389	164.5	
1	2'28.293	56.300	24.881	32.982	34.130	210.7	8	2'00.635	30.843	23.505	32.228	34.059	207.8	
2	2'00.164	30.937	23.376	32.017	33.834	208.2	9	2'00.670	30.660	23.437	32.269	34.304	206.6	
3	2'00.221	30.882	23.324	32.117	33.898	207.6	10	4'35.889 P	31.474	23.417	32.228	3'08.770	206.6	
4	2'00.584	30.721	23.316	32.673	33.874	206.6	11	2'08.601	38.077	24.249	32.179	34.096	207.8	
5	6'23.489 P	30.890	23.500	32.478	4'56.621	201.8	12	2'10.604	31.643	27.845	36.755	34.361	205.5	
6	2'38.500	37.984	31.716	43.284	45.516	115.7	13	2'00.257	30.820	23.241	32.115	34.081	206.1	
7	2'03.689	32.764	24.995	32.126	33.804	209.8	14	2'00.575	30.711	23.517	32.169	34.178	206.1	
8	1'59.524	30.456	23.131	32.169	33.768	213.0	15	2'00.524	30.815	23.485	32.228	33.996	207.2	
							16	2'00.452	30.643	23.475	32.143	34.191	206.1	

Fastest Lap: Danny KENT Red Bull Husqvarna A GBR **1'56.555** 29.724 22.626 31.159 33.046

These data/results cannot be reproduced, stored and/or transmitted in whole or in part by any manner of electronic, mechanical, photocopying, recording, broadcasting or otherwise now known or herein after developed without the previous express consent by the copyright owner, except for reproduction in daily press and regular printed publications on sale to the public within 60 days of the event related to those data/results and always provided that copyright symbol appears together as follows below.
© DORNA, 2014



Qualifying

Moto3

Lap	Lap Time	T1	T2	T3	T4	Speed	Lap	Lap Time	T1	T2	T3	T4	Speed
17	2'00.582	30.732	23.494	32.244	34.112	206.5							

Fastest Lap: Danny KENT	Red Bull Husqvarna A	GBR	1'56.555	29.724	22.626	31.159	33.046
--------------------------------	----------------------	-----	-----------------	--------	--------	--------	--------

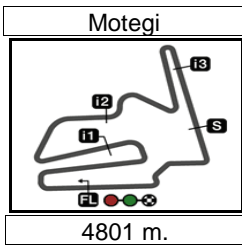
These data/results cannot be reproduced, stored and/or transmitted in whole or in part by any manner of electronic, mechanical, photocopying, recording, broadcasting or otherwise now known or herein after developed without the previous express consent by the copyright owner, except for reproduction in daily press and regular printed publications on sale to the public within 60 days of the event related to those data/results and always provided that copyright symbol appears together as follows below.
© DORNA, 2014

Official MotoGP Timing by **TISSOT**
www.motogp.com

Motegi, Saturday, October 11, 2014

Page 6 of 6





Results and timing service provided by TISSOT

Moto3

MOTUL GRAND PRIX OF JAPAN
Provisional Starting Grid

23

Race : 20 laps = 96.02 km



1	1 1'56.555 52 Danny KENT Husqvarna	2 1'56.899 23 Niccolò ANTONELLI KTM	3 1'56.907 17 John MCPHEE Honda
2	4 1'57.049 44 Miguel OLIVEIRA Mahindra	5 1'57.081 8 Jack MILLER KTM	6 1'57.100 32 Isaac VIÑALES KTM
3	7 1'57.114 12 Alex MARQUEZ Honda	8 1'57.170 41 Brad BINDER Mahindra	9 1'57.212 42 Alex RINS Honda
4	10 1'57.230 58 Juanfran GUEVARA Kalex KTM	11 1'57.234 31 Niklas AJO Husqvarna	12 1'57.374 19 Alessandro TONUCCI Mahindra
5	13 1'57.429 84 Jakub KORNFEL KTM	14 1'57.479 7 Efen VAZQUEZ Honda	15 1'57.533 33 Enea BASTIANINI KTM
6	16 1'57.743 99 Jorge NAVARRO Kalex KTM	17 1'57.849 5 Romano FENATI KTM	18 1'57.911 21 Francesco BAGNAIA KTM
7	19 1'57.967 63 Zulfahmi KHAIRUDDIN Honda	20 1'57.967 10 Alexis MASBOU Honda	21 1'58.121 57 Eric GRANADO KTM
8	22 1'58.149 16 Andrea MIGNO Mahindra	23 1'58.184 98 Karel HANIKA KTM	24 1'58.246 3 Matteo FERRARI Mahindra

The results are provisional until the end of the limit for protest and appeals and until the ratification of the Event Management Committee.

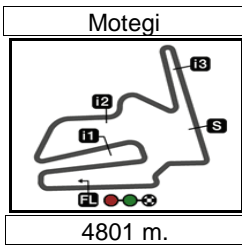
Time limit for protest expires 60' at the latest after publication of the results - Mr. Time:

These data/results cannot be reproduced, stored and/or transmitted in whole or in part by any manner of electronic, mechanical, photocopying, recording, broadcasting or otherwise now known or herein after developed without the previous express consent by the copyright owner, except for reproduction in daily press and regular printed publications on sale to the public within 60 days of the event related to those data/results and always provided that copyright symbol appears together as follows below.

© DORNA, 2014

Official MotoGP Timing by TISSOT
 www.motogp.com





Results and timing service provided by TISSOT

Moto3

MOTUL GRAND PRIX OF JAPAN
Provisional Starting Grid

23

Race : 20 laps = 96.02 km

9	25 1'58.252 43 Luca GRÜNWARD Kalex KTM	26 1'58.364 83 Hikari OKUBO Honda	27 1'58.674 95 Jules DANILO Mahindra
10	28 1'58.676 13 Jasper IWEMA Mahindra	29 1'59.032 38 Hafiq AZMI KTM	30 1'59.289 9 Scott DEROUE Kalex KTM
11	31 1'59.361 81 Sena YAMADA Honda	32 1'59.478 55 Andrea LOCATELLI Mahindra	33 1'59.890 65 Philipp OETTL Kalex KTM
12	34 2'00.257 4 Gabriel RAMOS Kalex KTM		

The results are provisional until the end of the limit for protest and appeals and until the ratification of the Event Management Committee.

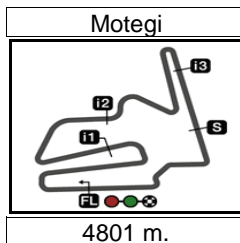
Time limit for protest expires 60' at the latest after publication of the results - Mr. Time:

These data/results cannot be reproduced, stored and/or transmitted in whole or in part by any manner of electronic, mechanical, photocopying, recording, broadcasting or otherwise now known or herein after developed without the previous express consent by the copyright owner, except for reproduction in daily press and regular printed publications on sale to the public within 60 days of the event related to those data/results and always provided that copyright symbol appears together as follows below.

© DORNA, 2014

Official MotoGP Timing by TISSOT
 www.motogp.com





Results and timing service provided by TISSOT

Moto3

MOTUL GRAND PRIX OF JAPAN

After the Qualifying

Event Best Maximum Speed



Rider	Nation Team	Motorcycle	Km/h	
58 Juanfran GUEVARA	SPA Mapfre Aspar Team Moto3	KALEX KTM	221.6	Qualifying
7 Efren VAZQUEZ	SPA SaxoPrint-RTG	HONDA	221.1	Free Practice Nr. 3
17 John MCPHEE	GBR SaxoPrint-RTG	HONDA	220.5	Free Practice Nr. 3
10 Alexis MASBOU	FRA Ongetta-Rivacold	HONDA	218.5	Free Practice Nr. 3
32 Isaac VIÑALES	SPA Calvo Team	KTM	218.4	Free Practice Nr. 3
9 Scott DEROUÉ	NED RW Racing GP	KALEX KTM	218.3	Qualifying
41 Brad BINDER	RSA Ambrogio Racing	MAHINDRA	217.8	Qualifying
84 Jakub KORNFEL	CZE Calvo Team	KTM	217.6	Qualifying
44 Miguel OLIVEIRA	POR Mahindra Racing	MAHINDRA	217.4	Qualifying
12 Alex MARQUEZ	SPA Estrella Galicia 0,0	HONDA	217.3	Qualifying
13 Jasper IWEMA	NED CIP	MAHINDRA	217.0	Free Practice Nr. 3
16 Andrea MIGNO	ITA Mahindra Racing	MAHINDRA	216.7	Free Practice Nr. 3
21 Francesco BAGNAIA	ITA SKY Racing Team VR46	KTM	216.5	Free Practice Nr. 3
42 Alex RINS	SPA Estrella Galicia 0,0	HONDA	216.3	Free Practice Nr. 3
98 Karel HANIKA	CZE Red Bull KTM Ajo	KTM	215.9	Free Practice Nr. 3
63 Zulfahmi KHAIRUDDIN	MAL Ongetta-AirAsia	HONDA	215.9	Free Practice Nr. 3
65 Philipp OETTL	GER Interwetten Paddock Moto3	KALEX KTM	215.8	Free Practice Nr. 3
95 Jules DANILLO	FRA Ambrogio Racing	MAHINDRA	215.8	Qualifying
8 Jack MILLER	AUS Red Bull KTM Ajo	KTM	215.7	Qualifying
83 Hikari OKUBO	JPN Hot Racing with I-Factory	HONDA	215.6	Qualifying
19 Alessandro TONUCCI	ITA CIP	MAHINDRA	215.6	Free Practice Nr. 3
38 Hafiq AZMI	MAL SIC-AJO	KTM	215.6	Free Practice Nr. 3
3 Matteo FERRARI	ITA San Carlo Team Italia	MAHINDRA	215.1	Free Practice Nr. 3
43 Luca GRÜNWARD	GER Kiefer Racing	KALEX KTM	215.0	Qualifying
23 Niccolò ANTONELLI	ITA Junior Team GO&FUN Moto3	KTM	215.0	Qualifying
99 Jorge NAVARRO	SPA Marc VDS Racing Team	KALEX KTM	215.0	Free Practice Nr. 3
31 Niklas AJO	FIN Avant Tecno Husqvarna Ajo	HUSQVARNA	215.0	Qualifying
81 Sena YAMADA	JPN Liberto Plusone & Endurance	HONDA	214.9	Free Practice Nr. 3
52 Danny KENT	GBR Red Bull Husqvarna Ajo	HUSQVARNA	214.4	Free Practice Nr. 3
5 Romano FENATI	ITA SKY Racing Team VR46	KTM	214.0	Qualifying
33 Enea BASTIANINI	ITA Junior Team GO&FUN Moto3	KTM	213.9	Qualifying
4 Gabriel RAMOS	VEN Kiefer Racing	KALEX KTM	213.3	Free Practice Nr. 3
55 Andrea LOCATELLI	ITA San Carlo Team Italia	MAHINDRA	212.8	Qualifying
57 Eric GRANADO	BRA Calvo Team	KTM	211.7	Qualifying

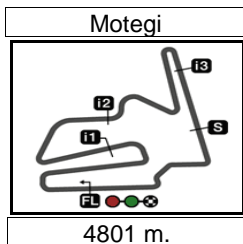
These data/results cannot be reproduced, stored and/or transmitted in whole or in part by any manner of electronic, mechanical, photocopying, recording, broadcasting or otherwise now known or herein after developed without the previous express consent by the copyright owner, except for reproduction in daily press and regular printed publications on sale to the public within 60 days of the event related to those data/results and always provided that copyright symbol appears together as follows below.

© DORNA, 2014

Official MotoGP Timing by TISSOT
www.motogp.com



Motegi, Saturday, October 11, 2014



Results and timing service provided by **TISSOT**

Moto3

MOTUL GRAND PRIX OF JAPAN

Qualifying

Best Partial Times

IT Ideal Lap Time, sum of the best partial times

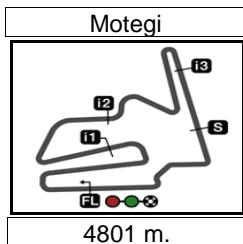
BT Best Lap Time

T1		T2		T3		T4						
Pos	Rider	Time	Rider	Time	Rider	Time	Rider	Time	Pos	Rider	IT	BT
1	D.KENT	29.724	B.BINDER	22.600	D.KENT	31.146	N.ANTONELLI	32.940	1	D.KENT	1'56.542	1'56.555 (1)
2	J.MCPHEE	29.776	N.ANTONELLI	22.616	M.OLIVEIRA	31.273	N.AJO	32.990	2	N.ANTONELLI	1'56.886	1'56.899 (2)
3	B.BINDER	29.776	D.KENT	22.626	A.MARQUEZ	31.275	J.MCPHEE	33.039	3	J.MCPHEE	1'56.907	1'56.907 (3)
4	J.MILLER	29.801	I.VIÑALES	22.706	J.MCPHEE	31.311	D.KENT	33.046	4	B.BINDER	1'56.951	1'57.170 (8)
5	A.MARQUEZ	29.835	J.KORNFEIL	22.712	J.MILLER	31.319	E.VAZQUEZ	33.051	5	M.OLIVEIRA	1'56.996	1'57.049 (4)
6	A.RINS	29.842	E.BASTIANINI	22.748	A.MASBOU	31.327	M.OLIVEIRA	33.066	6	A.MARQUEZ	1'57.006	1'57.114 (7)
7	J.GUEVARA	29.845	J.MILLER	22.771	J.KORNFEIL	31.356	I.VIÑALES	33.083	7	J.MILLER	1'57.056	1'57.081 (5)
8	N.AJO	29.847	J.MCPHEE	22.781	E.VAZQUEZ	31.379	A.MARQUEZ	33.088	8	I.VIÑALES	1'57.074	1'57.100 (6)
9	M.OLIVEIRA	29.869	J.GUEVARA	22.781	N.AJO	31.382	A.TONUCCI	33.094	9	N.AJO	1'57.078	1'57.234 (11)
10	N.ANTONELLI	29.889	A.TONUCCI	22.783	I.VIÑALES	31.383	B.BINDER	33.132	10	J.KORNFEIL	1'57.147	1'57.429 (13)
11	I.VIÑALES	29.902	M.OLIVEIRA	22.788	J.GUEVARA	31.383	A.RINS	33.134	11	A.RINS	1'57.187	1'57.212 (9)
12	J.KORNFEIL	29.914	J.NAVARRO	22.799	Z.KHAIRUDDIN	31.386	J.NAVARRO	33.151	12	J.GUEVARA	1'57.230	1'57.230 (10)
13	F.BAGNAIA	29.956	A.MASBOU	22.806	A.TONUCCI	31.395	J.MILLER	33.165	13	A.TONUCCI	1'57.238	1'57.374 (12)
14	A.TONUCCI	29.966	A.MARQUEZ	22.808	A.RINS	31.398	J.KORNFEIL	33.165	14	E.VAZQUEZ	1'57.318	1'57.479 (14)
15	R.FENATI	30.013	A.RINS	22.813	E.BASTIANINI	31.408	A.MASBOU	33.179	15	A.MASBOU	1'57.361	1'57.967 (20)
16	E.BASTIANINI	30.033	Z.KHAIRUDDIN	22.844	F.BAGNAIA	31.424	E.BASTIANINI	33.182	16	E.BASTIANINI	1'57.371	1'57.533 (15)
17	E.VAZQUEZ	30.038	E.VAZQUEZ	22.850	J.NAVARRO	31.426	A.MIGNO	33.208	17	J.NAVARRO	1'57.454	1'57.743 (16)
18	A.MASBOU	30.049	N.AJO	22.859	N.ANTONELLI	31.441	F.BAGNAIA	33.211	18	F.BAGNAIA	1'57.519	1'57.911 (18)
19	A.MIGNO	30.059	L.GRÜNWARD	22.869	B.BINDER	31.443	J.GUEVARA	33.221	19	Z.KHAIRUDDIN	1'57.585	1'57.967 (19)
20	J.NAVARRO	30.078	M.FERRARI	22.912	K.HANIKA	31.462	Z.KHAIRUDDIN	33.273	20	R.FENATI	1'57.681	1'57.849 (17)
21	E.GRANADO	30.080	R.FENATI	22.912	R.FENATI	31.468	R.FENATI	33.288	21	E.GRANADO	1'57.949	1'58.121 (21)
22	Z.KHAIRUDDIN	30.082	A.MIGNO	22.926	M.FERRARI	31.492	H.OKUBO	33.346	22	A.MIGNO	1'57.965	1'58.149 (22)
23	K.HANIKA	30.100	F.BAGNAIA	22.928	E.GRANADO	31.540	E.GRANADO	33.347	23	K.HANIKA	1'57.978	1'58.184 (23)
24	L.GRÜNWARD	30.131	E.GRANADO	22.982	H.OKUBO	31.556	K.HANIKA	33.348	24	M.FERRARI	1'58.060	1'58.246 (24)

These data/results cannot be reproduced, stored and/or transmitted in whole or in part by any manner of electronic, mechanical, photocopying, recording, broadcasting or otherwise now known or herein after developed without the previous express consent by the copyright owner, except for reproduction in daily press and regular printed publications on sale to the public within 60 days of the event related to those data/results and always provided that copyright symbol appears together as follows below.
© DORNA, 2014

Official MotoGP Timing by **TISSOT**
www.motogp.com





Results and timing service provided by **TISSOT**

Moto3

MOTUL GRAND PRIX OF JAPAN

Qualifying

Best Partial Times

IT Ideal Lap Time, sum of the best partial times

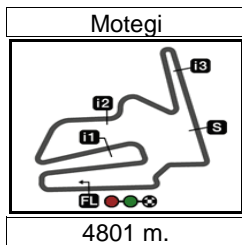
BT Best Lap Time

<i>T1</i>			<i>T2</i>			<i>T3</i>			<i>T4</i>				
<i>Pos</i>	<i>Rider</i>	<i>Time</i>	<i>Rider</i>	<i>Time</i>	<i>Rider</i>	<i>Time</i>	<i>Rider</i>	<i>Time</i>	<i>Pos</i>	<i>Rider</i>	<i>IT</i>	<i>BT</i>	
25	H.OKUBO	30.192	J.IWEMA	23.038	J.DANILO	31.607	L.GRÜNWALD	33.446	25	L.GRÜNWALD	1'58.079	1'58.252 (25)	
26	M.FERRARI	30.202	H.OKUBO	23.053	L.GRÜNWALD	31.633	M.FERRARI	33.454	26	H.OKUBO	1'58.147	1'58.364 (26)	
27	H.AZMI	30.273	K.HANIKA	23.068	A.LOCATELLI	31.708	A.LOCATELLI	33.520	27	J.DANILO	1'58.568	1'58.674 (27)	
28	J.DANILO	30.273	J.DANILO	23.085	H.AZMI	31.723	J.IWEMA	33.522	28	J.IWEMA	1'58.650	1'58.676 (28)	
29	A.LOCATELLI	30.286	H.AZMI	23.127	A.MIGNO	31.772	H.AZMI	33.545	29	H.AZMI	1'58.668	1'59.032 (29)	
30	J.IWEMA	30.316	S.YAMADA	23.131	J.IWEMA	31.774	S.DEROUE	33.593	30	A.LOCATELLI	1'58.814	1'59.478 (32)	
31	S.DEROUE	30.395	S.DEROUE	23.233	S.YAMADA	31.778	J.DANILO	33.603	31	S.YAMADA	1'59.073	1'59.361 (31)	
32	S.YAMADA	30.456	G.RAMOS	23.241	S.DEROUE	32.063	S.YAMADA	33.708	32	S.DEROUE	1'59.284	1'59.289 (30)	
33	G.RAMOS	30.569	P.OETTL	23.248	G.RAMOS	32.115	P.OETTL	33.788	33	P.OETTL	1'59.773	1'59.890 (33)	
34	P.OETTL	30.575	A.LOCATELLI	23.300	P.OETTL	32.162	G.RAMOS	33.996	34	G.RAMOS	1'59.921	2'00.257 (34)	

These data/results cannot be reproduced, stored and/or transmitted in whole or in part by any manner of electronic, mechanical, photocopying, recording, broadcasting or otherwise now known or herein after developed without the previous express consent by the copyright owner, except for reproduction in daily press and regular printed publications on sale to the public within 60 days of the event related to those data/results and always provided that copyright symbol appears together as follows below.
© DORNA, 2014

Official MotoGP Timing by **TISSOT**
www.motogp.com





Results and timing service provided by TISSOT

Moto3

MOTUL GRAND PRIX OF JAPAN

Qualifying

Fastest Laps Sequence

<i>Practice Time</i>	<i>Rider</i>	<i>Nation</i>	<i>Motorcycle</i>	<i>Time</i>	<i>Km/h</i>	<i>Rider's Lap</i>
4'23.509	83 Hikari OKUBO	JPN	HONDA	2'03.022	140.4	2
4'23.772	99 Jorge NAVARRO	SPA	KALEX KTM	1'59.334	144.8	2
4'25.510	84 Jakub KORNFEIL	CZE	KTM	1'58.609	145.7	2
4'36.712	12 Alex MARQUEZ	SPA	HONDA	1'58.598	145.7	2
4'36.884	41 Brad BINDER	RSA	MAHINDRA	1'58.468	145.8	2
4'39.853	23 Niccolò ANTONELLI	ITA	KTM	1'57.908	146.5	2
5'01.084	42 Alex RINS	SPA	HONDA	1'57.622	146.9	2
6'37.173	23 Niccolò ANTONELLI	ITA	KTM	1'57.320	147.3	3
23'56.931	44 Miguel OLIVEIRA	POR	MAHINDRA	1'57.318	147.3	10
25'53.980	44 Miguel OLIVEIRA	POR	MAHINDRA	1'57.049	147.6	11
36'07.517	52 Danny KENT	GBR	HUSQVARNA	1'56.770	148.0	13
38'04.072	52 Danny KENT	GBR	HUSQVARNA	1'56.555	148.2	14

These data/results cannot be reproduced, stored and/or transmitted in whole or in part by any manner of electronic, mechanical, photocopying, recording, broadcasting or otherwise now known or herein after developed without the previous express consent by the copyright owner, except for reproduction in daily press and regular printed publications on sale to the public within 60 days of the event related to those data/results and always provided that copyright symbol appears together as follows below.
© DORNA, 2014

Official MotoGP Timing by TISSOT
www.motogp.com

Motegi, Saturday, October 11, 2014

