


4448 m.

TISSOT AUSTRALIAN GRAND PRIX

Qualifying
Classification

		Rider	Nation	Team	Motorcycle	Time	Lap Total	Gap	Top Speed
1	12	Alex MARQUEZ	SPA	Estrella Galicia 0,0	HONDA	1'36.050	16 19		245.7
2	42	Alex RINS	SPA	Estrella Galicia 0,0	HONDA	1'36.064	20 20	0.014 0.014	245.3
3	58	Juanfran GUEVARA	SPA	Mapfre Aspar Team Moto3	KALEX KTM	1'36.389	15 18	0.339 0.325	247.5
4	52	Danny KENT	GBR	Red Bull Husqvarna Ajo	HUSQVARNA	1'36.419	15 18	0.369 0.030	244.2
5	17	John MCPHEE	GBR	SaxoPrint-RTG	HONDA	1'36.521	14 17	0.471 0.102	243.6
6	7	Efren VAZQUEZ	SPA	SaxoPrint-RTG	HONDA	1'36.572	13 16	0.522 0.051	249.3
7	13	Jasper IWEMA	NED	CIP	MAHINDRA	1'36.640	16 19	0.590 0.068	247.9
8	8	Jack MILLER	AUS	Red Bull KTM Ajo	KTM	1'36.672	16 17	0.622 0.032	246.1
9	10	Alexis MASBOU	FRA	Ongetta-Rivacold	HONDA	1'36.688	14 14	0.638 0.016	246.1
10	5	Romano FENATI	ITA	SKY Racing Team VR46	KTM	1'36.692	3 18	0.642 0.004	247.6
11	99	Jorge NAVARRO	SPA	Marc VDS Racing Team	KALEX KTM	1'36.753	15 18	0.703 0.061	246.1
12	41	Brad BINDER	RSA	Ambrogio Racing	MAHINDRA	1'36.766	14 14	0.716 0.013	246.8
13	23	Niccolò ANTONELLI	ITA	Junior Team GO&FUN Moto3	KTM	1'36.771	17 18	0.721 0.005	245.7
14	32	Isaac VIÑALES	SPA	Calvo Team	KTM	1'36.773	15 18	0.723 0.002	247.5
15	44	Miguel OLIVEIRA	POR	Mahindra Racing	MAHINDRA	1'36.865	16 19	0.815 0.092	248.7
16	19	Alessandro TONUCCI	ITA	CIP	MAHINDRA	1'36.898	16 19	0.848 0.033	242.0
17	84	Jakub KORNFEIL	CZE	Calvo Team	KTM	1'36.953	10 18	0.903 0.055	246.8
18	98	Karel HANIKA	CZE	Red Bull KTM Ajo	KTM	1'37.158	2 14	1.108 0.205	245.4
19	31	Niklas AJO	FIN	Avant Tecno Husqvarna Ajo	HUSQVARNA	1'37.201	2 7	1.151 0.043	240.9
20	33	Enea BASTIANINI	ITA	Junior Team GO&FUN Moto3	KTM	1'37.203	4 13	1.153 0.002	242.4
21	43	Luca GRÜNWARD	GER	Kiefer Racing	KALEX KTM	1'37.228	3 11	1.178 0.025	243.2
22	38	Hafiq AZMI	MAL	SIC-AJO	KTM	1'37.285	11 14	1.235 0.057	246.1
23	55	Andrea LOCATELLI	ITA	San Carlo Team Italia	MAHINDRA	1'37.440	19 19	1.390 0.155	241.9
24	2	Remy GARDNER	AUS	Team Laglisse Calvo	KTM	1'37.472	19 19	1.422 0.032	247.5
25	63	Zulfahmi KHAIRUDDIN	MAL	Ongetta-AirAsia	HONDA	1'37.614	17 20	1.564 0.142	245.5
26	16	Andrea MIGNO	ITA	Mahindra Racing	MAHINDRA	1'37.699	3 21	1.649 0.085	245.6
27	21	Francesco BAGNAIA	ITA	SKY Racing Team VR46	KTM	1'37.729	4 18	1.679 0.030	246.0
28	57	Eric GRANADO	BRA	Calvo Team	KTM	1'38.017	2 10	1.967 0.288	243.1
29	9	Scott DEROUE	NED	RW Racing GP	KALEX KTM	1'38.026	19 19	1.976 0.009	247.5
30	65	Philipp OETTL	GER	Interwetten Paddock Moto3	KALEX KTM	1'38.467	7 19	2.417 0.441	246.4
31	3	Matteo FERRARI	ITA	San Carlo Team Italia	MAHINDRA	1'38.707	3 17	2.657 0.240	241.0
32	95	Jules DANILO	FRA	Ambrogio Racing	MAHINDRA	1'38.852	16 16	2.802 0.145	243.0
33	45	Oilly SIMPSON	AUS	Oilly Simpson Racing	KTM	1'38.993	16 18	2.943 0.141	234.8
34	4	Gabriel RAMOS	VEN	Kiefer Racing	KALEX KTM	1'39.047	19 19	2.997 0.054	237.2

Practice condition: Dry

Air: 20°

Humidity: 53%

Ground: 28°

Fastest Lap:	Lap: 16	Alex MARQUEZ	1'36.050	166.7 Km/h
Circuit Record Lap:	2013	Alex MARQUEZ	1'37.073	164.9 Km/h
Circuit Best Lap:	2014	Alex MARQUEZ	1'36.050	166.7 Km/h

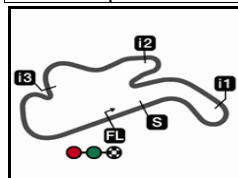
The results are provisional until the end of the limit for protest and appeals.

Time limit for protest expires 30' after publication of the results - Mr. Time:

These data/results cannot be reproduced, stored and/or transmitted in whole or in part by any manner of electronic, mechanical, photocopying, recording, broadcasting or otherwise now known or herein after developed without the previous express consent by the copyright owner, except for reproduction in daily press and regular printed publications on sale to the public within 60 days of the event related to those data/results and always provided that copyright symbol appears together as follows below.

© DORNA, 2014





4448 m.

TISSOT AUSTRALIAN GRAND PRIX

Qualifying

Top Speed & Average

21A



Rider	Nation	Motorcycle	Top 5 speeds					Average	Top
7 Efen VAZQUEZ	SPA	HONDA	249.3	249.0	249.0	248.9	248.0	248.7	249.3
44 Miguel OLIVEIRA	POR	MAHINDRA	248.7	245.9	242.4	241.8	240.1	243.8	248.7
13 Jasper IWEMA	NED	MAHINDRA	247.9	246.9	244.8	244.0	243.4	245.4	247.9
5 Romano FENATI	ITA	KTM	247.6	245.1	243.5	243.5	242.6	244.5	247.6
2 Remy GARDNER	AUS	KTM	247.5	245.3	245.3	244.9	242.5	245.1	247.5
32 Isaac VIÑALES	SPA	KTM	247.5	243.9	243.3	243.1	242.4	244.0	247.5
58 Juanfran GUEVARA	SPA	KALEX KTM	247.5	247.3	246.8	246.1	246.1	246.8	247.5
9 Scott DEROUÉ	NED	KALEX KTM	247.5	247.1	246.5	244.2	243.8	245.8	247.5
84 Jakub KORNFEIL	CZE	KTM	246.8	246.6	245.5	245.0	244.2	245.6	246.8
41 Brad BINDER	RSA	MAHINDRA	246.8	245.6	243.4	241.0	240.8	243.5	246.8
65 Philipp OETTL	GER	KALEX KTM	246.4	245.2	243.4	242.0	242.0	243.8	246.4
10 Alexis MASBOU	FRA	HONDA	246.1	246.0	246.0	245.9	244.1	245.6	246.1
38 Hafiq AZMI	MAL	KTM	246.1	246.0	246.0	245.0	243.5	245.3	246.1
99 Jorge NAVARRO	SPA	KALEX KTM	246.1	245.5	244.9	244.6	244.2	245.1	246.1
8 Jack MILLER	AUS	KTM	246.1	243.8	243.7	241.3	241.3	243.2	246.1
21 Francesco BAGNAIA	ITA	KTM	246.0	243.5	243.3	242.1	242.0	243.4	246.0
12 Alex MARQUEZ	SPA	HONDA	245.7	245.3	245.2	245.1	245.1	245.3	245.7
23 Niccolò ANTONELLI	ITA	KTM	245.7	245.3	245.1	245.0	243.9	245.0	245.7
16 Andrea MIGNO	ITA	MAHINDRA	245.6	243.1	242.7	242.2	242.0	243.1	245.6
63 Zulfahmi KHAIRUDDIN	MAL	HONDA	245.5	244.8	244.8	244.5	243.0	244.5	245.5
98 Karel HANIKA	CZE	KTM	245.4	244.3	244.1	243.5	241.3	243.7	245.4
42 Alex RINS	SPA	HONDA	245.3	245.3	243.9	243.6	243.4	244.3	245.3
52 Danny KENT	GBR	HUSQVARNA	244.2	244.1	241.7	241.6	241.6	242.6	244.2
17 John MCPHEE	GBR	HONDA	243.6	243.5	243.4	243.1	243.1	243.3	243.6
43 Luca GRÜNWARD	GER	KALEX KTM	243.2	242.4	241.3	239.0	239.0	241.0	243.2
57 Eric GRANADO	BRA	KTM	243.1	242.9	242.5	242.4	239.4	242.1	243.1
95 Jules DANILO	FRA	MAHINDRA	243.0	238.7	237.8	236.9	236.5	238.6	243.0
33 Enea BASTIANINI	ITA	KTM	242.4	242.3	242.2	241.6	240.2	241.7	242.4
19 Alessandro TONUCCI	ITA	MAHINDRA	242.0	241.6	241.6	241.3	241.2	241.5	242.0
55 Andrea LOCATELLI	ITA	MAHINDRA	241.9	239.1	238.9	237.8	237.4	239.0	241.9
3 Matteo FERRARI	ITA	MAHINDRA	241.0	238.8	238.1	238.0	237.5	238.7	241.0
31 Niklas AJO	FIN	HUSQVARNA	240.9	240.2	235.6	235.0	233.0	236.9	240.9
4 Gabriel RAMOS	VEN	KALEX KTM	237.2	235.9	235.8	233.7	233.4	234.9	237.2
45 Oilly SIMPSON	AUS	KTM	234.8	234.3	234.2	233.7	233.6	234.1	234.8

These data/results cannot be reproduced, stored and/or transmitted in whole or in part by any manner of electronic, mechanical, photocopying, recording, broadcasting or otherwise now known or herein after developed without the previous express consent by the copyright owner, except for reproduction in daily press and regular printed publications on sale to the public within 60 days of the event related to those data/results and always provided that copyright symbol appears together as follows below.

© DORNA, 2014

Official MotoGP Timing by TISSOT
www.motogp.com



Phillip Island, Saturday, October 18, 2014

Qualifying

Moto3

Lap	Lap Time	T1	T2	T3	T4	Speed	Lap	Lap Time	T1	T2	T3	T4	Speed
6th 7 Efren VAZQUEZ SaxoPrint-RTG SPA							9th 10 Alexis MASBOU Ongetta-Rivacold FRA						
Runs=3 Total laps=16 Full laps=11							Runs=3 Total laps=14 Full laps=9						
1	2'24.713	59.369	32.360	21.706	31.278		1	2'24.767	57.605	32.756	21.568	32.838	
2	1'37.032	23.226	28.553	18.454	26.799	249.3	2	1'37.773	23.443	28.812	18.637	26.881	246.0
3	1'36.759	23.178	28.499	18.476	26.606	248.0	3	13'12.083 P			24.847	10'00.085	245.9
4	1'43.651	25.643	32.121	18.615	27.272	247.8	4	1'49.738	33.512	29.810	19.136	27.280	
5	1'37.183	23.252	28.511	18.586	26.834	246.2	5	1'38.675	23.637	28.881	18.934	27.223	237.9
6	5'08.445 P	23.200	28.507	19.727	3'57.011	248.9	6	1'37.847	23.479	28.547	18.712	27.109	239.5
7	1'59.916	39.601	34.769	18.747	26.799		7	5'42.124 P	23.804	29.630	19.208	4'29.482	238.4
8	2'02.666	25.201	44.408	21.680	31.377	249.0	8	2'02.580	40.426	30.308	22.587	29.259	
9	1'37.587	23.236	28.694	18.629	27.028	246.9	9	1'50.760	23.175	28.628	19.440	39.517	243.3
10	9'51.114 P	23.977	28.856	18.712	8'39.569	245.7	10	1'36.758	23.094	28.436	18.534	26.694	244.1
11	2'16.589	34.734	34.095	31.665	36.095		11	1'37.231	23.157	28.602	18.554	26.918	246.1
12	1'37.251	23.360	28.682	18.537	26.672	248.0	12	2'00.119	23.181	34.850	30.408	31.680	243.1
13	1'36.572	22.972	28.554	18.430	26.616	249.0	13	1'42.887	23.489	31.193	21.199	27.006	239.6
14	2'03.590	22.936	34.686	32.052	33.916	247.3	14	1'36.688	22.939	28.536	18.590	26.623	246.0
15	1'52.018	23.501	31.379	21.089	36.049	247.7	10th 5 Romano FENATI SKY Racing Team V ITA						
16	1'38.031	23.259	28.872	18.741	27.159	247.1	Runs=3 Total laps=18 Full laps=13						
7th 13 Jasper IWEMA CIP NED							1 3'02.164 1'46.258 30.129 18.754 27.023						
Runs=3 Total laps=19 Full laps=14							2 1'36.932 23.131 28.652 18.456 26.693 239.6						
1	2'25.697	57.064	35.193	21.786	31.654		3 1'36.692 22.860 28.657 18.427 26.748 243.5						
2	1'38.961	23.489	29.196	19.292	26.984	240.0	4 1'37.439 23.119 28.781 18.704 26.835 242.6						
3	1'38.227	23.845	28.847	18.777	26.758	243.2	5 1'37.732 23.124 28.653 18.783 27.172 242.2						
4	1'37.246	23.396	28.511	18.498	26.841	238.7	6 1'42.387 24.896 29.768 18.956 28.767 222.8						
5	1'37.629	23.341	28.813	18.569	26.906	247.9	7 1'37.916 23.210 28.841 18.754 27.111 234.5						
6	1'38.084	23.162	28.503	19.210	27.209	244.0	8 1'37.630 23.045 28.658 18.785 27.142 236.7						
7	4'26.595 P	25.097	31.670	19.160	3'10.668	234.9	9 1'37.876 23.081 28.784 18.798 27.213 236.4						
8	1'49.325	32.754	29.727	19.173	27.671		10 1'40.315 24.550 29.278 18.951 27.536 234.6						
9	1'40.820	25.276	29.069	18.812	27.663	237.4	11 10'30.577 P 23.268 29.631 20.975 9'16.703 237.4						
10	1'38.293	23.533	28.797	18.817	27.146	237.9	12 1'47.341 31.736 28.951 18.723 27.931						
11	1'38.455	23.520	28.836	18.835	27.264	239.4	13 2'01.254 P 22.962 28.850 20.368 49.074 240.6						
12	1'38.517	23.594	28.746	18.887	27.290	236.2	14 1'48.224 31.466 29.921 19.457 27.380						
13	6'10.473 P	23.850	30.000	19.487	4'57.136	237.3	15 1'36.895 22.895 28.748 18.472 26.780 247.6						
14	2'16.002	36.889	36.611	26.880	35.622		16 1'37.215 22.760 28.559 18.742 27.154 243.5						
15	1'38.073	23.372	28.839	18.958	26.904	243.4	17 1'41.426 24.252 31.835 18.567 26.772 236.4						
16	1'36.640	22.992	28.406	18.406	26.836	246.9	18 1'36.712 22.804 28.555 18.414 26.939 245.1						
17	2'00.753	23.180	28.791	18.572	50.210	240.9	11th 99 Jorge NAVARRO Marc VDS Racing Tea SPA						
18	1'37.540	23.462	28.518	18.489	27.071	240.0	Runs=4 Total laps=18 Full laps=12						
19	1'37.368	23.211	28.477	18.647	27.033	244.8	1 2'21.697 52.781 30.893 21.656 36.367						
8th 8 Jack MILLER Red Bull KTM Ajo AUS							2 1'39.486 24.028 29.061 19.029 27.368 234.9						
Runs=4 Total laps=17 Full laps=10							3 1'37.981 23.360 28.812 18.757 27.052 240.5						
1	3'00.004	1'41.846	30.807	19.912	27.439		4 1'37.380 23.388 28.544 18.687 26.761 244.1						
2	1'37.449	23.139	28.589	18.562	27.159	241.3	5 1'38.189 23.131 28.981 18.838 27.239 244.9						
3	1'38.152	23.533	28.630	18.861	27.128	233.3	6 7'58.194 P 23.647 33.129 19.571 6'41.847 244.1						
4	1'37.579	23.427	28.559	18.641	26.952	235.5	7 1'55.786 36.604 31.737 20.001 27.444						
5	4'33.874 P	23.648	29.917	19.095	3'21.214	237.2	8 1'38.793 23.544 28.903 19.115 27.231 238.0						
6	1'47.528	31.350	29.306	18.944	27.928		9 1'38.568 23.591 28.857 18.958 27.162 237.5						
7	1'36.883	22.986	28.504	18.424	26.969	241.3	10 1'38.459 23.586 28.700 19.041 27.132 236.6						
8	1'37.123	23.153	28.506	18.573	26.891	237.4	11 1'38.506 23.484 28.753 18.930 27.339 241.9						
9	2'01.367	25.237	33.916	34.280	27.934	237.9	12 4'24.332 P 23.816 29.190 19.362 3'11.964 234.5						
10	8'43.311 P	23.349	32.557	31.785	7'15.620	237.5	13 2'22.269 P 31.708 33.932 23.145 53.484						
11	1'51.346	33.047	30.034	19.755	28.510		14 1'46.539 31.024 29.571 18.926 27.018						
12	2'01.480 P	23.012	28.827	19.558	50.083	243.8	15 1'36.753 23.174 28.439 18.491 26.649 245.5						
13	1'48.173	31.496	29.942	19.435	27.300		16 1'42.519 23.138 28.616 18.776 31.989 244.2						
14	1'37.029	22.922	28.612	18.498	26.997	243.7	17 1'37.333 23.112 28.610 18.750 26.861 246.1						
15	1'38.748	23.269	29.363	18.838	27.278	240.4	18 1'50.310 23.298 33.573 19.214 34.225 244.6						
16	1'36.672	23.027	28.205	18.416	27.024	246.1	12th 41 Brad BINDER Ambrogio Racing RSA						
17	1'48.138	28.400	33.342	19.095	27.301	237.5	Runs=4 Total laps=14 Full laps=8						
							1 9'59.550 P 54.643 30.425 19.626 8'14.856						

Fastest Lap: Alex MARQUEZ Estrella Galicia 0,0 SPA **1'36.050** 22.806 28.284 18.309 26.651

These data/results cannot be reproduced, stored and/or transmitted in whole or in part by any manner of electronic, mechanical, photocopying, recording, broadcasting or otherwise now known or herein after developed without the previous express consent by the copyright owner, except for reproduction in daily press and regular printed publications on sale to the public within 60 days of the event related to those data/results and always provided that copyright symbol appears together as follows below.
© DORNA, 2014



Qualifying

Moto3

Lap	Lap Time	T1	T2	T3	T4	Speed	Lap	Lap Time	T1	T2	T3	T4	Speed
4	6'04.672 P	23.449	28.704	18.663	4'53.856	231.8	10	1'38.799	23.382	29.601	18.963	26.853	246.0
5	1'53.395	36.787	29.691	19.129	27.788		11	1'37.285	23.201	28.650	18.648	26.786	246.1
6	1'38.317	23.937	28.832	18.704	26.844	227.8	12	1'38.100	23.249	29.074	18.698	27.079	245.0
7	12'22.077 P	23.090	28.717	18.639	11'11.631	239.8	13	2'03.245	23.641	29.128	29.685	40.791	241.0
8	1'50.064	32.395	29.484	19.661	28.524		14	1'58.104	23.262	47.698	19.532	27.612	246.0
9	1'49.386	23.212	29.196	20.613	36.365	239.8	23rd 55 Andrea LOCATELLI San Carlo Team Italia ITA						
10	1'38.439	23.406	28.928	18.902	27.203	243.5	Runs=5 Total laps=19 Full laps=11						
11	1'38.288	23.559	29.105	18.582	27.042	239.6	1	2'19.671	43.767	37.071	24.212	34.621	
12	2'04.427	22.974	32.229	34.555	34.669	245.4	2	1'39.534	24.568	29.159	18.706	27.101	229.1
13	1'37.958	23.202	28.846	18.864	27.046	244.1	3	1'37.658	23.370	28.776	18.625	26.887	235.0
14	1'38.890	24.062	29.019	18.730	27.079	241.3	4	1'37.508	23.161	28.520	18.735	27.092	241.9
19th 31 Niklas AJO Avant Tecno Husqvar FIN							5	1'42.745	23.405	29.538	19.915	29.887	237.3
Runs=2 Total laps=7 Full laps=4							6	1'48.806	23.624	28.852	21.631	34.699	234.0
1	3'00.261	1'42.043	30.847	19.815	27.556		7	4'56.155 P	23.170	28.752	18.866	3'45.367	236.1
2	1'37.201	23.105	28.656	18.490	26.950	240.9	8	2'05.018	37.839	33.265	21.242	32.672	
3	1'38.183	23.079	28.745	18.945	27.414	235.0	9	1'58.962	24.217	38.403	27.219	29.123	228.8
4	1'38.057	23.614	28.831	18.672	26.940	233.0	10	1'38.028	23.316	28.716	18.864	27.132	232.8
5	1'37.920	23.240	28.718	18.797	27.165	240.2	11	2'09.996 P	24.704	33.547	23.864	47.881	233.0
6	4'44.994 P	23.827	29.447	19.290	3'32.430	235.6	12	1'52.981	35.079	29.095	19.166	29.641	
7	1'50.129	31.819	32.831	18.724	26.755		13	4'11.663 P	23.623	29.295	19.637	2'59.108	234.5
20th 33 Enea BASTIANINI Junior Team GO&FU ITA							14	2'27.468 P	35.692	32.903	25.856	53.017	
Runs=3 Total laps=13 Full laps=8							15	1'48.826	31.800	30.294	19.569	27.163	
1	2'23.945	1'06.273	29.993	19.083	28.596		16	1'37.829	22.999	29.065	18.557	27.208	238.9
2	1'37.256	23.310	28.652	18.483	26.811	242.4	17	1'38.055	23.343	28.583	18.765	27.364	237.8
3	1'41.623	24.619	31.129	18.832	27.043	242.3	18	1'38.593	23.544	29.014	18.978	27.057	237.4
4	1'37.203	23.192	28.456	18.642	26.913	242.2	19	1'37.440	23.193	28.480	18.848	26.919	239.1
5	1'37.749	23.308	28.707	18.578	27.156	241.6	24th 2 Remy GARDNER Team Laglisse Calvo AUS						
6	1'38.982	23.286	28.830	19.557	27.309	239.7	Runs=3 Total laps=19 Full laps=14						
7	1'38.015	23.295	28.554	18.860	27.306	237.3	1	2'22.016	1'00.983	30.369	19.903	30.761	
8	11'29.706 P	25.871	29.523	18.973	10'15.339	235.4	2	1'42.565	26.676	29.541	18.860	27.488	240.0
9	1'48.290	32.373	29.529	18.951	27.437		3	1'39.342	24.132	29.109	18.823	27.278	237.8
10	9'40.084 P	23.235	1'16.901	25.748	7'34.200	238.5	4	1'38.227	23.205	28.804	18.818	27.400	245.3
11	1'55.803	31.163	30.196	20.524	33.920		5	1'38.382	23.462	28.885	18.757	27.278	238.4
12	1'38.529	23.362	28.692	18.801	27.674	239.0	6	5'25.043 P	23.788	29.123	19.104	4'13.028	240.8
13	1'37.513	23.605	28.422	18.556	26.930	240.2	7	2'06.573	34.037	31.000	27.052	34.484	
21st 43 Luca GRÜNWARD Kiefer Racing GER							8	1'38.926	23.799	29.200	18.759	27.168	231.9
Runs=3 Total laps=11 Full laps=6							9	1'37.672	23.392	28.655	18.657	26.968	239.7
1	2'20.887	54.489	31.703	22.323	32.372		10	1'38.623	23.518	28.935	18.797	27.373	244.9
2	1'38.866	23.853	29.194	18.713	27.106	235.3	11	1'39.214	23.330	29.408	19.156	27.320	240.3
3	1'37.228	23.284	28.519	18.515	26.910	241.3	12	1'39.456	23.500	29.262	19.095	27.599	234.0
4	1'37.364	23.242	28.521	18.696	26.905	243.2	13	4'58.105 P	23.681	29.710	19.696	3'45.018	232.7
5	1'42.348	23.264	29.485	19.968	29.631	242.4	14	2'08.056	33.933	37.714	20.591	35.818	
6	20'08.493 P	23.705	28.885	21.416	18'54.487	239.0	15	1'59.418	24.825	32.633	19.531	42.429	218.0
7	2'47.030	51.137	42.321	38.186	35.386		16	1'41.843	26.364	29.228	18.678	27.573	215.2
8	2'37.662 P	48.112	37.742	21.271	50.537	226.2	17	1'37.732	22.981	28.645	18.575	27.531	242.5
9	2'16.619	44.967	44.743	19.469	27.440		18	1'41.948	25.178	29.867	19.429	27.474	247.5
10	1'42.104	23.888	31.218	19.608	27.390	236.4	19	1'37.472	23.071	28.970	18.595	26.836	245.3
11	1'39.069	23.727	28.812	19.093	27.437	239.0	25th 63 Zulfahmi KHAIRUD Ongetta-AirAsia MAL						
22nd 38 Hafiq AZMI SIC-AJO MAL							Runs=4 Total laps=20 Full laps=13						
Runs=3 Total laps=14 Full laps=9							1	2'24.518	56.239	33.391	21.019	33.869	
1	2'59.596	1'41.633	30.659	19.620	27.684		2	1'42.582	24.260	30.121	19.342	28.859	243.0
2	1'38.284	23.886	29.043	18.515	26.840	233.8	3	1'37.949	23.481	28.523	18.701	27.244	242.5
3	1'37.969	23.612	29.030	18.659	26.668	241.2	4	1'37.634	23.611	28.553	18.597	26.873	241.9
4	1'37.862	23.511	28.953	18.601	26.797	242.2	5	1'37.928	23.386	28.514	18.885	27.143	244.8
5	1'38.111	23.364	29.078	18.698	26.971	243.5	6	1'45.597	23.293	28.582	20.039	33.683	244.5
6	4'45.713 P	23.835	29.702	19.058	3'33.118	241.1	7	6'11.085 P	23.308	28.548	18.882	5'00.347	242.3
7	1'49.966	31.637	32.449	18.786	27.094		8	1'58.760	36.589	31.118	22.798	28.255	
8	13'30.694 P	23.447	29.203	18.937	12'19.107	242.9	9	1'43.391	23.382	28.964	23.067	27.978	242.8
9	2'15.495	40.409	35.763	24.683	34.640		10	1'38.252	23.450	28.600	18.861	27.341	240.1
							11	1'45.332	27.542	31.258	18.905	27.627	239.2

Fastest Lap: Alex MARQUEZ Estrella Galicia 0,0 SPA **1'36.050** 22.806 28.284 18.309 26.651

These data/results cannot be reproduced, stored and/or transmitted in whole or in part by any manner of electronic, mechanical, photocopying, recording, broadcasting or otherwise now known or herein after developed without the previous express consent by the copyright owner, except for reproduction in daily press and regular printed publications on sale to the public within 60 days of the event related to those data/results and always provided that copyright symbol appears together as follows below.
© DORNA, 2014



Qualifying

Moto3

Lap	Lap Time	T1	T2	T3	T4	Speed	Lap	Lap Time	T1	T2	T3	T4	Speed	
12	1'38.465	23.482	28.767	18.826	27.390	234.9	7	1'58.269	33.280	31.842	19.165	33.982		
13	2'22.520 P	27.374	43.841	21.216	50.089	234.5	8	1'38.975	23.338	28.929	19.089	27.619	233.3	
14	2'02.118	40.107	30.363	22.282	29.366		9	1'38.256	23.503	28.907	18.683	27.163	235.3	
15	2'04.151 P	23.362	28.554	19.932	52.303	242.8	10	1'38.163	23.247	28.796	18.879	27.241	237.5	
16	1'48.189	33.178	29.135	18.729	27.147			unfinished	23.296	28.897	18.971		236.1	
17	1'37.614	23.222	28.608	18.678	27.106	244.8	29th	9	Scott DEROUE		RW Racing GP		NED	
18	1'38.990	23.437	28.719	18.866	27.968	241.3	Runs=3		Total laps=19		Full laps=14			
19	1'49.667	23.402	29.628	19.842	36.795	245.5	1	2'13.608	46.433	36.194	22.918	28.063		
20	1'38.690	23.372	28.803	19.411	27.104	239.2	2	1'40.163	23.763	29.435	19.195	27.770	239.7	
26th	16	Andrea MIGNO		Mahindra Racing			ITA	3	1'40.133	23.842	29.335	19.124	27.832	237.7
Runs=3		Total laps=21		Full laps=16			4	1'40.390	23.808	29.976	19.273	27.333	234.5	
1	2'19.488	55.015	31.007	20.697	32.769		5	1'39.104	23.236	29.001	18.960	27.907	244.2	
2	1'40.428	24.493	29.833	18.831	27.271	233.8	6	1'43.649	23.800	30.644	21.575	27.630	233.0	
3	1'37.699	23.280	28.704	18.669	27.046	245.6	7	1'39.491	23.468	29.146	19.058	27.819	240.5	
4	1'37.747	23.240	28.885	18.733	26.889	242.7	8	4'05.113 P	24.953	31.330	19.507	2'49.323	227.8	
5	1'41.768	23.765	31.462	19.200	27.341	241.6	9	2'10.942	36.721	39.605	26.671	27.945		
6	1'42.673	23.474	29.417	19.985	29.797	237.1	10	1'39.747	23.763	29.226	19.143	27.615	237.6	
7	1'38.179	23.388	28.812	18.825	27.154	240.0	11	4'39.493 P	26.623	33.005	19.470	3'20.395	228.8	
8	4'26.690 P	23.369	29.641	19.206	3'14.474	240.5	12	2'20.357	33.927	49.120	23.593	33.717		
9	1'58.582	33.579	30.388	21.499	33.116		13	1'38.568	23.517	28.727	18.884	27.440	240.0	
10	1'38.665	23.579	28.865	18.965	27.256	236.5	14	3'01.543	26.060	1'21.759	37.499	36.225	235.9	
11	1'45.983	24.418	33.904	19.810	27.851	237.2	15	1'40.761	24.339	30.308	18.819	27.295	232.5	
12	1'37.856	23.381	28.709	18.931	26.835	242.2	16	1'38.069	23.090	28.825	18.690	27.464	247.5	
13	1'38.005	23.262	28.753	18.767	27.223	242.0	17	2'00.023	23.176	29.224	33.626	33.997	246.5	
14	1'48.075	24.004	31.232	21.263	31.576	235.4	18	1'38.314	23.337	28.878	18.796	27.303	247.1	
15	3'14.419 P	23.770	28.574	18.734	2'03.341	231.7	19	1'38.026	23.149	28.984	18.730	27.163	243.8	
16	1'57.836	33.016	30.059	19.568	35.193			30th	65	Philipp OETTL		Interwetten Paddock		GER
17	1'39.063	23.781	29.172	19.051	27.059	235.1	Runs=4		Total laps=19		Full laps=13			
18	1'43.556	24.885	32.537	18.979	27.155	238.0	1	2'12.195	53.622	30.155	20.499	27.919		
19	1'38.017	23.316	28.532	19.017	27.152	235.7	2	1'39.339	23.845	29.087	18.993	27.414	237.1	
20	1'40.470	23.575	28.562	18.935	29.398	238.8	3	1'39.229	23.758	29.048	18.907	27.516	238.4	
21	1'38.289	23.335	29.083	18.982	26.889	243.1	4	1'39.303	23.843	29.013	19.002	27.445	235.2	
27th	21	Francesco BAGNAI		SKY Racing Team V			ITA	5	1'51.112	25.908	33.841	19.153	32.210	235.7
Runs=4		Total laps=18		Full laps=12			6	1'41.520	23.661	28.987	18.925	29.947	245.2	
1	2'13.216	54.670	30.640	20.020	27.886		7	1'38.467	23.681	28.879	18.847	27.060	237.9	
2	1'38.653	23.598	28.921	18.948	27.186	236.8	8	1'39.020	23.516	28.914	18.838	27.752	242.0	
3	1'45.707	23.496	29.699	23.932	28.580	239.6	9	1'52.589	33.749	31.777	19.795	27.268	243.4	
4	1'37.729	23.371	28.535	18.766	27.057	243.5	10	7'20.881 P	23.540	29.193	18.774	6'09.374	242.0	
5	1'38.520	23.448	28.928	18.907	27.237	242.0	11	2'01.558	36.735	32.260	19.983	32.580		
6	1'38.457	23.466	28.849	18.806	27.336	238.7	12	1'53.192	23.968	34.014	22.517	32.693	236.5	
7	6'26.315 P	24.651	35.559	22.832	5'03.273	234.1	13	1'39.691	24.269	28.970	19.032	27.420	225.6	
8	1'57.074	34.132	34.531	20.927	27.484		14	2'04.031 P	23.643	28.889	21.087	50.412	236.9	
9	1'38.892	23.423	29.053	18.971	27.445	240.1	15	2'49.551 P	34.611	31.027	26.465	1'17.448		
10	1'38.832	23.451	29.087	18.933	27.361	239.2	16	1'47.736	30.618	29.850	19.353	27.915		
11	1'38.191	23.426	28.802	18.780	27.183	239.5	17	1'42.185	24.047	30.635	19.133	28.370	236.0	
12	5'24.051 P	23.538	30.214	18.916	4'11.383	239.6	18	1'39.193	23.691	29.193	18.921	27.388	246.4	
13	2'46.995 P	45.756	32.742	34.690	53.807		19	1'39.105	23.486	29.380	19.020	27.219	240.6	
14	1'51.377	33.884	30.770	19.183	27.540			31st	3	Matteo FERRARI		San Carlo Team Italia		ITA
15	1'38.010	23.470	28.967	18.661	26.912	237.9	Runs=3		Total laps=17		Full laps=12			
16	1'38.429	23.322	28.718	18.808	27.581	243.3	1	2'21.700	41.469	38.994	28.364	32.873		
17	1'37.924	23.377	28.815	18.580	27.152	242.1	2	1'39.470	23.865	29.095	19.029	27.481	233.9	
18	1'37.979	23.351	28.587	18.836	27.205	246.0	3	1'38.707	23.615	28.928	18.791	27.373	237.5	
28th	57	Eric GRANADO		Calvo Team			BRA	4	1'39.044	23.534	29.013	18.975	27.522	241.0
Runs=2		Total laps=11		Full laps=7			5	1'38.877	23.648	28.987	18.860	27.382	234.4	
1	2'23.925	1'05.284	30.144	19.301	29.196		6	5'42.189 P	23.543	28.950	19.858	4'29.838	235.3	
2	1'38.017	23.409	28.816	18.649	27.143	242.9	7	1'50.418	32.339	29.721	20.451	27.907		
3	1'38.091	23.553	28.725	18.793	27.020	242.5	8	1'39.322	23.712	29.081	18.929	27.600	238.8	
4	1'42.491	23.440	28.790	19.389	30.872	242.4	9	1'38.885	23.467	29.001	19.087	27.330	236.9	
5	1'38.181	23.629	28.653	18.784	27.115	239.4	10	1'38.811	23.513	28.854	18.914	27.530	238.1	
6	6'21.101 P	23.324	28.793	18.872	5'10.112	243.1	11	8'11.303 P	23.600	29.204	19.254	6'59.245	237.0	

Fastest Lap: Alex MARQUEZ Estrella Galicia 0,0 SPA 1'36.050 22.806 28.284 18.309 26.651

These data/results cannot be reproduced, stored and/or transmitted in whole or in part by any manner of electronic, mechanical, photocopying, recording, broadcasting or otherwise now known or herein after developed without the previous express consent by the copyright owner, except for reproduction in daily press and regular printed publications on sale to the public within 60 days of the event related to those data/results and always provided that copyright symbol appears together as follows below.
© DORNA, 2014



Qualifying

Moto3

Lap	Lap Time	T1	T2	T3	T4	Speed	Lap	Lap Time	T1	T2	T3	T4	Speed
12	2'10.076	36.598	35.597	25.369	32.512		15	4'00.911 P	24.186	30.653	20.387	2'45.685	233.1
13	1'39.850	23.818	29.103	19.234	27.695	231.6	16	2'04.387	34.528	33.917	26.967	28.975	
14	1'39.966	23.655	28.973	19.231	28.107	231.4	17	1'47.827	24.520	35.646	19.805	27.856	229.2
15	1'39.982	23.536	29.411	19.087	27.948	238.0	18	1'43.830	24.198	32.597	19.552	27.483	229.6
16	1'39.593	23.704	28.969	19.191	27.729	232.2	19	1'39.047	23.671	29.026	19.080	27.270	237.2
17	1'39.468	23.787	28.913	19.280	27.488	231.4							

32nd 95 Jules DANILO Ambrogio Racing FRA

Runs=3 Total laps=16 Full laps=11

1	2'12.266	50.350	31.911	21.594	28.411	
2	1'40.236	24.275	29.404	19.203	27.354	231.1
3	1'40.605	24.032	28.996	19.891	27.686	236.5
4	1'39.968	24.349	29.019	19.157	27.443	233.5
5	1'42.152	24.140	29.047	21.376	27.589	235.7
6	1'39.518	23.835	29.039	19.159	27.485	238.7
7	1'40.184	24.201	29.209	19.285	27.489	232.3
8	5'29.228 P	24.373	32.240	19.850	4'12.765	236.9
9	2'06.823	35.422	44.259	19.406	27.736	
10	1'42.511	25.327	29.500	19.231	28.453	234.1
11	8'53.064 P	24.200	29.105	20.550	7'39.209	232.3
12	1'58.930	33.521	29.972	19.340	36.097	
13	1'39.657	24.012	29.042	19.164	27.439	235.9
14	2'44.325	24.231	56.916	55.189	27.989	235.7
15	1'58.433	24.085	29.025	22.716	42.607	237.8
16	1'38.852	23.904	28.958	18.909	27.081	243.0

33rd 45 Olly SIMPSON Olly Simpson Racing AUS

Runs=3 Total laps=18 Full laps=13

1	1'55.140	37.823	29.871	19.347	28.099	
2	1'55.078	25.345	37.120	24.088	28.525	227.9
3	1'40.861	23.999	29.560	19.187	28.115	228.0
4	1'39.934	23.779	29.273	19.152	27.730	233.0
5	1'43.484	25.184	31.689	19.024	27.587	231.3
6	6'13.824 P	23.982	29.845	19.050	5'00.947	233.7
7	1'47.758	31.011	29.811	19.193	27.743	
8	1'40.385	23.864	29.497	19.188	27.836	232.3
9	1'40.222	23.636	29.552	19.240	27.794	232.2
10	1'40.335	23.905	29.411	19.228	27.791	231.9
11	1'51.024	25.711	38.405	19.199	27.709	231.1
12	6'28.070 P	23.767	29.321	19.056	5'15.926	231.6
13	2'02.205	34.648	31.928	22.322	33.307	
14	1'39.634	23.911	29.249	18.888	27.586	227.2
15	1'39.249	23.541	29.220	18.832	27.656	233.6
16	1'38.993	23.508	29.165	19.016	27.304	234.3
17	1'39.628	23.559	29.214	19.063	27.792	234.8
18	1'39.453	23.750	29.248	19.023	27.432	234.2

34th 4 Gabriel RAMOS Kiefer Racing VEN

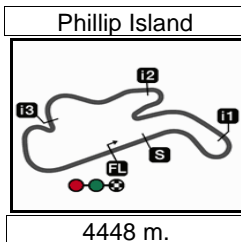
Runs=3 Total laps=19 Full laps=14

1	1'55.304	38.155	29.757	19.371	28.021	
2	1'41.666	24.498	29.513	19.525	28.130	233.4
3	1'54.196	26.686	37.941	21.186	28.383	226.1
4	1'39.924	23.839	29.315	19.199	27.571	233.0
5	1'42.854	24.058	31.804	19.255	27.737	235.9
6	1'44.689	23.856	29.673	22.836	28.324	235.8
7	6'13.558 P	24.241	29.401	19.081	5'00.835	230.1
8	1'56.628	32.796	32.817	22.624	28.391	
9	1'40.861	23.916	29.411	19.525	28.009	233.7
10	1'40.393	23.945	29.165	19.466	27.817	232.7
11	1'40.293	23.769	29.161	19.337	28.026	233.4
12	1'40.091	23.717	29.414	19.336	27.624	231.3
13	1'41.882	23.715	28.972	19.330	29.865	231.7
14	1'39.592	23.782	28.974	19.113	27.723	230.9

Fastest Lap: Alex MARQUEZ Estrella Galicia 0,0 SPA **1'36.050** 22.806 28.284 18.309 26.651

These data/results cannot be reproduced, stored and/or transmitted in whole or in part by any manner of electronic, mechanical, photocopying, recording, broadcasting or otherwise now known or herein after developed without the previous express consent by the copyright owner, except for reproduction in daily press and regular printed publications on sale to the public within 60 days of the event related to those data/results and always provided that copyright symbol appears together as follows below.
© DORNA, 2014





TISSOT AUSTRALIAN GRAND PRIX
Provisional Starting Grid

23

4448 m. Race : 23 laps = 102.304 km



1	1 1'36.050 12 Alex MARQUEZ Honda	2 1'36.064 42 Alex RINS Honda	3 1'36.389 58 Juanfran GUEVARA Kalex KTM
2	4 1'36.419 52 Danny KENT Husqvarna	5 1'36.521 17 John MCPHEE Honda	6 1'36.572 7 Efen VAZQUEZ Honda
3	7 1'36.640 13 Jasper IWEMA Mahindra	8 1'36.672 8 Jack MILLER KTM	9 1'36.688 10 Alexis MASBOU Honda
4	10 1'36.692 5 Romano FENATI KTM	11 1'36.753 99 Jorge NAVARRO Kalex KTM	12 1'36.766 41 Brad BINDER Mahindra
5	13 1'36.771 23 Niccolò ANTONELLI KTM	14 1'36.773 32 Isaac VIÑALES KTM	15 1'36.865 44 Miguel OLIVEIRA Mahindra
6	16 1'36.898 19 Alessandro TONUCCI Mahindra	17 1'36.953 84 Jakub KORNFEIL KTM	18 1'37.158 98 Karel HANIKA KTM
7	19 1'37.201 31 Niklas AJO Husqvarna	20 1'37.203 33 Enea BASTIANINI KTM	21 1'37.228 43 Luca GRÜN WALD Kalex KTM
8	22 1'37.285 38 Hafiq AZMI KTM	23 1'37.440 55 Andrea LOCATELLI Mahindra	24 1'37.472 2 Remy GARDNER KTM

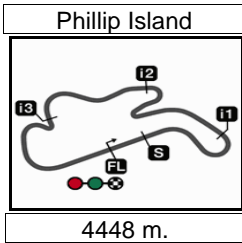
The results are provisional until the end of the limit for protest and appeals and until the ratification of the Event Management Committee.

Time limit for protest expires 60' at the latest after publication of the results - Mr. Time:

These data/results cannot be reproduced, stored and/or transmitted in whole or in part by any manner of electronic, mechanical, photocopying, recording, broadcasting or otherwise now known or herein after developed without the previous express consent by the copyright owner, except for reproduction in daily press and regular printed publications on sale to the public within 60 days of the event related to those data/results and always provided that copyright symbol appears together as follows below.

© DORNA, 2014





Results and timing service provided by TISSOT

Moto3

TISSOT AUSTRALIAN GRAND PRIX
Provisional Starting Grid

23

Race : 23 laps = 102.304 km

9	25 1'37.614 63 Zulfahmi KHAIRUDDIN Honda	26 1'37.699 16 Andrea MIGNO Mahindra	27 1'37.729 21 Francesco BAGNAIA KTM
10	28 1'38.017 57 Eric GRANADO KTM	29 1'38.026 9 Scott DEROUE Kalex KTM	30 1'38.467 65 Philipp OETTL Kalex KTM
11	31 1'38.707 3 Matteo FERRARI Mahindra	32 1'38.852 95 Jules DANILO Mahindra	33 1'38.993 45 Oily SIMPSON KTM
12	34 1'39.047 4 Gabriel RAMOS Kalex KTM		

The results are provisional until the end of the limit for protest and appeals and until the ratification of the Event Management Committee.

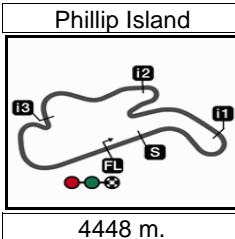
Time limit for protest expires 60' at the latest after publication of the results - Mr. Time:

These data/results cannot be reproduced, stored and/or transmitted in whole or in part by any manner of electronic, mechanical, photocopying, recording, broadcasting or otherwise now known or herein after developed without the previous express consent by the copyright owner, except for reproduction in daily press and regular printed publications on sale to the public within 60 days of the event related to those data/results and always provided that copyright symbol appears together as follows below.

© DORNA, 2014

Official MotoGP Timing by TISSOT
 www.motogp.com





TISSOT AUSTRALIAN GRAND PRIX

After the Qualifying

Event Best Maximum Speed



Rider	Nation Team	Motorcycle	Km/h	
7 Efren VAZQUEZ	SPA SaxoPrint-RTG	HONDA	249.3	Qualifying
44 Miguel OLIVEIRA	POR Mahindra Racing	MAHINDRA	248.7	Qualifying
13 Jasper IWEMA	NED CIP	MAHINDRA	247.9	Qualifying
5 Romano FENATI	ITA SKY Racing Team VR46	KTM	247.6	Qualifying
32 Isaac VIÑALES	SPA Calvo Team	KTM	247.5	Qualifying
2 Remy GARDNER	AUS Team Laglisse Calvo	KTM	247.5	Qualifying
58 Juanfran GUEVARA	SPA Mapfre Aspar Team Moto3	KALEX KTM	247.5	Qualifying
9 Scott DEROUÉ	NED RW Racing GP	KALEX KTM	247.5	Qualifying
41 Brad BINDER	RSA Ambrogio Racing	MAHINDRA	246.8	Qualifying
84 Jakub KORNFEL	CZE Calvo Team	KTM	246.8	Qualifying
65 Philipp OETTL	GER Interwetten Paddock Moto3	KALEX KTM	246.4	Qualifying
8 Jack MILLER	AUS Red Bull KTM Ajo	KTM	246.1	Qualifying
38 Hafiq AZMI	MAL SIC-AJO	KTM	246.1	Qualifying
99 Jorge NAVARRO	SPA Marc VDS Racing Team	KALEX KTM	246.1	Qualifying
10 Alexis MASBOU	FRA Ongetta-Rivacold	HONDA	246.1	Qualifying
21 Francesco BAGNAIA	ITA SKY Racing Team VR46	KTM	246.0	Qualifying
12 Alex MARQUEZ	SPA Estrella Galicia 0,0	HONDA	245.7	Qualifying
23 Niccolò ANTONELLI	ITA Junior Team GO&FUN Moto3	KTM	245.7	Qualifying
16 Andrea MIGNO	ITA Mahindra Racing	MAHINDRA	245.6	Qualifying
63 Zufahmi KHAIRUDDIN	MAL Ongetta-AirAsia	HONDA	245.5	Qualifying
98 Karel HANIKA	CZE Red Bull KTM Ajo	KTM	245.4	Qualifying
42 Alex RINS	SPA Estrella Galicia 0,0	HONDA	245.3	Qualifying
52 Danny KENT	GBR Red Bull Husqvarna Ajo	HUSQVARNA	244.2	Qualifying
17 John MCPHEE	GBR SaxoPrint-RTG	HONDA	243.6	Qualifying
43 Luca GRÜNWALD	GER Kiefer Racing	KALEX KTM	243.2	Qualifying
57 Eric GRANADO	BRA Calvo Team	KTM	243.1	Qualifying
33 Enea BASTIANINI	ITA Junior Team GO&FUN Moto3	KTM	243.0	Free Practice Nr. 3
95 Jules DANILO	FRA Ambrogio Racing	MAHINDRA	243.0	Qualifying
19 Alessandro TONUCCI	ITA CIP	MAHINDRA	242.0	Qualifying
55 Andrea LOCATELLI	ITA San Carlo Team Italia	MAHINDRA	241.9	Qualifying
31 Niklas AJO	FIN Avant Tecno Husqvarna Ajo	HUSQVARNA	241.6	Free Practice Nr. 3
3 Matteo FERRARI	ITA San Carlo Team Italia	MAHINDRA	241.0	Qualifying
4 Gabriel RAMOS	VEN Kiefer Racing	KALEX KTM	237.2	Qualifying
45 Oilly SIMPSON	AUS Oilly Simpson Racing	KTM	235.3	Free Practice Nr. 3

These data/results cannot be reproduced, stored and/or transmitted in whole or in part by any manner of electronic, mechanical, photocopying, recording, broadcasting or otherwise now known or herein after developed without the previous express consent by the copyright owner, except for reproduction in daily press and regular printed publications on sale to the public within 60 days of the event related to those data/results and always provided that copyright symbol appears together as follows below.


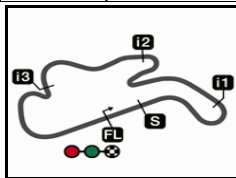
© DORNA, 2014

Official MotoGP Timing by TISSOT
www.motogp.com



Phillip Island, Saturday, October 18, 2014

Phillip Island

Results and timing service provided by  TISSOT

4448 m.

TISSOT AUSTRALIAN GRAND PRIX

Qualifying

Best Partial Times

Moto3

IT Ideal Lap Time, sum of the best partial times

BT Best Lap Time


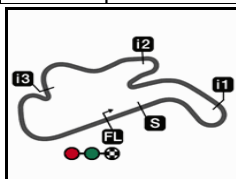
T1		T2		T3		T4				IT	BT	
Pos	Rider	Time	Rider	Time	Rider	Time	Rider	Time	Pos	Rider	IT	BT
1	A.RINS	22.739	J.MILLER	28.205	A.MARQUEZ	18.309	A.RINS	26.538	1	A.RINS	1'35.948	1'36.064 (2)
2	A.MARQUEZ	22.754	D.KENT	28.222	J.KORNFEIL	18.390	J.GUEVARA	26.551	2	A.MARQUEZ	1'35.987	1'36.050 (1)
3	R.FENATI	22.760	A.RINS	28.228	J.MCPHEE	18.397	E.VAZQUEZ	26.606	3	D.KENT	1'36.214	1'36.419 (4)
4	J.MCPHEE	22.902	A.MARQUEZ	28.284	J.IWEMA	18.406	D.KENT	26.612	4	J.MCPHEE	1'36.362	1'36.521 (5)
5	J.MILLER	22.922	J.MCPHEE	28.299	R.FENATI	18.414	A.MASBOU	26.623	5	J.GUEVARA	1'36.387	1'36.389 (3)
6	D.KENT	22.929	B.BINDER	28.303	J.MILLER	18.416	J.KORNFEIL	26.635	6	R.FENATI	1'36.422	1'36.692 (10)
7	E.VAZQUEZ	22.936	I.VIÑALES	28.385	E.VAZQUEZ	18.430	A.MARQUEZ	26.640	7	J.MILLER	1'36.434	1'36.672 (8)
8	A.MASBOU	22.939	J.KORNFEIL	28.396	A.RINS	18.443	I.VIÑALES	26.643	8	E.VAZQUEZ	1'36.471	1'36.572 (6)
9	J.GUEVARA	22.939	N.ANTONELLI	28.402	A.TONUCCI	18.451	J.NAVARRO	26.649	9	I.VIÑALES	1'36.497	1'36.773 (14)
10	I.VIÑALES	22.966	J.IWEMA	28.406	D.KENT	18.451	A.TONUCCI	26.663	10	J.KORNFEIL	1'36.505	1'36.953 (17)
11	K.HANIKA	22.974	J.GUEVARA	28.418	J.GUEVARA	18.479	H.AZMI	26.668	11	A.MASBOU	1'36.532	1'36.688 (9)
12	R.GARDNER	22.981	E.BASTIANINI	28.422	E.BASTIANINI	18.483	R.FENATI	26.693	12	B.BINDER	1'36.542	1'36.766 (12)
13	J.IWEMA	22.992	M.OLIVEIRA	28.430	B.BINDER	18.484	B.BINDER	26.709	13	J.IWEMA	1'36.562	1'36.640 (7)
14	A.LOCATELLI	22.999	A.MASBOU	28.436	N.ANTONELLI	18.488	J.IWEMA	26.758	14	A.TONUCCI	1'36.580	1'36.898 (16)
15	N.ANTONELLI	23.022	A.TONUCCI	28.438	N.AJO	18.490	M.OLIVEIRA	26.762	15	N.ANTONELLI	1'36.683	1'36.771 (13)
16	A.TONUCCI	23.028	J.NAVARRO	28.439	J.NAVARRO	18.491	J.MCPHEE	26.764	16	J.NAVARRO	1'36.691	1'36.753 (11)
17	B.BINDER	23.046	A.LOCATELLI	28.480	I.VIÑALES	18.503	N.ANTONELLI	26.771	17	M.OLIVEIRA	1'36.790	1'36.865 (15)
18	M.OLIVEIRA	23.047	E.VAZQUEZ	28.499	K.HANIKA	18.511	E.BASTIANINI	26.811	18	E.BASTIANINI	1'36.908	1'37.203 (20)
19	N.AJO	23.079	Z.KHAIRUDDIN	28.514	H.AZMI	18.515	K.HANIKA	26.826	19	A.LOCATELLI	1'36.923	1'37.440 (23)
20	J.KORNFEIL	23.084	L.GRÜNWALD	28.519	L.GRÜNWALD	18.515	A.MIGNO	26.835	20	K.HANIKA	1'36.974	1'37.158 (18)
21	S.DEROUE	23.090	A.MIGNO	28.532	A.MASBOU	18.534	R.GARDNER	26.836	21	H.AZMI	1'37.034	1'37.285 (22)
22	J.NAVARRO	23.112	F.BAGNAIA	28.535	M.OLIVEIRA	18.551	Z.KHAIRUDDIN	26.873	22	R.GARDNER	1'37.037	1'37.472 (24)
23	E.BASTIANINI	23.192	R.FENATI	28.555	A.LOCATELLI	18.557	A.LOCATELLI	26.887	23	N.AJO	1'37.165	1'37.201 (19)
24	H.AZMI	23.201	R.GARDNER	28.645	R.GARDNER	18.575	J.MILLER	26.891	24	L.GRÜNWALD	1'37.181	1'37.228 (21)

These data/results cannot be reproduced, stored and/or transmitted in whole or in part by any manner of electronic, mechanical, photocopying, recording, broadcasting or otherwise now known or herein after developed without the previous express consent by the copyright owner, except for reproduction in daily press and regular printed publications on sale to the public within 60 days of the event related to those data/results and always provided that copyright symbol appears together as follows below.
© DORNA, 2014

Official MotoGP Timing by TISSOT
www.motogp.com



Phillip Island

Results and timing service provided by  TISSOT

4448 m.

TISSOT AUSTRALIAN GRAND PRIX

Qualifying

Best Partial Times

Moto3

IT Ideal Lap Time, sum of the best partial times

BT Best Lap Time


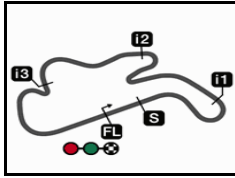
T1			T2			T3			T4				
Pos	Rider	Time	Rider	Time	Rider	Time	Rider	Time	Pos	Rider	IT	BT	
25	Z.KHAIRUDDIN	23.222	H.AZMI	28.650	F.BAGNAIA	18.580	L.GRÜNWARD	26.905	25	Z.KHAIRUDDIN	1'37.206	1'37.614 (25)	
26	A.MIGNO	23.240	E.GRANADO	28.653	Z.KHAIRUDDIN	18.597	F.BAGNAIA	26.912	26	A.MIGNO	1'37.276	1'37.699 (26)	
27	L.GRÜNWARD	23.242	N.AJO	28.656	E.GRANADO	18.649	N.AJO	26.940	27	F.BAGNAIA	1'37.349	1'37.729 (27)	
28	E.GRANADO	23.247	K.HANIKA	28.663	A.MIGNO	18.669	E.GRANADO	27.020	28	E.GRANADO	1'37.569	1'38.017 (28)	
29	F.BAGNAIA	23.322	S.DEROUE	28.727	S.DEROUE	18.690	P.OETTL	27.060	29	S.DEROUE	1'37.670	1'38.026 (29)	
30	M.FERRARI	23.467	M.FERRARI	28.854	P.OETTL	18.774	J.DANILO	27.081	30	P.OETTL	1'38.199	1'38.467 (30)	
31	P.OETTL	23.486	P.OETTL	28.879	M.FERRARI	18.791	S.DEROUE	27.163	31	M.FERRARI	1'38.442	1'38.707 (31)	
32	O.SIMPSON	23.508	J.DANILO	28.958	O.SIMPSON	18.832	G.RAMOS	27.270	32	J.DANILO	1'38.783	1'38.852 (32)	
33	G.RAMOS	23.671	G.RAMOS	28.972	J.DANILO	18.909	O.SIMPSON	27.304	33	O.SIMPSON	1'38.809	1'38.993 (33)	
34	J.DANILO	23.835	O.SIMPSON	29.165	G.RAMOS	19.080	M.FERRARI	27.330	34	G.RAMOS	1'38.993	1'39.047 (34)	

These data/results cannot be reproduced, stored and/or transmitted in whole or in part by any manner of electronic, mechanical, photocopying, recording, broadcasting or otherwise now known or herein after developed without the previous express consent by the copyright owner, except for reproduction in daily press and regular printed publications on sale to the public within 60 days of the event related to those data/results and always provided that copyright symbol appears together as follows below.
© DORNA, 2014

Official MotoGP Timing by TISSOT
www.motogp.com




Phillip Island

Results and timing service provided by **Moto3**

4448 m.

TISSOT AUSTRALIAN GRAND PRIX**Qualifying****Fastest Laps Sequence**

<i>Practice Time</i>	 <i>Rider</i>	<i>Nation</i>	<i>Motorcycle</i>	<i>Time</i>	<i>Km/h</i>	<i>Rider's Lap</i>
3'36.970	4 Gabriel RAMOS	VEN	KALEX KTM	1'41.666	157.5	2
3'51.534	65 Philipp OETTL	GER	KALEX KTM	1'39.339	161.1	2
3'51.869	21 Francesco BAGNAIA	ITA	KTM	1'38.653	162.3	2
3'58.756	44 Miguel OLIVEIRA	POR	MAHINDRA	1'38.286	162.9	2
4'01.201	33 Enea BASTIANINI	ITA	KTM	1'37.256	164.6	2
4'01.745	7 Efren VAZQUEZ	SPA	HONDA	1'37.032	165.0	2
4'02.706	58 Juanfran GUEVARA	SPA	KALEX KTM	1'36.999	165.0	2
4'39.096	5 Romano FENATI	ITA	KTM	1'36.932	165.1	2
5'38.504	7 Efren VAZQUEZ	SPA	HONDA	1'36.759	165.4	3
6'15.788	5 Romano FENATI	ITA	KTM	1'36.692	165.6	3
7'20.155	12 Alex MARQUEZ	SPA	HONDA	1'36.387	166.1	4
35'10.411	12 Alex MARQUEZ	SPA	HONDA	1'36.050	166.7	16

These data/results cannot be reproduced, stored and/or transmitted in whole or in part by any manner of electronic, mechanical, photocopying, recording, broadcasting or otherwise now known or herein after developed without the previous express consent by the copyright owner, except for reproduction in daily press and regular printed publications on sale to the public within 60 days of the event related to those data/results and always provided that copyright symbol appears together as follows below.

© DORNA, 2014

Official MotoGP Timing by TISSOT
www.motogp.com

Phillip Island, Saturday, October 18, 2014

