



5380 m.

COMMERCIAL BANK GRAND PRIX OF QATAR

Free Practice Nr. 2

Classification

6

	Rider	Nation	Team	Motorcycle	Time	Lap Total	Gap	Top Speed
1	93 Marc MARQUEZ	SPA	Repsol Honda Team	HONDA	1'54.828	3 16		344.7
2	26 Dani PEDROSA	SPA	Repsol Honda Team	HONDA	1'55.275	4 16	0.447 0.447	346.8
3	4 Andrea DOVIZIOSO	ITA	Ducati Team	DUCATI	1'55.366	3 17	0.538 0.091	344.7
4	35 Cal CRUTCHLOW	GBR	CWM LCR Honda	HONDA	1'55.397	15 16	0.569 0.031	342.3
5	29 Andrea IANNONE	ITA	Ducati Team	DUCATI	1'55.404	16 16	0.576 0.007	344.1
6	99 Jorge LORENZO	SPA	Movistar Yamaha MotoGP	YAMAHA	1'55.609	4 17	0.781 0.205	342.6
7	46 Valentino ROSSI	ITA	Movistar Yamaha MotoGP	YAMAHA	1'55.618	16 19	0.790 0.009	337.1
8	63 Mike DI MEGLIO	FRA	Avintia Racing	DUCATI	1'55.707	11 12	0.879 0.089	343.5
9	38 Bradley SMITH	GBR	Monster Yamaha Tech 3	YAMAHA	1'55.741	14 18	0.913 0.034	343.6
10	8 Hector BARBERA	SPA	Avintia Racing	DUCATI	1'55.838	3 16	1.010 0.097	341.9
11	41 Aleix ESPARGARO	SPA	Team SUZUKI ECSTAR	SUZUKI	1'55.847	2 15	1.019 0.009	330.0
12	68 Yonny HERNANDEZ	COL	Pramac Racing	DUCATI	1'55.970	15 16	1.142 0.123	345.7
13	44 PoI ESPARGARO	SPA	Monster Yamaha Tech 3	YAMAHA	1'56.004	3 15	1.176 0.034	344.6
14	25 Maverick VIÑALES	SPA	Team SUZUKI ECSTAR	SUZUKI	1'56.036	15 15	1.208 0.032	333.1
15	69 Nicky HAYDEN	USA	Aspar MotoGP Team	HONDA	1'56.086	13 17	1.258 0.050	335.0
16	45 Scott REDDING	GBR	EG 0,0 Marc VDS	HONDA	1'56.133	15 15	1.305 0.047	340.9
17	17 Karel ABRAHAM	CZE	AB Motoracing	HONDA	1'56.178	10 15	1.350 0.045	335.6
18	6 Stefan BRADL	GER	Athinà Forward Racing YAMAHA FORWARD	YAMAHA FORWARD	1'56.181	16 17	1.353 0.003	338.4
19	50 Eugene LAVERTY	IRL	Aspar MotoGP Team	HONDA	1'56.333	16 16	1.505 0.152	333.7
20	43 Jack MILLER	AUS	CWM LCR Honda	HONDA	1'56.578	15 15	1.750 0.245	336.6
21	9 Danilo PETRUCCI	ITA	Pramac Racing	DUCATI	1'56.657	13 17	1.829 0.079	342.6
22	76 Loris BAZ	FRA	Athinà Forward Racing YAMAHA FORWARD	YAMAHA FORWARD	1'56.966	14 15	2.138 0.309	331.8
23	15 Alex DE ANGELIS	RSM	Octo IodaRacing Team	ART	1'57.509	3 18	2.681 0.543	327.7
24	19 Alvaro BAUTISTA	SPA	Aprilia Racing Team Gresini	APRILIA	1'57.868	4 12	3.040 0.359	335.4
25	33 Marco MELANDRI	ITA	Aprilia Racing Team Gresini	APRILIA	1'58.542	10 12	3.714 0.674	334.6

Practice condition: **Dry**
 Air: 24°
 Humidity: 70%
 Ground: 33°

Fastest Lap:	Lap: 3	Marc MARQUEZ	1'54.828	168.6 Km/h
Circuit Record Lap:	2008	Casey STONER	1'55.153	168.1 Km/h
Circuit Best Lap:	2008	Jorge LORENZO	1'53.927	170.0 Km/h

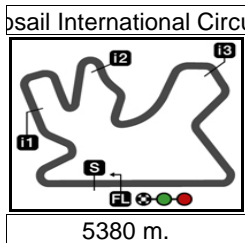
The results are provisional until the end of the limit for protest and appeals.

Time limit for protest expires 30' after publication of the results - Mr. Time:

These data/results cannot be reproduced, stored and/or transmitted in whole or in part by any manner of electronic, mechanical, photocopying, recording, broadcasting or otherwise now known or herein after developed without the previous express consent by the copyright owner, except for reproduction in daily press and regular printed publications on sale to the public within 60 days of the event related to those data/results and always provided that copyright symbol appears together as follows below.

© DORNA, 2015





Results and timing service provided by TISSOT

MotoGP

COMMERCIAL BANK GRAND PRIX OF QATAR

Free Practice Nr. 2

Combined Free Practice Times

7

	Rider	Nation	Team	MOTORCYCLE	FP1	FP2	Gap
1	93 M.MARQUEZ	SPA	Repsol Honda Team	HONDA	1'55.281 5	1'54.828 3	
2	26 D.PEDROSA	SPA	Repsol Honda Team	HONDA	1'55.357 3	1'55.275 4	0.447 0.447
3	4 A.DOVIZIOSO	ITA	Ducati Team	DUCATI	1'55.980 10	1'55.366 3	0.538 0.091
4	35 C.CRUTCHLOW	GBR	CWM LCR Honda	HONDA	1'55.818 14	1'55.397 15	0.569 0.031
5	29 A.IANNONE	ITA	Ducati Team	DUCATI	1'56.315 8	1'55.404 16	0.576 0.007
6	99 J.LORENZO	SPA	Movistar Yamaha MotoGP	YAMAHA	1'55.698 5	1'55.609 4	0.781 0.205
7	46 V.ROSSI	ITA	Movistar Yamaha MotoGP	YAMAHA	1'56.162 10	1'55.618 16	0.790 0.009
8	41 A.ESPARGARO	SPA	Team SUZUKI ECSTAR	SUZUKI	1'55.685 11	1'55.847 2	0.857 0.067
9	63 M.DI MEGLIO	FRA	Avintia Racing	DUCATI	1'57.612 12	1'55.707 11	0.879 0.022
10	38 B.SMITH	GBR	Monster Yamaha Tech 3	YAMAHA	1'56.428 11	1'55.741 14	0.913 0.034
11	8 H.BARBERA	SPA	Avintia Racing	DUCATI	1'56.957 6	1'55.838 3	1.010 0.097
12	9 D.PETRUCCI	ITA	Pramac Racing	DUCATI	1'55.939 15	1'56.657 13	1.111 0.101
13	68 Y.HERNANDEZ	COL	Pramac Racing	DUCATI	1'56.139 11	1'55.970 15	1.142 0.031
14	44 P.ESPARGARO	SPA	Monster Yamaha Tech 3	YAMAHA	1'56.361 3	1'56.004 3	1.176 0.034
15	25 M.VIÑALES	SPA	Team SUZUKI ECSTAR	SUZUKI	1'56.922 14	1'56.036 15	1.208 0.032
16	69 N.HAYDEN	USA	Aspar MotoGP Team	HONDA	1'57.052 14	1'56.086 13	1.258 0.050
17	45 S.REDDING	GBR	EG 0,0 Marc VDS	HONDA	1'56.374 14	1'56.133 15	1.305 0.047
18	17 K.ABRAHAM	CZE	AB Motoracing	HONDA	1'56.651 13	1'56.178 10	1.350 0.045
19	6 S.BRADL	GER	Athinà Forward Racing	MAHA FORWARD	1'56.577 10	1'56.181 16	1.353 0.003
20	50 E.LAVERTY	IRL	Aspar MotoGP Team	HONDA	1'57.224 15	1'56.333 16	1.505 0.152
21	43 J.MILLER	AUS	CWM LCR Honda	HONDA	1'56.983 12	1'56.578 15	1.750 0.245
22	15 A.DE ANGELIS	RSM	Octo IodaRacing Team	ART	1'56.768 14	1'57.509 3	1.940 0.190
23	76 L.BAZ	FRA	Athinà Forward Racing	MAHA FORWARD	1'57.031 12	1'56.966 14	2.138 0.198
24	19 A.BAUTISTA	SPA	Aprilia Racing Team Gresini	APRILIA	1'57.130 15	1'57.868 4	2.302 0.164
25	33 M.MELANDRI	ITA	Aprilia Racing Team Gresini	APRILIA	1'59.579 12	1'58.542 10	3.714 1.412

Pole Position Record:	2008	Jorge LORENZO	1'53.927	170.0 Km/h
Circuit Record Lap:	2008	Casey STONER	1'55.153	168.1 Km/h
Circuit Best Lap:	2008	Jorge LORENZO	1'53.927	170.0 Km/h

The results are provisional until the end of the limit for protest and appeals.

Time limit for protest expires 60' after publication of the results - Mr. Time:

These data/results cannot be reproduced, stored and/or transmitted in whole or in part by any manner of electronic, mechanical, photocopying, recording, broadcasting or otherwise now known or herein after developed without the previous express consent by the copyright owner, except for reproduction in daily press and regular printed publications on sale to the public within 60 days of the event related to those data/results and always provided that copyright symbol appears together as follows below.

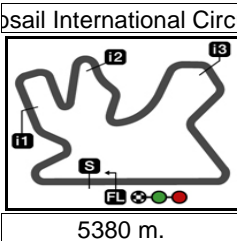
© DORNA, 2015

Official MotoGP Timing by TISSOT

www.motogp.com

Doha, Friday, March 27, 2015





COMMERCIAL BANK GRAND PRIX OF QATAR

Free Practice Nr. 2

Top Speed & Average

8



Rider	Nation	Motorcycle	Top 5 speeds					Average	Top
26 Dani PEDROSA	SPA	HONDA	346.8	345.6	344.9	344.4	344.2	345.2	346.8
68 Yonny HERNANDEZ	COL	DUCATI	345.7	342.3	342.3	342.2	341.8	342.9	345.7
4 Andrea DOVIZIOSO	ITA	DUCATI	344.7	343.8	341.5	341.1	341.0	342.4	344.7
93 Marc MARQUEZ	SPA	HONDA	344.7	344.7	344.1	344.1	344.1	344.3	344.7
44 Pol ESPARGARO	SPA	YAMAHA	344.6	342.2	340.3	339.5	337.7	340.9	344.6
29 Andrea IANNONE	ITA	DUCATI	344.1	343.8	342.3	341.5	340.8	342.5	344.1
38 Bradley SMITH	GBR	YAMAHA	343.6	342.9	342.9	341.2	341.1	342.1	343.6
63 Mike DI MEGLIO	FRA	DUCATI	343.5	341.6	341.3	341.0	340.4	341.6	343.5
9 Danilo PETRUCCI	ITA	DUCATI	342.6	341.3	340.9	340.4	340.4	341.1	342.6
99 Jorge LORENZO	SPA	YAMAHA	342.6	339.4	338.4	338.3	338.0	339.3	342.6
35 Cal CRUTCHLOW	GBR	HONDA	342.3	341.7	341.4	341.3	339.9	341.3	342.3
8 Hector BARBERA	SPA	DUCATI	341.9	341.6	341.4	341.1	340.9	341.3	341.9
45 Scott REDDING	GBR	HONDA	340.9	339.3	339.0	338.4	338.2	339.2	340.9
6 Stefan BRADL	GER	YAMAHA FOR	338.4	337.8	337.7	337.2	336.9	337.6	338.4
46 Valentino ROSSI	ITA	YAMAHA	337.1	336.8	336.8	336.5	336.5	336.7	337.1
43 Jack MILLER	AUS	HONDA	336.6	335.5	334.7	333.4	333.4	334.7	336.6
17 Karel ABRAHAM	CZE	HONDA	335.6	334.4	333.3	333.0	332.9	333.7	335.6
19 Alvaro BAUTISTA	SPA	APRILIA	335.4	333.1	332.1	332.1	331.0	332.7	335.4
69 Nicky HAYDEN	USA	HONDA	335.0	334.5	333.7	332.9	332.7	333.8	335.0
33 Marco MELANDRI	ITA	APRILIA	334.6	333.7	332.5	331.7	331.6	332.8	334.6
50 Eugene LAVERTY	IRL	HONDA	333.7	333.2	331.4	331.4	330.6	332.1	333.7
25 Maverick VIÑALES	SPA	SUZUKI	333.1	332.6	331.6	331.2	330.7	331.8	333.1
76 Loris BAZ	FRA	YAMAHA FOR	331.8	331.2	331.1	330.6	330.1	331.0	331.8
41 Aleix ESPARGARO	SPA	SUZUKI	330.0	329.8	328.3	327.8	327.7	328.7	330.0
15 Alex DE ANGELIS	RSM	ART	327.7	326.1	325.9	324.9	323.5	325.6	327.7

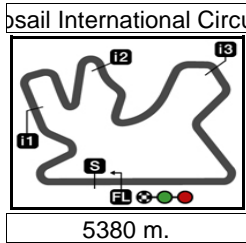
These data/results cannot be reproduced, stored and/or transmitted in whole or in part by any manner of electronic, mechanical, photocopying, recording, broadcasting or otherwise now known or herein after developed without the previous express consent by the copyright owner, except for reproduction in daily press and regular printed publications on sale to the public within 60 days of the event related to those data/results and always provided that copyright symbol appears together as follows below.

© DORNA, 2015

Official MotoGP Timing by TISSOT
www.motogp.com



Doha, Friday, March 27, 2015



COMMERCIAL BANK GRAND PRIX OF QATAR

Free Practice Nr. 2

Chronological Analysis of Performances

9

P Crossing the finish line in pit lane		T1 Time from finish line to 1st intermediate		T2 Time from 1st intermed. to 2nd intermed.		T3 Time from 2nd intermed. to 3rd intermed.		T4 Time from 3rd intermediate to finish line					
Lap	Lap Time	T1	T2	T3	T4	Speed	Lap	Lap Time	T1	T2	T3	T4	Speed
1st	93	Marc MARQUEZ		Repsol Honda Team		SPA							
		Runs=3	Total laps=16	Full laps=11									
1	2'51.390	1'14.085	34.022	30.554	32.729	115.2	13	1'56.931	25.438	30.498	28.961	32.034	340.0
2	1'57.036	25.253	31.053	28.777	31.953	343.1	14	1'58.445	26.573	31.211	28.969	31.692	341.0
3	1'54.828	25.004	29.894	28.333	31.597	343.2	15	1'55.832	25.137	30.227	28.778	31.690	340.9
4	1'55.049	24.977	30.015	28.348	31.709	344.7	16	1'55.906	25.106	30.333	28.720	31.747	341.5
5	1'58.832	24.998	30.736	29.794	33.304	344.7	17	1'55.860	25.116	30.194	28.754	31.796	340.3
6	10'36.204 P	25.399	30.461	29.427	9'10.917	341.8							
7	2'07.955	33.716	32.167	29.662	32.410	119.9							
8	1'57.301	26.237	30.352	28.759	31.953	342.7							
9	1'55.295	24.968	29.996	28.576	31.755	344.1							
10	1'55.509	25.266	30.102	28.376	31.765	344.1							
11	1'56.090	25.455	30.187	28.568	31.880	343.0							
12	6'04.909 P	26.603	31.959	30.214	4'36.133	341.9							
13	2'09.682	34.344	32.425	30.287	32.626	111.5							
14	1'55.278	25.131	30.046	28.440	31.661	342.3							
15	1'55.253	24.985	30.003	28.540	31.725	344.1							
16	1'55.350	25.037	30.093	28.548	31.672	341.9							
4th	35	Cal CRUTCHLOW		CWM LCR Honda		GBR							
		Runs=3	Total laps=16	Full laps=11									
1	2'26.002	38.695	35.539	35.783	35.985	149.7							
2	2'03.642	27.339	31.861	32.188	32.254	331.6							
3	1'56.249	25.406	30.230	28.602	32.011	342.3							
4	1'55.977	25.386	30.238	28.575	31.778	341.4							
5	2'00.540	27.462	31.557	29.057	32.464	330.7							
6	1'56.161	25.337	30.255	28.638	31.931	341.7							
7	9'45.636 P	28.076	33.058	30.401	8'14.101	339.9							
8	2'11.608	32.194	32.607	31.436	35.371	168.0							
9	1'59.800	27.409	30.877	29.478	32.036	339.0							
10	2'00.380	25.682	30.323	30.449	33.926	337.7							
11	1'56.313	25.420	30.313	28.581	31.999	338.2							
12	7'29.243 P	27.413	31.610	29.610	6'00.610	341.3							
13	2'08.070	33.068	32.346	29.857	32.799	165.7							
14	2'01.272	28.659	30.836	29.511	32.266	336.0							
15	1'55.397	25.289	29.855	28.442	31.811	336.9							
16	2'03.300	28.343	33.003	29.772	32.182	339.7							
5th	29	Andrea IANNONE		Ducati Team		ITA							
		Runs=4	Total laps=17	Full laps=9									
1	2'35.098	53.677	37.555	30.928	32.938	92.4							
2	1'58.369	26.254	31.016	29.389	31.710	324.6							
3	1'55.695	25.225	30.100	28.601	31.769	344.1							
4	1'56.101	25.350	30.102	28.655	31.994	343.8							
5	6'46.042 P	27.526	31.881	29.790	5'16.845	339.9							
6	2'10.447	37.598	31.355	29.573	31.921	95.5							
7	1'56.024	25.360	30.105	28.672	31.887	339.3							
8	1'56.523	25.384	30.250	28.887	32.002	340.4							
9	7'15.889 P	25.470	31.227	31.034	5'48.158	342.3							
10	2'08.840	34.496	32.400	29.643	32.301	112.7							
11	1'56.551	25.426	30.363	28.799	31.963	341.5							
12	1'56.362	25.313	30.301	28.890	31.858	339.8							
13	1'56.633	25.488	30.392	28.856	31.897	340.6							
14	3'55.849 P	26.297	31.092	29.440	2'29.020	336.3							
15	2'05.825	34.157	30.804	28.912	31.952	116.6							
16	1'55.404	25.275	29.873	28.525	31.731	340.8							
		PIT	28.979	32.922	29.293	339.3							
6th	99	Jorge LORENZO		Movistar Yamaha Mot		SPA							
		Runs=3	Total laps=17	Full laps=12									
1	2'30.199	51.121	36.732	30.165	32.181								
2	1'56.313	25.775	30.284	28.578	31.676	337.7							
3	1'55.711	25.335	30.101	28.568	31.707	337.7							
4	1'55.609	25.335	30.035	28.615	31.624	338.4							
5	7'58.744 P	26.962	32.183	28.958	6'30.641	342.6							

Fastest Lap: Marc MARQUEZ Repsol Honda Team SPA 1'54.828 25.004 29.894 28.333 31.597

These data/results cannot be reproduced, stored and/or transmitted in whole or in part by any manner of electronic, mechanical, photocopying, recording, broadcasting or otherwise now known or herein after developed without the previous express consent by the copyright owner, except for reproduction in daily press and regular printed publications on sale to the public within 60 days of the event related to those data/results and always provided that copyright symbol appears together as follows below.
© DORNA, 2015



Free Practice Nr. 2

MotoGP

Lap	Lap Time	T1	T2	T3	T4	Speed	Lap	Lap Time	T1	T2	T3	T4	Speed
6	2'08.885	31.692	33.187	32.075	31.931	172.8	11	8'57.365 P	25.339	30.444	28.742	7'32.840	339.9
7	1'55.614	25.203	30.217	28.557	31.637	338.3	12	2'06.343	33.517	31.487	29.405	31.934	134.1
8	1'55.654	25.252	30.143	28.539	31.720	338.0	13	1'56.025	25.324	30.102	28.643	31.956	339.0
9	1'57.229	25.293	30.615	29.450	31.871	337.5	14	1'55.741	25.275	30.021	28.553	31.892	339.7
10	1'56.324	25.427	30.392	28.710	31.795	335.2	15	5'35.094 P	25.869	30.600	29.224	4'09.401	338.7
11	1'56.047	25.345	30.230	28.717	31.755	336.4	16	2'06.024	34.424	30.589	28.996	32.015	125.0
12	8'07.664 P	25.397	30.229	28.821	6'43.217	336.5	17	1'56.085	25.406	30.136	28.585	31.958	339.4
13	2'02.688	30.823	31.012	28.961	31.892	167.7	18	1'56.496	25.330	30.322	28.831	32.013	342.9
14	1'56.004	25.487	30.189	28.593	31.735	336.3	10th 8 Hector BARBERA Avintia Racing SPA						
15	1'56.267	25.435	30.356	28.632	31.844	339.4	Runs=3 Total laps=16 Full laps=11						
16	1'56.246	25.436	30.260	28.695	31.855	336.9	1	2'30.776	46.346	35.735	36.529	32.166	158.1
17	1'56.331	25.406	30.301	28.851	31.773	337.2	2	1'56.252	25.599	30.358	28.576	31.719	341.9
7th 46 Valentino ROSSI Movistar Yamaha Mot ITA							3	1'55.838	25.229	30.197	28.668	31.744	337.2
Runs=3 Total laps=19 Full laps=14							4	1'59.850	25.434	32.845	29.559	32.012	341.1
1	2'11.491	36.156	32.521	30.051	32.763	162.4	5	1'57.323	25.684	30.612	28.917	32.110	334.4
2	1'56.806	25.747	30.262	28.780	32.017	335.7	6	1'57.572	25.581	30.728	29.033	32.230	340.8
3	1'56.065	25.354	30.091	28.733	31.887	335.9	7	1'57.477	25.431	30.820	29.102	32.124	340.3
4	1'55.978	25.421	30.102	28.643	31.812	336.1	8	2'02.775	25.539	32.233	32.681	32.322	339.9
5	1'55.961	25.217	30.192	28.628	31.924	336.5	9	1'57.455	25.668	30.608	29.065	32.114	339.5
6	6'17.403 P	25.471	30.198	28.845	4'52.889	336.8	10	8'32.743 P	25.512	30.597	29.130	7'07.504	340.9
7	2'07.213	33.934	31.564	29.531	32.184	132.5	11	2'08.319	32.844	31.644	29.914	33.917	138.4
8	1'56.315	25.655	30.115	28.633	31.912	334.9	12	9'02.812 P	33.405	30.994	29.518	7'28.895	339.8
9	1'56.104	25.330	30.156	28.771	31.847	335.1	13	2'13.977	34.132	33.407	31.678	34.760	162.3
10	2'03.650	27.628	34.105	29.817	32.100	333.8	14	1'56.107	25.483	30.274	28.649	31.701	341.6
11	1'55.897	25.367	30.124	28.612	31.794	335.9	15	1'56.707	25.521	30.271	28.930	31.985	341.4
12	1'55.966	25.455	30.108	28.601	31.802	335.8	16	1'56.383	25.305	30.294	28.792	31.992	340.9
13	1'55.932	25.352	30.162	28.579	31.839	336.5	11th 41 Aleix ESPARGARO Team SUZUKI ECST SPA						
14	5'50.451 P	27.958	31.710	29.674	4'21.109	333.0	Runs=3 Total laps=15 Full laps=10						
15	2'10.317	35.550	31.645	30.958	32.164	109.3	1	3'03.723	1'28.679	32.821	29.885	32.338	174.6
16	1'55.618	25.319	29.969	28.627	31.703	336.8	2	1'55.847	25.326	29.978	28.476	32.067	326.8
17	1'55.664	25.244	30.145	28.594	31.681	336.4	3	1'56.046	25.310	29.996	28.602	32.138	327.4
18	2'02.849	29.282	31.752	29.526	32.289	337.1	4	1'56.422	25.317	30.190	28.746	32.169	326.8
19	1'55.920	25.372	30.023	28.713	31.812	336.3	5	1'56.506	25.384	30.203	28.755	32.164	327.2
8th 63 Mike DI MEGLIO Avintia Racing FRA							6	1'56.746	25.454	30.296	28.821	32.175	327.1
Runs=3 Total laps=13 Full laps=7							7	7'23.764 P	26.392	32.164	30.300	5'54.908	327.0
1	2'21.373	44.162	32.444	31.940	32.827	105.7	8	2'09.040	31.343	34.325	30.987	32.385	178.0
2	1'56.616	25.513	30.396	28.798	31.909	343.5	9	1'56.716	25.451	30.172	29.033	32.060	329.8
3	1'56.475	25.457	30.345	28.802	31.871	341.3	10	2'03.618	31.304	31.152	28.996	32.166	330.0
4	1'57.145	25.470	30.503	29.014	32.158	340.4	11	1'56.318	25.313	30.238	28.614	32.153	328.3
5	10'21.156 P	26.135	33.015	29.545	8'52.461	339.7	12	1'56.498	25.393	30.101	28.847	32.157	327.7
6	2'06.694	32.564	32.025	29.943	32.162	158.7	13	1'56.386	25.259	30.092	28.726	32.309	327.8
7	1'57.450	25.595	30.563	29.090	32.202	339.1	14	7'28.811 P	28.450	32.407	30.361	5'57.593	311.9
8	1'57.746	25.626	30.671	29.178	32.271	338.1	15	2'11.158	32.498	31.744	29.308	37.608	172.2
9	13'19.220 P	26.466	33.059	30.443	11'49.252	337.7	12th 68 Yonny HERNANDEZ Pramac Racing COL						
10	2'09.143	33.197	34.992	28.936	32.018	126.3	Runs=4 Total laps=16 Full laps=9						
11	1'55.707	25.205	30.189	28.537	31.776	341.0	1	2'19.536	43.810	32.366	30.804	32.556	161.3
12	2'01.287	25.780	31.811	31.484	32.212	339.7	2	1'57.638	25.569	30.868	29.108	32.093	340.1
unfinished 25.431 30.163 28.671 341.6							3	2'03.136	29.045	31.103	29.396	33.592	341.0
9th 38 Bradley SMITH Monster Yamaha Tec GBR							4	1'56.126	25.265	30.252	28.727	31.882	342.2
Runs=3 Total laps=18 Full laps=13							5	8'25.372 P	28.480	30.547	29.136	6'57.209	345.7
1	2'36.701	57.179	35.187	31.194	33.141	154.0	6	2'11.001	34.848	32.502	31.742	31.909	93.9
2	1'58.499	26.243	30.821	29.204	32.231	341.2	7	1'56.206	25.358	30.230	28.731	31.887	339.5
3	1'57.606	26.056	30.738	28.751	32.061	342.9	8	1'56.306	25.325	30.211	28.783	31.987	338.8
4	1'57.171	25.624	30.796	28.748	32.003	340.3	9	5'59.608 P	27.889	31.094	29.516	4'31.109	338.6
5	1'56.811	25.454	30.582	28.790	31.985	343.6	10	2'10.853	35.717	32.562	29.472	33.102	178.7
6	1'56.850	25.482	30.480	28.778	32.110	341.1	11	1'56.599	25.469	30.233	28.986	31.911	340.3
7	1'56.708	25.452	30.417	28.760	32.079	341.1	12	1'56.401	25.300	30.225	28.882	31.994	341.8
8	1'56.545	25.475	30.322	28.750	31.998	337.2	13	4'35.375 P	25.588	30.597	29.136	3'10.054	342.3
9	1'56.550	25.451	30.425	28.721	31.953	339.8	14	2'05.284	32.423	31.568	29.261	32.032	136.7
10	1'56.315	25.352	30.359	28.703	31.901	340.1	15	1'55.970	25.288	30.114	28.730	31.838	341.4

Fastest Lap: Marc MARQUEZ Repsol Honda Team SPA **1'54.828** 25.004 29.894 28.333 31.597

These data/results cannot be reproduced, stored and/or transmitted in whole or in part by any manner of electronic, mechanical, photocopying, recording, broadcasting or otherwise now known or herein after developed without the previous express consent by the copyright owner, except for reproduction in daily press and regular printed publications on sale to the public within 60 days of the event related to those data/results and always provided that copyright symbol appears together as follows below.
© DORNA, 2015



Free Practice Nr. 2

MotoGP

Lap	Lap Time	T1	T2	T3	T4	Speed	Lap	Lap Time	T1	T2	T3	T4	Speed
16	1'56.235	25.239	30.224	28.763	32.009	342.3	4	1'57.185	25.560	30.712	28.711	32.202	339.3
13th 44 Poi ESPARGARO Monster Yamaha Tec SPA							5	1'56.922	25.258	30.647	28.771	32.246	339.0
Runs=3 Total laps=15 Full laps=10							6	8'28.179 P	28.436	31.703	29.373	6'58.667	338.4
1	2'38.640	1'01.696	34.596	29.815	32.533	126.4	7	2'04.991	31.612	31.537	29.375	32.467	159.5
2	1'56.601	25.460	30.563	28.666	31.912	342.2	8	1'57.411	25.453	30.773	28.943	32.242	334.2
3	1'56.004	25.234	30.378	28.558	31.834	344.6	9	1'57.389	25.531	30.785	28.793	32.280	334.3
4	1'56.435	25.360	30.330	28.741	32.004	340.3	10	1'57.440	25.408	30.755	28.926	32.351	332.7
5	8'16.599 P	29.600	31.529	29.533	6'45.937	335.4	11	10'55.218 P	28.688	31.659	29.723	9'25.148	333.1
6	2'12.127	34.718	33.072	32.156	32.181	97.6	12	2'16.505	31.587	32.318	31.921	40.679	169.5
7	1'56.899	25.719	30.231	28.834	32.115	336.8	13	1'56.217	25.494	30.409	28.458	31.856	336.0
8	1'56.628	25.424	30.333	28.840	32.031	337.0	14	2'05.974	29.391	31.306	30.111	35.166	335.6
9	11'14.479 P	25.503	31.773	29.788	9'47.415	337.3	15	1'56.133	25.283	30.337	28.492	32.021	337.5
10	2'03.318	30.479	31.085	29.404	32.350	153.9	17th 17 Karel ABRAHAM AB Motoracing CZE						
11	1'56.421	25.416	30.308	28.759	31.938	335.2	Runs=3 Total laps=16 Full laps=10						
12	1'58.239	25.382	31.837	29.058	31.962	336.6	1	2'12.009	35.401	33.155	29.999	33.454	159.8
13	1'56.193	25.402	30.216	28.770	31.805	337.3	2	1'57.403	25.818	30.579	28.824	32.182	329.2
14	1'56.453	25.374	30.270	28.830	31.979	339.5	3	1'56.843	25.482	30.299	28.774	32.288	332.9
15	1'56.686	25.571	30.296	28.804	32.015	337.7	4	2'06.539	31.703	31.591	30.752	32.493	332.1
14th 25 Maverick VIÑALES Team SUZUKI ECST SPA							5	9'54.661 P	25.915	31.204	30.597	8'26.945	335.6
Runs=4 Total laps=15 Full laps=8							6	2'10.008	35.261	31.822	29.900	33.025	162.0
1	2'51.857	1'14.561	33.771	30.572	32.953	161.8	7	1'56.225	25.371	30.342	28.508	32.004	331.4
2	1'57.364	25.864	30.775	28.616	32.109	327.4	8	2'00.556	25.611	30.527	31.274	33.144	334.4
3	1'56.168	25.513	30.302	28.435	31.918	331.6	9	1'56.545	25.349	30.557	28.621	32.018	333.3
4	1'56.307	25.377	30.275	28.568	32.087	332.6	10	1'56.178	25.290	30.277	28.617	31.994	333.0
5	7'54.238 P	25.477	30.480	28.557	6'29.724	331.2	11	8'36.144 P	25.310	32.265	29.254	7'09.315	332.5
6	2'07.652	33.376	32.942	28.992	32.342	165.0	12	2'18.001	39.156	33.857	30.709	34.279	79.6
7	1'56.904	25.618	30.601	28.603	32.082	330.3	13	1'58.713	25.852	31.598	29.066	32.197	332.9
8	10'01.160 P	25.467	30.580	28.649	8'36.464	333.1	14	1'56.292	25.277	30.350	28.601	32.064	331.7
9	2'08.165	33.300	31.720	30.266	32.879	169.5	15	1'56.623	25.430	30.408	28.570	32.215	331.5
10	1'56.629	25.533	30.574	28.519	32.003	328.0	PIT 28.044 32.712 30.249 331.8						
11	3'44.083 P	27.077	31.995	28.858	2'16.153	327.9	18th 6 Stefan BRADL Athina Forward Racin GER						
12	2'06.911	32.529	32.180	29.619	32.583	167.0	Runs=4 Total laps=17 Full laps=10						
13	1'56.439	25.589	30.438	28.399	32.013	329.0	1	2'26.550	47.941	33.149	30.024	35.436	149.3
14	1'56.164	25.443	30.331	28.380	32.010	329.0	2	2'01.778	27.978	32.641	29.121	32.038	335.4
15	1'56.036	25.360	30.223	28.388	32.065	330.7	3	1'56.622	25.600	30.267	28.744	32.011	337.8
15th 69 Nicky HAYDEN Aspar MotoGP Team USA							4	1'56.728	25.366	30.352	28.909	32.101	337.7
Runs=3 Total laps=17 Full laps=12							5	7'22.493 P	25.508	30.964	29.375	5'56.646	337.2
1	2'20.448	42.644	33.811	31.118	32.875	99.0	6	2'11.147	35.163	33.117	30.449	32.418	125.9
2	1'57.601	25.863	30.679	28.849	32.210	333.7	7	1'56.804	25.383	30.409	28.899	32.113	336.6
3	1'57.198	25.623	30.467	28.889	32.219	330.3	8	1'56.995	25.499	30.328	28.943	32.225	338.4
4	1'57.023	25.535	30.487	28.793	32.208	335.0	9	1'57.296	25.492	30.428	29.256	32.120	335.0
5	6'27.204 P	26.789	31.336	32.152	4'56.927	327.9	10	1'57.566	25.517	30.541	29.142	32.366	336.9
6	2'06.515	32.321	32.279	29.327	32.588	159.4	11	5'42.812 P	27.533	31.471	29.523	4'14.285	335.2
7	1'56.206	25.467	30.152	28.498	32.089	329.3	12	2'04.163	31.488	31.015	29.321	32.339	159.5
8	1'56.922	25.486	30.365	28.815	32.256	330.0	13	1'57.487	25.525	30.526	29.122	32.314	334.2
9	1'58.740	25.571	31.066	29.129	32.974	330.1	14	3'49.937 P	26.337	31.384	29.822	2'22.394	334.0
10	1'57.136	25.440	30.422	28.916	32.358	332.1	15	2'06.107	31.637	31.138	29.641	33.691	161.1
11	9'11.401 P	26.246	32.320	29.552	7'43.283	332.6	16	1'56.181	25.303	30.178	28.807	31.893	333.3
12	2'03.356	30.341	31.567	29.218	32.230	179.4	17	1'56.307	25.299	30.103	28.899	32.006	334.9
13	1'56.086	25.346	30.101	28.607	32.032	331.2	19th 50 Eugene LAVERTY Aspar MotoGP Team IRL						
14	2'19.961	30.059	37.172	31.831	40.899	323.3	Runs=4 Total laps=16 Full laps=9						
15	1'57.324	25.727	30.781	28.735	32.081	332.9	1	2'14.673	37.511	33.016	30.861	33.285	167.8
16	1'57.474	25.817	30.549	28.725	32.383	332.7	2	1'58.784	26.185	30.935	29.177	32.487	333.7
17	1'57.061	25.535	30.489	28.749	32.288	334.5	3	1'57.360	25.642	30.385	29.046	32.287	333.2
16th 45 Scott REDDING EG 0,0 Marc VDS GBR							4	1'57.449	25.607	30.443	29.077	32.322	331.4
Runs=3 Total laps=15 Full laps=10							5	7'16.704 P	27.654	31.556	29.289	5'48.205	330.1
1	2'39.322	1'03.772	33.009	29.789	32.752	154.1	6	2'11.425	36.003	32.785	29.810	32.827	123.6
2	1'57.342	25.945	30.718	28.654	32.025	340.9	7	1'56.977	25.648	30.289	28.766	32.274	329.5
3	1'56.473	25.272	30.494	28.580	32.127	338.2	8	1'56.926	25.548	30.268	28.804	32.306	330.6

Fastest Lap: Marc MARQUEZ Repsol Honda Team SPA 1'54.828 25.004 29.894 28.333 31.597

These data/results cannot be reproduced, stored and/or transmitted in whole or in part by any manner of electronic, mechanical, photocopying, recording, broadcasting or otherwise now known or herein after developed without the previous express consent by the copyright owner, except for reproduction in daily press and regular printed publications on sale to the public within 60 days of the event related to those data/results and always provided that copyright symbol appears together as follows below.
© DORNA, 2015



Free Practice Nr. 2

MotoGP

Lap	Lap Time	T1	T2	T3	T4	Speed	Lap	Lap Time	T1	T2	T3	T4	Speed
							23rd	15	Alex DE ANGELIS		Octo Ioda Racing Tea RSM		
									Runs=3	Total laps=18	Full laps=13		
10	2'12.948	36.394	33.312	30.225	33.017	113.9							
11	1'56.694	25.626	30.203	28.679	32.186	330.0							
12	1'56.484	25.449	30.175	28.741	32.119	329.8							
13	1'56.646	25.438	30.217	28.732	32.259	330.2							
14	5'01.250 P	27.771	30.981	29.832	3'32.666	330.2							
15	2'10.770	35.698	33.473	29.186	32.413	135.3							
16	1'56.333	25.438	30.111	28.686	32.098	331.4							
							20th	43	Jack MILLER		CWM LCR Honda AUS		
									Runs=4	Total laps=15	Full laps=8		
1	2'12.094	36.404	32.595	29.947	33.148	145.5							
2	1'57.863	25.909	30.684	28.882	32.388	319.6							
3	1'56.756	25.519	30.320	28.728	32.189	330.9							
4	7'39.997 P	25.666	32.908	29.283	6'12.140	333.0							
5	2'05.054	31.423	31.164	29.552	32.915	168.7							
6	1'59.634	25.663	30.770	29.166	34.035	332.2							
7	1'57.489	25.642	30.508	29.051	32.288	332.7							
8	2'01.733	26.534	30.722	32.133	32.344	335.5							
9	8'48.598 P	30.995	32.873	30.339	7'14.391	336.6							
10	2'14.248	35.648	31.377	29.301	37.922	113.2							
11	1'56.700	25.425	30.434	28.718	32.123	333.4							
12	4'11.280 P	25.525	30.527	28.849	2'46.379	333.4							
13	2'14.949	35.549	33.175	29.874	36.351	161.0							
14	1'56.783	25.235	30.444	28.826	32.278	334.7							
15	1'56.578	25.332	30.298	28.744	32.204	332.9							
							21st	9	Danilo PETRUCCI		Pramac Racing ITA		
									Runs=3	Total laps=17	Full laps=12		
1	2'25.337	40.202	35.478	34.039	35.618	76.1							
2	1'57.081	25.679	30.652	28.742	32.008	340.4							
3	1'56.718	25.501	30.489	28.776	31.952	340.9							
4	1'56.817	25.525	30.432	28.878	31.982	341.3							
5	1'57.118	25.450	30.616	28.994	32.058	342.6							
6	6'59.088 P	28.792	34.706	31.238	5'24.352	338.7							
7	2'10.606	33.520	32.811	30.969	33.306	128.6							
8	1'56.665	25.435	30.380	28.860	31.990	338.8							
9	1'56.943	25.515	30.439	28.859	32.130	339.6							
10	1'57.260	25.552	30.585	28.960	32.163	339.7							
11	7'52.779 P	28.705	34.249	35.146	6'14.679	339.0							
12	2'07.871	32.462	32.654	29.928	32.827	138.4							
13	1'56.657	25.437	30.500	28.767	31.953	337.1							
14	1'57.091	25.448	30.494	28.938	32.211	340.4							
15	2'07.937	29.123	33.280	30.136	35.398	338.8							
16	1'56.900	25.437	30.467	28.862	32.134	339.4							
17	2'04.393	25.517	30.746	33.240	34.890	340.0							
							24th	19	Alvaro BAUTISTA		Aprilia Racing Team SPA		
									Runs=3	Total laps=13	Full laps=9		
1	2'16.543	38.455	33.349	31.531	33.208	168.1							
2	1'58.064	26.095	30.865	28.955	32.149	333.1							
3	2'02.743	25.672	30.956	33.610	32.505	335.4							
4	1'57.868	25.689	30.545	29.079	32.555	332.1							
5	1'58.714	25.676	30.854	29.533	32.651	332.1							
6	1'58.402	25.728	30.801	29.303	32.570	330.1							
7	11'07.488 P	27.921	32.125	29.948	9'37.494	329.3							
8	2'04.615	31.088	31.262	29.542	32.723	149.4							
9	1'58.343	25.749	30.725	29.248	32.621	331.0							
10	1'58.414	25.689	30.719	29.425	32.581	330.2							
11	1'58.735	25.725	30.831	29.311	32.868	329.2							
12	7'54.799 P	27.018	31.794	30.440	6'25.547	330.2							
	PIT	32.805	31.490	30.300		165.6							
							25th	33	Marco MELANDRI		Aprilia Racing Team ITA		
									Runs=3	Total laps=12	Full laps=7		
1	2'14.884	37.610	33.368	30.756	33.150	155.8							
2	1'59.371	26.369	31.015	29.415	32.572	331.6							
3	1'59.011	25.972	30.861	29.478	32.700	334.6							
4	7'58.700 P	34.309	34.987	30.468	6'18.936	333.7							
5	2'13.866	36.661	33.072	30.872	33.261	141.3							
6	1'58.797	26.008	30.849	29.353	32.587	331.1							
7	1'58.802	25.873	30.998	29.349	32.582	331.4							
8	9'49.740 P	28.151	33.409	30.440	8'17.740	332.5							
9	2'10.516	33.713	32.714	30.950	33.139	157.8							
10	1'58.542	25.992	30.738	29.382	32.430	330.5							
11	1'58.574	25.798	30.815	29.477	32.484	331.7							
12	2'08.312	29.683	33.963	32.002	32.664	329.8							
							22nd	76	Loris BAZ		Athinà Forward Racin FRA		
									Runs=3	Total laps=15	Full laps=10		
1	2'12.219	36.496	32.955	30.003	32.765	153.3							
2	1'58.626	26.225	30.695	28.968	32.738	314.2							
3	1'57.194	25.543	30.284	28.829	32.538	331.2							
4	2'12.122	25.483	44.317	29.484	32.838	330.6							
5	10'36.783 P	25.606	30.651	28.935	9'11.591	331.8							
6	2'06.242	32.546	31.577	29.110	33.009	158.0							
7	2'03.245	30.148	31.013	29.791	32.293	331.1							
8	1'57.103	25.856	30.334	28.737	32.176	330.1							
9	2'01.274	25.461	30.205			328.3							
10	1'57.375	25.715	30.317	28.963	32.380	327.1							
11	8'30.294 P	25.784	30.402	32.785	7'01.323	328.2							
12	2'17.766	35.831	35.246	33.915	32.774	107.2							
13	1'57.280	25.792	30.328	28.828	32.332	328.6							
14	1'56.966	25.596	30.124	28.762	32.484	327.0							
15	1'57.385	25.610	30.416	28.990	32.369	327.2							

Fastest Lap: Marc MARQUEZ Repsol Honda Team SPA **1'54.828** 25.004 29.894 28.333 31.597

These data/results cannot be reproduced, stored and/or transmitted in whole or in part by any manner of electronic, mechanical, photocopying, recording, broadcasting or otherwise now known or herein after developed without the previous express consent by the copyright owner, except for reproduction in daily press and regular printed publications on sale to the public within 60 days of the event related to those data/results and always provided that copyright symbol appears together as follows below.
© DORNA, 2015





COMMERCIAL BANK GRAND PRIX OF QATAR

Free Practice Nr. 2

Best Partial Times

MotoGP

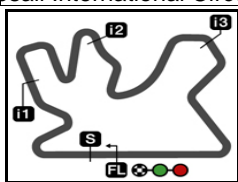
IT Ideal Lap Time, sum of the best partial times

BT Best Lap Time

<i>T1</i>		<i>T2</i>		<i>T3</i>		<i>T4</i>				<i>IT</i>	<i>BT</i>	
Pos	Rider	Time	Rider	Time	Rider	Time	Rider	Time	Pos	Rider	IT	BT
1	M.MARQUEZ	24.968	C.CRUTCHLOW	29.855	M.MARQUEZ	28.333	M.MARQUEZ	31.597	1	M.MARQUEZ	1'54.792	1'54.828 (1)
2	A.DOVIZIOSO	24.998	A.IANNONE	29.873	M.VIÑALES	28.380	A.DOVIZIOSO	31.604	2	D.PEDROSA	1'55.244	1'55.275 (2)
3	D.PEDROSA	25.137	M.MARQUEZ	29.894	C.CRUTCHLOW	28.442	J.LORENZO	31.624	3	A.IANNONE	1'55.333	1'55.404 (5)
4	J.LORENZO	25.203	V.ROSSI	29.969	D.PEDROSA	28.447	D.PEDROSA	31.642	4	C.CRUTCHLO	1'55.364	1'55.397 (4)
5	M.DI MEGLIO	25.205	A.ESPARGARO	29.978	S.REDDING	28.458	V.ROSSI	31.681	5	A.DOVIZIOSO	1'55.366	1'55.366 (3)
6	V.ROSSI	25.217	D.PEDROSA	30.018	A.ESPARGARO	28.476	H.BARBERA	31.701	6	J.LORENZO	1'55.401	1'55.609 (6)
7	A.IANNONE	25.225	B.SMITH	30.021	N.HAYDEN	28.498	A.IANNONE	31.710	7	V.ROSSI	1'55.446	1'55.618 (7)
8	H.BARBERA	25.229	J.LORENZO	30.035	K.ABRAHAM	28.508	M.DI MEGLIO	31.776	8	M.DI MEGLIO	1'55.681	1'55.707 (8)
9	P.ESPARGARO	25.234	N.HAYDEN	30.101	A.IANNONE	28.525	C.CRUTCHLOW	31.778	9	H.BARBERA	1'55.703	1'55.838 (10)
10	J.MILLER	25.235	S.BRADL	30.103	M.DI MEGLIO	28.537	P.ESPARGARO	31.805	10	B.SMITH	1'55.741	1'55.741 (9)
11	Y.HERNANDEZ	25.239	E.LAVERTY	30.111	J.LORENZO	28.539	Y.HERNANDEZ	31.838	11	A.ESPARGAR	1'55.773	1'55.847 (11)
12	S.REDDING	25.258	Y.HERNANDEZ	30.114	B.SMITH	28.553	S.REDDING	31.856	12	P.ESPARGAR	1'55.813	1'56.004 (13)
13	A.ESPARGARO	25.259	L.BAZ	30.124	P.ESPARGARO	28.558	B.SMITH	31.892	13	M.VIÑALES	1'55.881	1'56.036 (14)
14	B.SMITH	25.275	M.DI MEGLIO	30.163	H.BARBERA	28.576	S.BRADL	31.893	14	S.REDDING	1'55.909	1'56.133 (16)
15	K.ABRAHAM	25.277	A.DOVIZIOSO	30.176	V.ROSSI	28.579	M.VIÑALES	31.918	15	Y.HERNANDEZ	1'55.918	1'55.970 (12)
16	C.CRUTCHLOW	25.289	H.BARBERA	30.197	A.DOVIZIOSO	28.588	D.PETRUCCI	31.952	16	N.HAYDEN	1'55.977	1'56.086 (15)
17	S.BRADL	25.299	P.ESPARGARO	30.216	E.LAVERTY	28.679	K.ABRAHAM	31.994	17	S.BRADL	1'56.039	1'56.181 (18)
18	N.HAYDEN	25.346	M.VIÑALES	30.223	J.MILLER	28.718	N.HAYDEN	32.032	18	K.ABRAHAM	1'56.056	1'56.178 (17)
19	M.VIÑALES	25.360	K.ABRAHAM	30.277	Y.HERNANDEZ	28.727	A.ESPARGARO	32.060	19	E.LAVERTY	1'56.326	1'56.333 (19)
20	D.PETRUCCI	25.435	J.MILLER	30.298	L.BAZ	28.737	E.LAVERTY	32.098	20	J.MILLER	1'56.374	1'56.578 (20)
21	E.LAVERTY	25.438	S.REDDING	30.337	D.PETRUCCI	28.742	J.MILLER	32.123	21	L.BAZ	1'56.498	1'56.966 (22)
22	L.BAZ	25.461	D.PETRUCCI	30.380	S.BRADL	28.744	A.BAUTISTA	32.149	22	D.PETRUCCI	1'56.509	1'56.657 (21)
23	A.DE ANGELIS	25.640	A.DE ANGELIS	30.524	A.DE ANGELIS	28.756	L.BAZ	32.176	23	A.DE ANGELIS	1'57.317	1'57.509 (23)
24	A.BAUTISTA	25.672	A.BAUTISTA	30.545	A.BAUTISTA	28.955	A.DE ANGELIS	32.397	24	A.BAUTISTA	1'57.321	1'57.868 (24)

These data/results cannot be reproduced, stored and/or transmitted in whole or in part by any manner of electronic, mechanical, photocopying, recording, broadcasting or otherwise now known or herein after developed without the previous express consent by the copyright owner, except for reproduction in daily press and regular printed publications on sale to the public within 60 days of the event related to those data/results and always provided that copyright symbol appears together as follows below.
© DORNA, 2015





5380 m.

COMMERCIAL BANK GRAND PRIX OF QATAR

Free Practice Nr. 2

Best Partial Times

IT Ideal Lap Time, sum of the best partial times

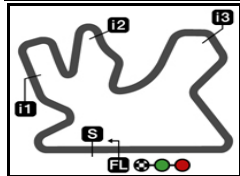
BT Best Lap Time

		<i>T1</i>		<i>T2</i>		<i>T3</i>		<i>T4</i>				
<i>Pos</i>	<i>Rider</i>	<i>Time</i>	<i>Rider</i>	<i>Time</i>	<i>Rider</i>	<i>Time</i>	<i>Rider</i>	<i>Time</i>	<i>Pos</i>	<i>Rider</i>	<i>IT</i>	<i>BT</i>
25	M.MELANDRI	25.798	M.MELANDRI	30.738	M.MELANDRI	29.349	M.MELANDRI	32.430	25	M.MELANDRI	1'58.315	1'58.542 (25)

These data/results cannot be reproduced, stored and/or transmitted in whole or in part by any manner of electronic, mechanical, photocopying, recording, broadcasting or otherwise now known or herein after developed without the previous express consent by the copyright owner, except for reproduction in daily press and regular printed publications on sale to the public within 60 days of the event related to those data/results and always provided that copyright symbol appears together as follows below.
© DORNA, 2015

Official MotoGP Timing by **TISSOT**
www.motogp.com





5380 m.

COMMERCIAL BANK GRAND PRIX OF QATAR

Free Practice Nr. 2

Fastest Laps Sequence

<i>Practice Time</i>	 <i>Rider</i>	<i>Nation</i>	<i>Motorcycle</i>	<i>Time</i>	<i>Km/h</i>	<i>Rider's Lap</i>
4'08.297	46 Valentino ROSSI	ITA	YAMAHA	1'56.806	165.8	2
4'17.989	63 Mike DI MEGLIO	FRA	DUCATI	1'56.616	166.0	2
4'26.512	99 Jorge LORENZO	SPA	YAMAHA	1'56.313	166.5	2
4'27.028	8 Hector BARBERA	SPA	DUCATI	1'56.252	166.6	2
4'59.570	41 Aleix ESPARGARO	SPA	SUZUKI	1'55.847	167.1	2
6'22.223	99 Jorge LORENZO	SPA	YAMAHA	1'55.711	167.3	3
6'29.162	29 Andrea IANNONE	ITA	DUCATI	1'55.695	167.4	3
6'33.138	4 Andrea DOVIZIOSO	ITA	DUCATI	1'55.366	167.8	3
6'43.254	93 Marc MARQUEZ	SPA	HONDA	1'54.828	168.6	3

These data/results cannot be reproduced, stored and/or transmitted in whole or in part by any manner of electronic, mechanical, photocopying, recording, broadcasting or otherwise now known or herein after developed without the previous express consent by the copyright owner, except for reproduction in daily press and regular printed publications on sale to the public within 60 days of the event related to those data/results and always provided that copyright symbol appears together as follows below.

© DORNA, 2015

Official MotoGP Timing by TISSOT
www.motogp.com

Doha, Friday, March 27, 2015

